

TM 5-3810-305-24P

TECHNICAL MANUAL

**UNIT, DIRECT SUPPORT, AND GENERAL SUPPORT
MAINTENANCE REPAIR
PARTS AND SPECIAL TOOLS LISTS**

**CRANE, WHEEL MOUNTED,
HYDRAULIC, LIGHT, 7 1/2 TON
(ROUGH TERRAIN CRANE)**

MODEL LRT 110

CONSISTS OF:

**Type I General Purpose
(3810-01-165-0646)**

**Type II Airborne/Airmobile
(3810-01-165-0647)**


Approved for public release: distribution is unlimited.

HEADQUARTERS, DEPARTMENT OF THE ARMY 26 JULY 1991

1. Purpose. This is to alert operators, organizational, direct and general support to the safety hazards involving handling of automotive air filters under Nuclear, Biological and Chemical conditions (NBC).

2. Procedures.

a. If NBC exposure is suspected, all air filters should be handled by personnel wearing protective equipment. Consult your NBC Officer or NBC NCO for appropriate handling or disposal procedures.



b. Position decal in a noticeable place on or near air filter housing. Mounting of this decal is mandatory. Order decal using P/N 12296626, CAGE 19207, NSN 7690-01-114-3702.

TECHNICAL MANUAL

T M 5 - 3 8 1 0 - 3 0 5 - 2 4 P

HEADQUARTERS
DEPARTMENT OF THE ARMY
Washington D. C., 26 July 1991

**UNIT, DIRECT SUPPORT, AND GENERAL SUPPORT
MAINTENANCE REPAIR
PARTS AND SPECIAL TOOLS LISTS**

**CRANE, WHEEL MOUNTED, HYDRAULIC, LIGHT,
7 1/2 TON
(ROUGH TERRAIN CRANE)
MODEL LRT 110**

CONSISTS OF:

**Type I General Purpose
(3810-01-165-0646)**

**Type II Airborne/Airmobile
(3810-01-165-0647)**

REPORTING ERRORS AND RECOMMENDING IMPROVEMENTS

You can help improve this manual. If you find any mistakes or if you know of a way to improve the procedures, please let us know. Mail your letter, DA Form 2028 (Recommended Changes to Publications and Blank Forms), or DA Form 2028-2, located in the back of this manual, direct to: Commander, U.S. Army Tank-Automotive Command, ATTN: AMSTA-MB, Warren, MI 48397-5900. A reply will be furnished to you.

Approved for public release: distribution is unlimited.

TABLE OF CONTENTS

	<u>Title</u>	<u>Figure Number</u>	<u>Page</u>
CHAPTER 1	INTRODUCTION	1-1, 1-2	1-1
	Clamp Assemblies	1-3	1-4
CHAPTER 2	ENGINE		
	Engine Assembly	2-1	2-2
	Cylinder Block	2-2	2-4
	Short Block	2-3	2-6
	Cylinder Head	2-5	2-8
	Crankshaft and Main Bearing ,	2-6	2-10
	Crank Drive	2-7	2-12
	Piston Kit	--	2-13
	Piston and Connecting Rod	2-8	2-14
	Camshaft and Gear	2-9	2-15
	Front Gear Cover..	2-10	2-16
	Rocker Lever	2-11	2-18
	Valve Cover	2-12	2-20
	Valve Tappet	2-13	2-21
	Tappet Cover	2-14	2-22
	Flywheel	2-15	2-23
	Flywheel Housing	2-16	2-24
	Front Gear Train Accessory Drive	2-17	2-26
	Front Gear Train Accessory Drive Cover Plate	2-18	2-27
	Lube Oil Pump	2-19	2-28
	Lube Oil Cooler	2-20	2-30
	Front Sump Oil Pan	2-21	2-32
	Oil Level Gauge	2-22	2-33
	Air Cleaner Assembly	2-23	2-34
	Air Cleaner	2-24	2-36
	Air Intake Manifold	2-25	2-37
	Front Engine Support	2-26	2-38
	Upper Engine Gasket Set - 1	--	2-39
	Upper Engine Gasket Set - 2	--	2-40
	Upper Engine Gasket Set - 3	--	2-41
	Lower Engine Gasket Set ,	--	2-42

TABLE OF CONTENTS

	<u>Title</u>	<u>Figure Number</u>	<u>Page</u>
CHAPTER 3	FUEL SYSTEM		
	Fuel Tank	3-1	3-2
	Injection Pump Assembly	3-2	3-4
	Injection Pump	3-3	3-6
	Fuel Injector	3-4	3-9
	Fuel Injector	3-5	3-10
	Fuel Pump Lift and Supply Tubes	3-6	3-12
	Fuel Plumbing	3-7	3-14
	Fuel Filter	3-8	3-16
	Injection Pump Coupling	3-9	3-18
CHAPTER 4	EXHAUST SYSTEM		
	Exhaust Assembly	4-1	4-2
	Exhaust Manifold	4-2	4-4
	Exhaust Connection	4-3	4-5
CHAPTER 5	COOLING SYSTEM		
	Cooling Assembly	5-1	5-1
	Radiator	5-1A	5-2A
	Water Pump	5-2	5-3
	Water Inlet Connection	5-3	5-4
	Fan Support	5-4	5-5
	Fan Pilot Spacer	5-5	5-6
	Fan Belt Tensioner	5-6	5-7
	Thermostat Housing	5-7	5-8
CHAPTER 6	ELECTRICAL SYSTEM		
	Alternator Assembly	6-1	6-1
	Alternator	6-2	6-2
	Alternator Mounting	6-3	6-4
	Starting Motor Assembly	6-4	6-5
	Starting Motor	6-5	6-6
	Battery Assembly	6-6	6-10
	Front Electrical-1	6-7	6-13
	Front Electrical-2	6-8	6-16
	Rear Electrical	6-9	6-18
	Work Lights	6-10	6-22
	Anti-Two Block Assembly	6-11	6-24
	Anti-Two Block Control Panel	6-12	6-27
	Collector Ring Assembly	6-13	6-28
	Axle Centering Light Switch Assembly	6-14	6-30
	STE-ICE Electrical System	6-15	6-32

TABLE OF CONTENTS

	Title	Figure <u>Number</u>	Page
CHAPTER 7	TRANSMISSION		
	Transmission Hoses, Lines and Fittings	7-1	7-2
	Transmission Assembly - 1	7-2	7-4
	Transmission Assembly - 2	7-3	7-10
	First Stage Clutch Group	7-4	7-14
	Second Stage Clutch Group	7-5	7-16
	Third Stage Clutch Group	7-6	7-18
	Valve Group	7-7	7-20
	Valve Assembly	7-8	7-21
	Transmission Control	7-9	7-22
CHAPTER 8	DRIVE SYSTEM		
	Drive Shaft Assembly	8-1	8-1
	Rear Drive Shaft	8-2	8-2
	Front Drive Shaft	8-3	8-3
CHAPTER 9	AXLES		
	Front Axle Assembly	9-1	9-1
	Front Axle	9-2	9-2
	Front Differential with Brake	9-3	9-4
	Rear Axle Assembly	9-4	9-6
	Rear Axle Mounting	9-5	9-8
	Rear Differential	9-6	9-10
	Front and Rear Tie Rods	9-7	9-12
	Front and Rear Pivot and Spindle Assembly	9-8	9-14
	Front and Rear Planetary Wheel Ends	9-9	9-16
	Front and Rear Brakes	9-10	9-18
	Wheels and Tires	9-11	9-21
	Parking Brake Caliper	9-12	9-22

TABLE OF CONTENTS

<u>Title</u>	<u>Figure Number</u>	<u>Page</u>
CHAPTER 10		
HYDRAULICS		
Axle Lockout System	10-1	10-2
Axle Lockout Cylinder	10-2	10-4
Axle Lockout Valve	10-3	10-6
Outrigger Hydraulics	10-4	10-8
Outrigger Cylinder	10-5	10-10
Outrigger Hold Valve	10-6	10-11
Outrigger Solenoid Valve	10-7	10-12
Hydraulic Brakes	10-8A	10-14
Hydraulic Brakes	10-8B	10-16
Deleted	10-9	
Brake Booster/Master Cylinder	10-10	10-20
Steering System	10-11	10-24
Steering Control Unit	10-12	10-26
Steering Cylinder	10-13	10-27
Steering Selector Valve	10-14	10-28
Swing Motor	10-15	10-30
Main Hydraulic Pump	10-16	10-32
Pump Drives	10-17	10-33
Ground Driven Steering Pump	10-18	10-34
Hydraulic Reservoir	10-19	10-36
Return Filter	10-20	10-38
Lower Hydraulics:		
Suction	10-21	10-40
Return Pressure	10-22	10-42
Boom, Swing and Winch	10-23	10-46
Upper Hydraulics	10-24	10-48
Hydraulic System Valve		
Bank Fittings	10-25	10-50
Steering Valve	10-26	10-51
Steering Valve Fittings	10-27	10-52
Brake Relief Valve Fittings	10-28	10-53
Rotary Manifold	10-29	10-54
Boom Hoist Cylinder Assembly	10-30	10-55
Boom Hoist Cylinder	10-31	10-56
Extend Cylinder	10-32	10-57

TABLE OF CONTENTS

	<u>Title</u>	<u>Figure Number</u>	<u>Page</u>
CHAPTER 11	FRAME, FENDER AND CAB		
	Frame	11-1	11-1
	Fenders and Decks	11-2	11-2
	Can Bracket	11-3	11-4
	Pintle Hook	11-4	11-5
	Outriggers	11-5	11-6
	Upperstructure	11-6	11-8
	Engine Housing	11-7	11-10
	Cab Glass Assembly	11-8	11-12
	Operator's Cab	11-9	11-14
	Cab Insulation	11-10	11-17
	Seat	11-11	11-18
	Mirrors	11-12	11-19
	Marking Decals	11-13	11-20
CHAPTER 12	CRANE		
	Swing Assembly	12-1	12-2
	Swing Gear Box.....	12-2	12-4
	Boom	12-3	12-8
	Boom Angle Indicator	12-4	12-11
CHAPTER 13	WINCH		
	Winch and Cable	13-1	13-1
	Winch	13-2	13-2
	Winch Motor	13-3	13-8
	Winch Valve Fittings	13-4	13-10
	Winch Brake Valve	13-5	13-12
	Hook Block	13-6	13-14

TABLE OF CONTENTS

	<u>Title</u>	<u>Figure Number</u>	<u>Page</u>
CHAPTER 14	OPERATOR'S CONTROLS		
	Gauges, Controls and		
	Switches	14-1	14-2
	Valve Controls	14-2	14-6
	Deleted	14-3	
	Transmission Shift Assembly	14-4	14-10
	Transmission Shift Control	14-5	14-12
	Throttle Control	14-6	14-16
	Parking Brake	14-7	14-20
	Heater and Defroster	14-8	14-22
	Heater	14-9	14-24
	Windshield Wiper	14-10	14-26
	Tool Kit	14-11	14-28
	Marking Decals	14-12	14-31
CHAPTER 15	TYPE II SUPPLEMENT		
	Type II Engine Assembly	15-1	15-2
	Type II Fuel Tank	15-2	15-6
	Type II Rear Electrical	15-3	15-8
	Type II Transmission		
	Shift Assembly	15-4	15-12
	Type II Lower Hydraulics	15-5	15-14
	Type II Upper Hydraulics	15-6	15-16
	Type II Hydraulic Disconnects	15-7	15-18
	Type II Frame	15-8	15-20
	Type II Fenders and Deck	15-9	15-22
	Type II Pintle Hook	15-10	15-24
	Type II Outriggers	15-11	15-26
	Type II Upperstructure	15-12	15-28
	Type II Marking Decals	15-13	15-30
	Type II Boom	15-14	15-32
	Type II Heater	15-15	15-36
	Type II Marking Decals	15-16	15-38
	Type II Sectionalization		
	Assembly	15-17	15-40
	Type II Sectionalization		
	Assembly	15-18	15-42
	Type II Sectionalization		
	Assembly	15-19	15-42
	Type II Sectionalization		
	Assembly	15-20	15-43
	Type II Sectionalization		
	Assembly	15-21	15-43
	Type II Pivot Assembly	15-22	15-44
	Type II Mast Assembly	15-23	15-45
	Type II Sectionalization		
	Tool Kit	15-24	15-46
	Type II Engine Housing	15-25	15-48

TABLE OF CONTENTS

<u>Title</u>	<u>Figure Number</u>	<u>Page</u>
Type II Can Bracket	15-26	15-50
Type II Anti Two Block Assembly15-27	15-52
 Annex A, CROSS REFERENCE LIST...	A-1	
 Annex B, CROSS REFERENCE LIST...	B-1	
 INDEX	Index-1	

CHAPTER 1
INTRODUCTION

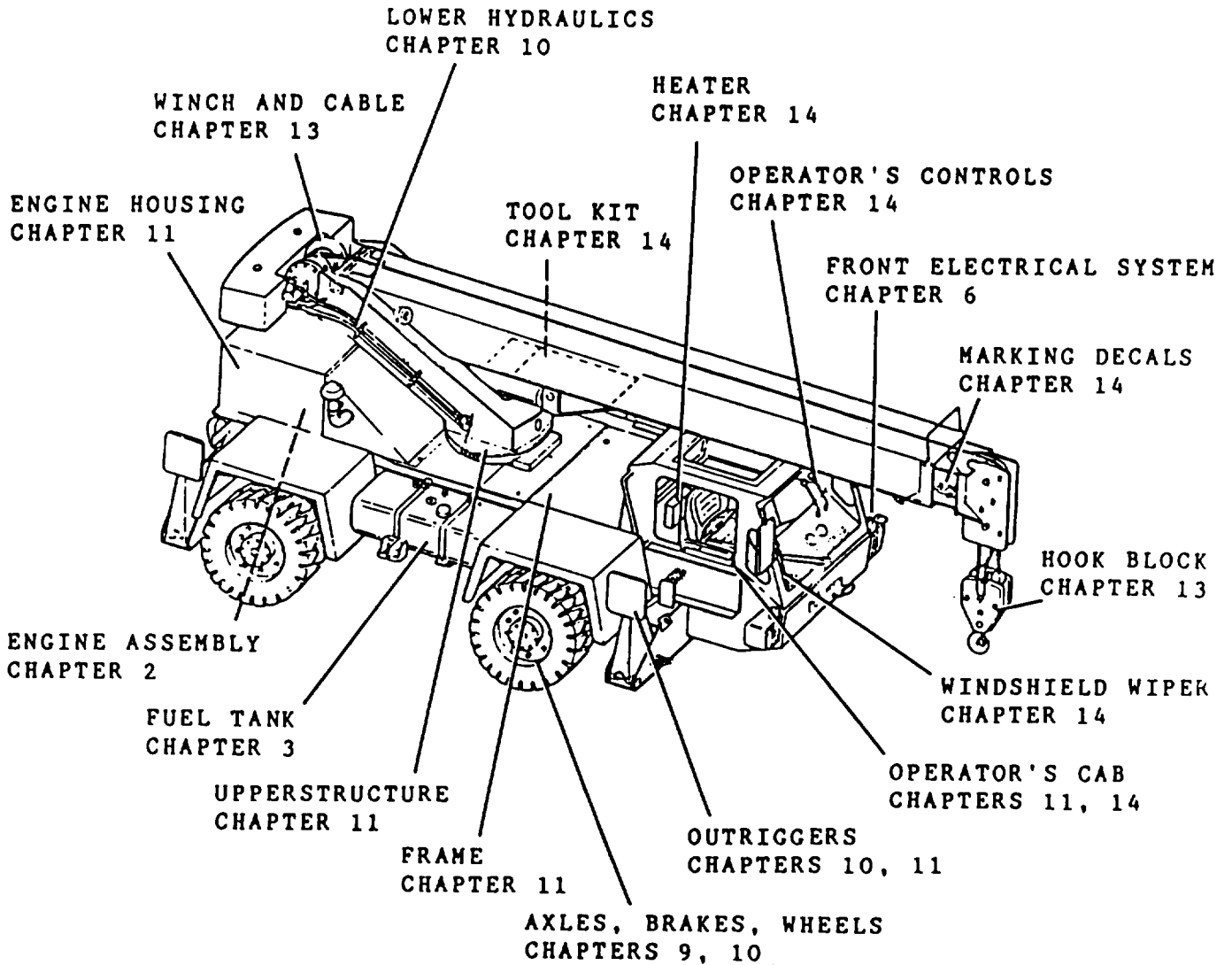


Figure 1-1. Part Locations

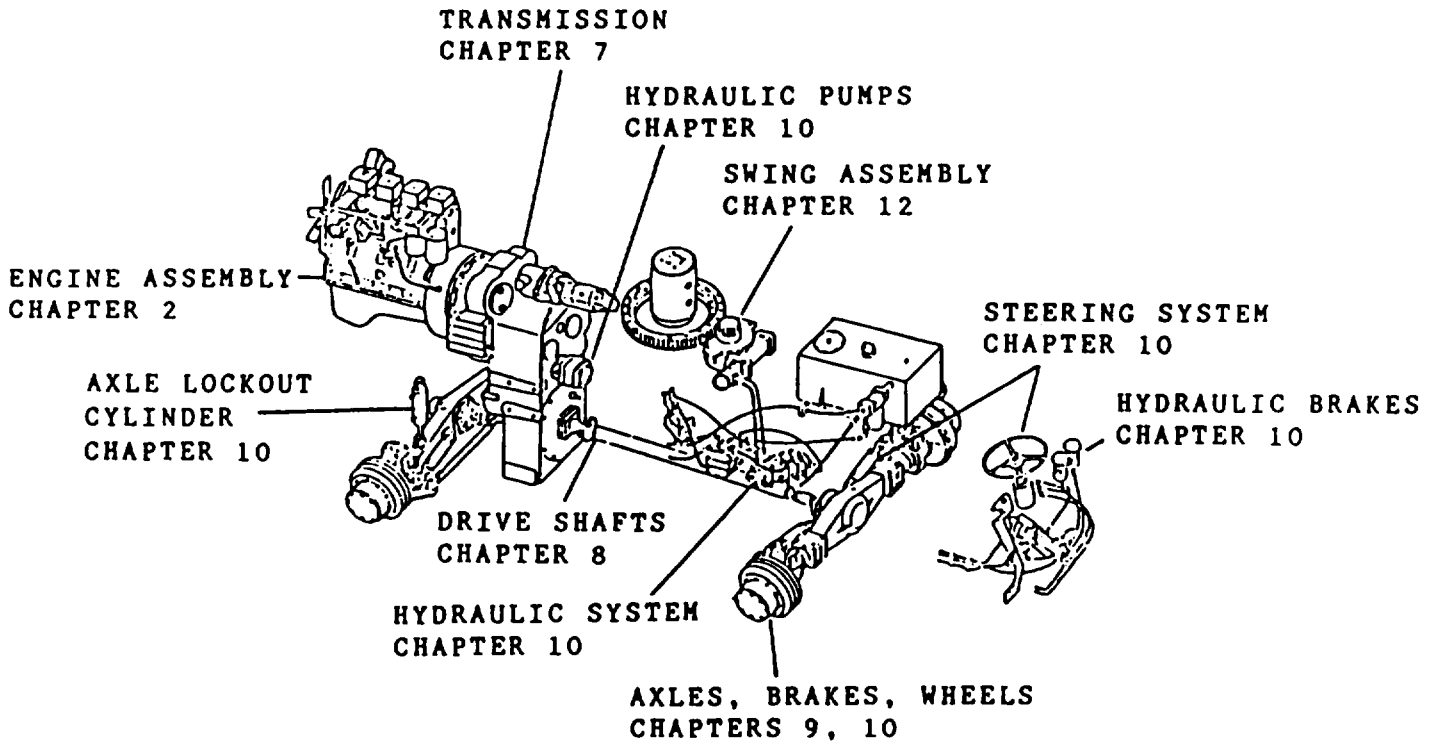


Figure 1-2. Part Locations

The following is a manual listing all the service parts for the Koehring LRT 110 Crane.

Parts in the manual are illustrated by exploded views. Individual parts in each illustration are shown where they belong in relation to one another and are identified out by reference numbers. These numbers correspond with numbers in the FIG IND NO column in the accompanying list of parts.

The reference number is followed by the Koehring PART NUMBER corresponding VENDOR PART NUMBER and the FSCM, (Federal Supply Code for Manufacturers) columns.

In the DESCRIPTION column, parts are listed in order, according to the reference numbers shown in the illustration, and by a full description, based upon the "noun first" method - i.e., the noun name of the part is listed first, then the modifying descriptive information which serves to specifically identify the item.

All directional references in this manual (right or left; front or rear, etc.) correspond to the position of the operator when facing forward in the operator's cab.

Wherever possible, the component parts of assemblies are indicated in the illustration by the use of brackets. When this cannot be done, the component parts of an assembly will be called out in the list.

The quantity, QTY of each individual part follows the description. In most cases, the quantity indicates the total required per machine. The only exception to this rule is when an assembly is shown at the beginning of the list which consists of all the individual parts in the list following it. In these cases, quantities shown with individual parts are the total required per assembly.

Chapter 15, Type II Supplement, lists parts used for both Type I and Type II vehicles. Differences in configuration as well as part number indicate differences between Type I and Type II. Note that differences as minor as one part are indicated in Chapter 15.

Clamp Assemblies

When viewing clamps and hardware throughout this manual they will be assembled in one of the following examples:

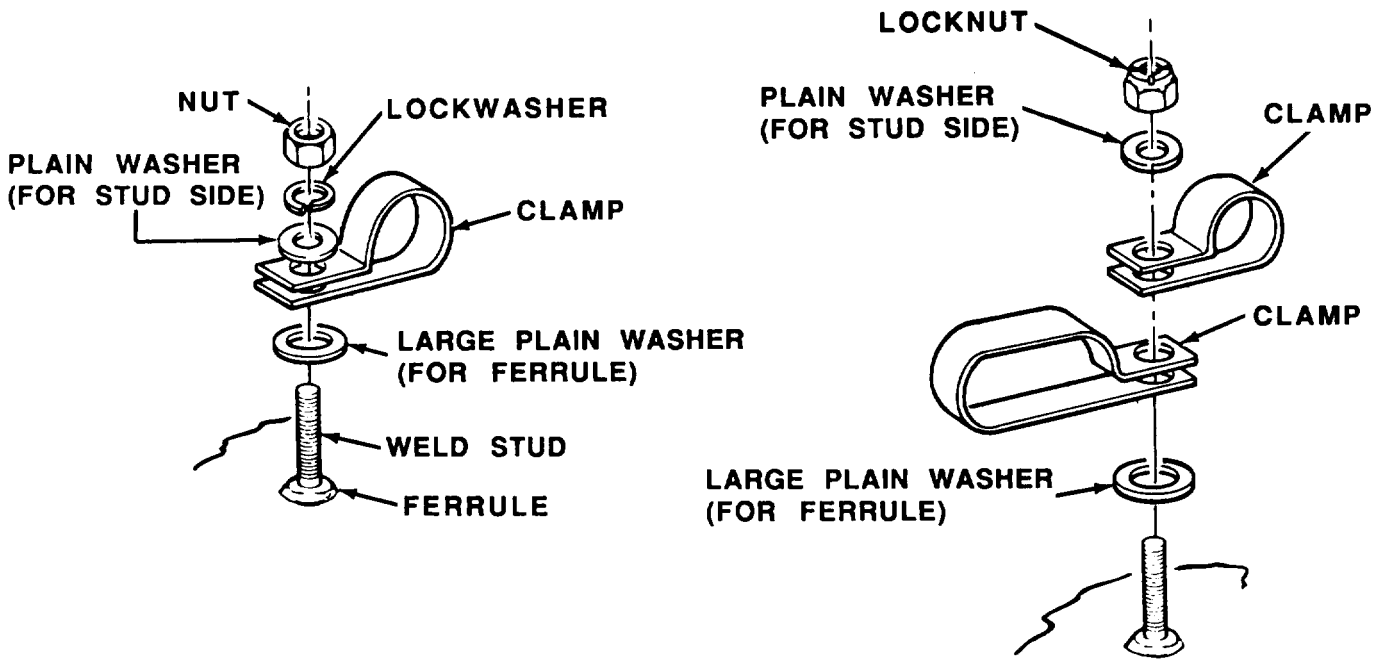


Figure 1-3. Clamp Assemblies

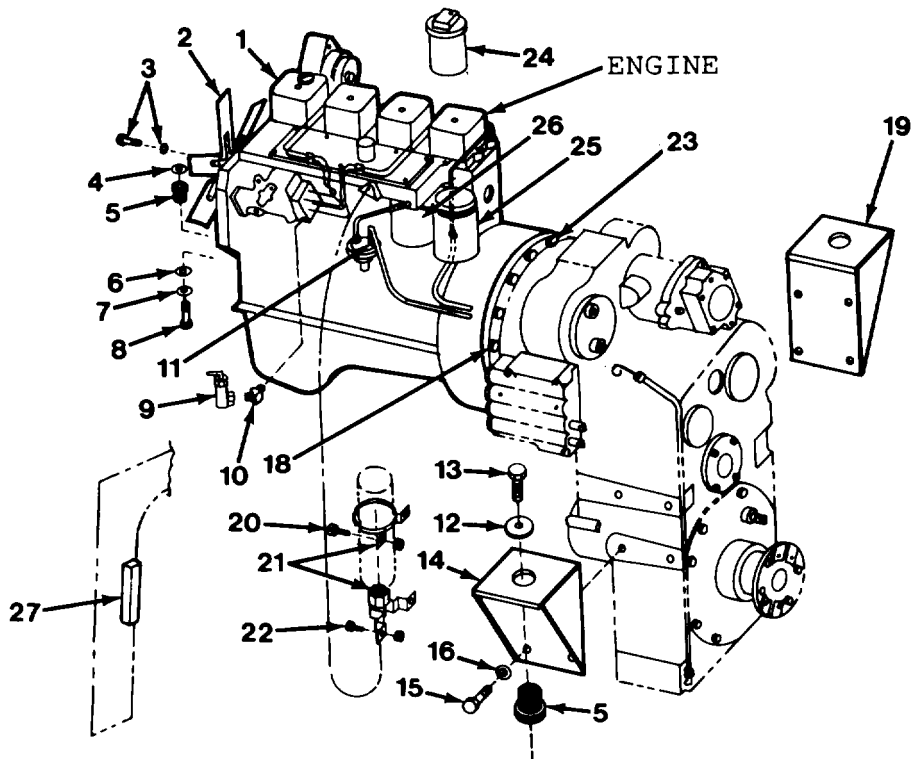


Figure 2-1. Engine Assembly

FIG IND NO	PART NO	VENDOR PART NO	FSCM	DESCRIPTION	QTY
1	709 1300	4B3.9 Spec SES1108	15434	Engine	1
2	709 1349		81495	Fan	1
3	071 308 40	DIN931-M8 X 70-8.8-A4C	15526	Capscrew, M8 x 70	4
	085 308 16	DIN127B-M8- HRC44-51-A4C	15526	Lockwasher, M8	4
4	709 1755		81495	Spacer	1
5	1221-90	CBA28-1050-1	76005	Mount	3
6	709 1872		81495	Spacer	1
7	10329		81495	Washer (Manufactured)	1
8	071 316 24	DIN931-M16 X 70-8.8-A4C	15526	Capscrew, M16 x 70	1
9	709 1067	7-2177-4	86768	Valve, Oil Sample	1
10	362 1021	2088-2-2S	01276	Elbow, 45°	1

WHEN ORDERING PARTS, SPECIFY MODEL NUMBER, SERIAL NUMBER AND DESCRIPTION OF PART REQUIRED

FIG IND NO	PART NO	VENDOR PART NO	FSCM	DESCRIPTION	QTY
11	12019-65	159F-6-4	30780	ELBOW, 45° BRASS	1
12	4185		81495	SPACER	2
13	1200-204		81495	CAPSCREW, 3/4C X 4 GR5	2
14	709F1931		81495	MOUNT, TRANSMISSION	1
15	1200-184		81495	CAPSCREW, 3/4C X 1.50 GR5	8
16	1210-38		81495	LOCKWASHER 3/4 REG	8
17	1205-102	41NU-120	72962	LOCKNUT, 3/4C	2
18	1200-373	DIN933-M10X 35-8.8-A4C	15526	CAPSCREW, M10 X 35	11
	085 310 19	DIN127B-M10- HRC44-51-A4C	15526	LOCKWASHER, M10	11
19	709F1709		81495	MOUNT, TRANSMISSION	1
20	071 408 16	DIN933-M8 X 16-8.8-A4C	15526	CAPSCREW, M8 X 16	2
	081 308 13	DIN985-M8-6/ 8-A4C	15526	NUT, M8	2
21	706 9679	829 0024	06991	ZERO START KIT	1
			06991	VALVE, MECHANICAL	1
			06991	STOP, CABLE	1
			06991	SCREW, #6X3/4 SELF TAPPING	1
		10040W	62789	CLAMP, MOUNTING	1
			06991	ELBOW, W/NUT	1
		91302422	06991	ATOMIZER	1
		22-NSR	13174	TUBE, NYLON	1
22	071 406 24	DIN933-M6X 16-8.8-A4C	15526	CAPSCREW, M6 X 16	2
	081 306 11	DIN985-M6- 6/8-A4C	15526	NUT, M6	2
23	1200-66		81495	CAPSCREW, 3/8F X 1-3/4 GR5	12
24	SEE FIG 2-20		15434	FILTER, OIL	1
25	SEE FIG 3-8		15434	FILTER, FUEL SECONDARY	1
26	SEE FIG 3-8		15434	FILTER, FUEL PRIMARY (W/SEPARATOR DRAIN)	1
27		100-1/8-B-3	57137	TRIM, FLEX, 1/8 X 9/16 X 6 IN. BLACK	1

WHEN ORDERING PARTS, SPECIFY MODEL NUMBER, SERIAL
NUMBER AND DESCRIPTION OF PART REQUIRED

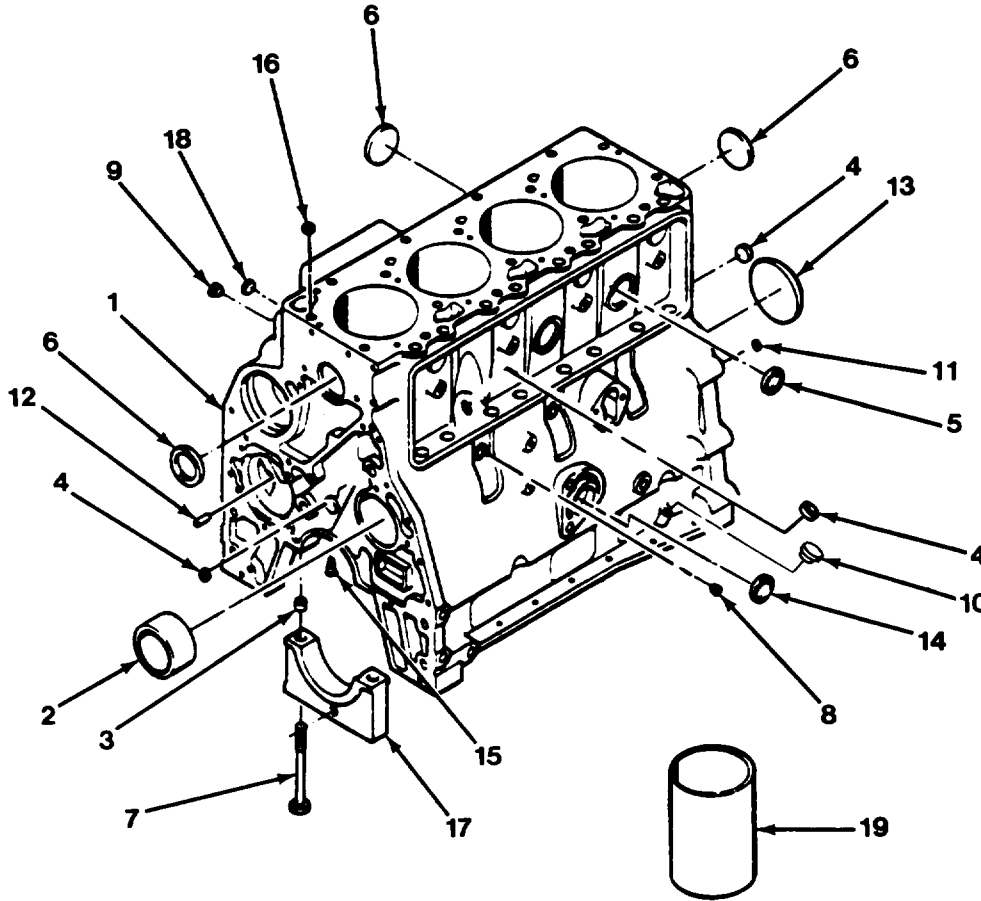


Figure 2-2. Cylinder Block .

FIG IND NO	PART NO	VENDOR PART NO.	FSCM	DESCRIPTION	QTY
1		3905376	15434	Block, Cylinder Service	1
2		3901306	15434	Bushing, Cam	1
3		3900068	15434	Dowel, Ring M18 x 10	10
4		3900956	15434	Plug, Expansion 17.73mm (0.70")	3
5		3007535	15434	Plug, Expansion 25.70 (1.00")	2
6		3900965	15434	Plug, Expansion 32.02mm (1.26")	4

WHEN ORDERING PARTS, SPECIFY MODEL NUMBER, SERIAL NUMBER AND DESCRIPTION OF PART REQUIRED.

FIG IND NO	PART NO	VENDOR PART NO	FSCM	DESCRIPTION	QTY
7		3904217	15434	SCREW, HEXAGON HEAD CAP M14-2.00 X 119	10
8		3908465	15434	PLUG, PIPE 0.125" NPTF	2
9		3008468	15434	PLUG, PIPE 0.50" NPTF	1
10		3900955	15434	PLUG, EXPANSION 0.375 IN.	1
11		3900068	15434	DOWEL, RING M18 X 10	2
12		3900257	15434	DOWEL, PIN M10 X 16	2
13		3900687	15434	PLUG, EXPANSION 60.20MM (2.37")	1
14		3900958	15434	PLUG, EXPANSION 32.02MM (1.26")	1
15		3901020	15434	NOZZLE, PISTON COOLING 1.5MM I.D.	4
16		3902343	15434	DOWEL, RING M16 X 10	2
17		3900967	15434	MAIN, BEARING CAP	5
18		3027646	15434	PLUG, EXPANSION 22.35MM (0.75 IN)	1
BLOCK SERVICE PARTS					
17		3900967	15434	MAIN, BEARING CAP, SERVICE	5
19		3904166	15434	SLEEVE, CYL. BLOCK, SERVICE STD. BORE 102 MM USE AS REQUIRED	

WHEN ORDERING PARTS, SPECIFY MODEL NUMBER, SERIAL
NUMBER AND DESCRIPTION OF PART REQUIRED.

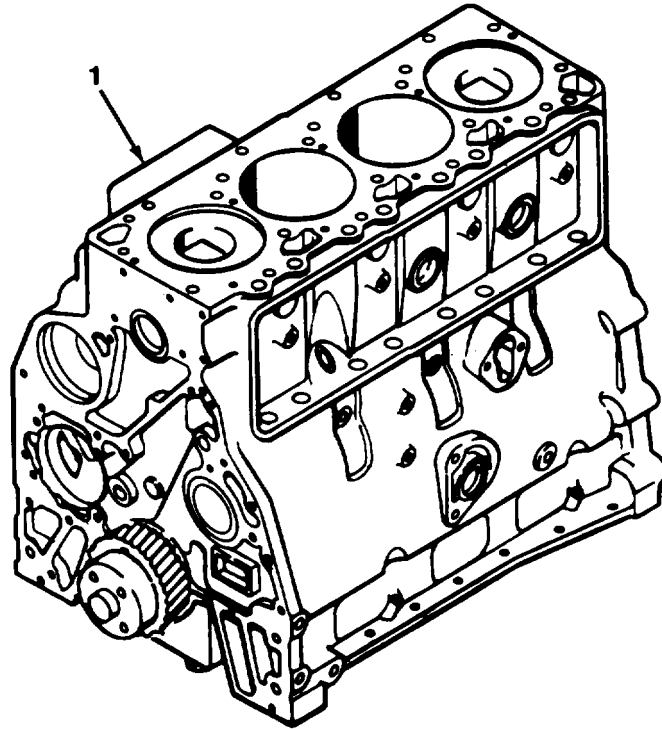


Figure 2-3. Short Block

<u>FIG</u> <u>IND NO</u>	<u>PART</u> <u>NO</u>	<u>VENDOR</u> <u>PART NO</u>	<u>FSCM</u>	<u>DESCRIPTION</u>	<u>QTY</u>
1		3905377	15434	Block Short	1
		PARTS LISTED BELOW ARE FOR REFERENCE ONLY			
		3905376	15434	Block Cylinder	1
		3901090	15434	Bearing, Main Upper	4
		3906230	15434	Bearing, Crank Thrust	1
		3901150	15434	Bearing, Main Lower	5
		3901170	15434	Bearing, Corm Rod	8
		3901306	15434	Bushing	1
		3901569	15434	Rod, Engine Corm	4
		3901793	15434	Pin, Piston	4
		3908031	15434	Crankshaft	1
		3901016	15434	Pin, Dowel	1
		3901258	15434	Gear, Crankshaft	1
		3802060	15434	Kit, Engine Piston	4
		3802040	15434	Set, Piston, Ring	4
		3901706	15434	Ring, Retaining	8

WHEN ORDERING PARTS, SPECIFY MODEL NUMBER, SERIAL NUMBER AND DESCRIPTION OF PART REQUIRED.

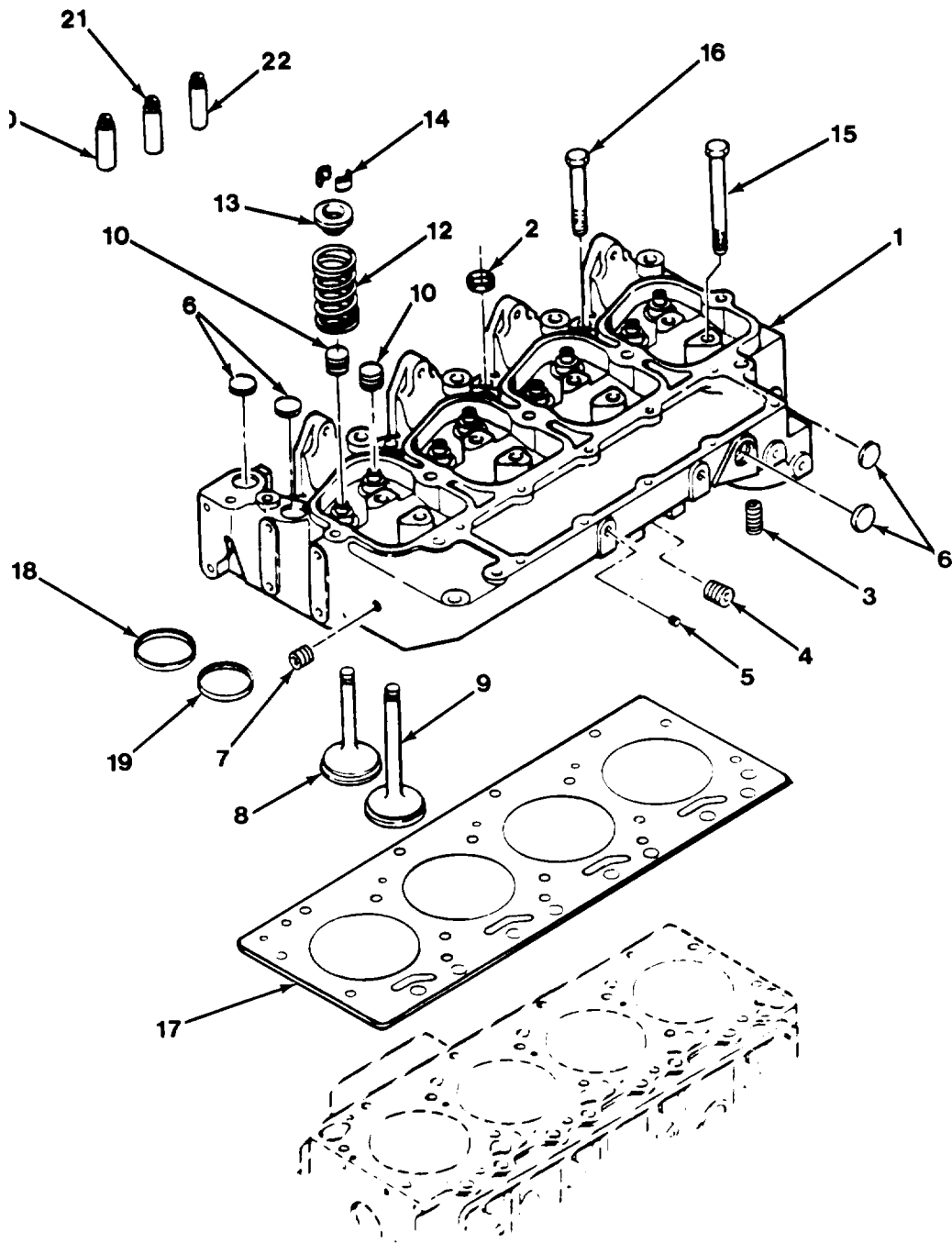


Figure 2-5. Cylinder Head

FIG IND NO	PART NO	VENDOR PART NO	FSCM	DESCRIPTION	QTY
1		3910275	15434	ASSEMBLY, CYLINDER HEAD	1
2		3902606	15434	PLUG, EXPANSION 20.64MM (0.81")	3
3		3903835	15434	ADAPTER, FUEL FILTER	1
4		3008468	15434	PIPE PLUG, 0.50" NPTF	1
5		3908465	15434	PLUG, PIPE, 0.125" NPTF	1
6		3008468	15434	PLUG, PIPE, 0.50" NPTF	4
7		3906619	15434	PLUG, PIPE, 0.125" NPTF	2
8		3802005	15434	VALVE, INTAKE KIT (INCLUDES ITEM 14)	4
9		3802006	15434	VALVE, EXHAUST KIT (INCLUDES ITEM 14)	4
10		3901097	15434	SEAL, VALVE	8
11				NOT APPLICABLE	
12		3900276	15434	SPRING, VALVE	8
13		3900299	15434	RETAINER, VALVE SPRING	8
14		3900250	15434	COLLET, VALVE	8
15		3903939	15434	SCREW, HEX HEAD CAP M12-1.75 X 120	10
16		3903938	15434	SCREW, HEX HEAD CAP M12-1.75 X 70	4
17		3907054	15434	GASKET, CYLINDER HEAD	1

SEE UPPER ENGINE
GASKET SETS. (REFER.
TO PAGE 2-39.)

SERVICE PARTS

18		3904105	15434	INSERT, VALVE EXHAUST	
19		3906854	15434	INSERT, VALVE EXHAUST	
20		3904408	15434	VALVE, GUIDE INTAKE THICK WALL 60.50MM LONG	
21		3904409	15434	VALVE, GUIDE EXHAUST THICK WALL 51.75MM LONG	
22		3906206	15434	VALVE, GUIDE THIN WALL CAN BE USED ON BOTH INTAKE AND EXHAUST	

WHEN ORDERING PARTS, SPECIFY MODEL NUMBER, SERIAL
NUMBER AND DESCRIPTION OF PART REQUIRED.

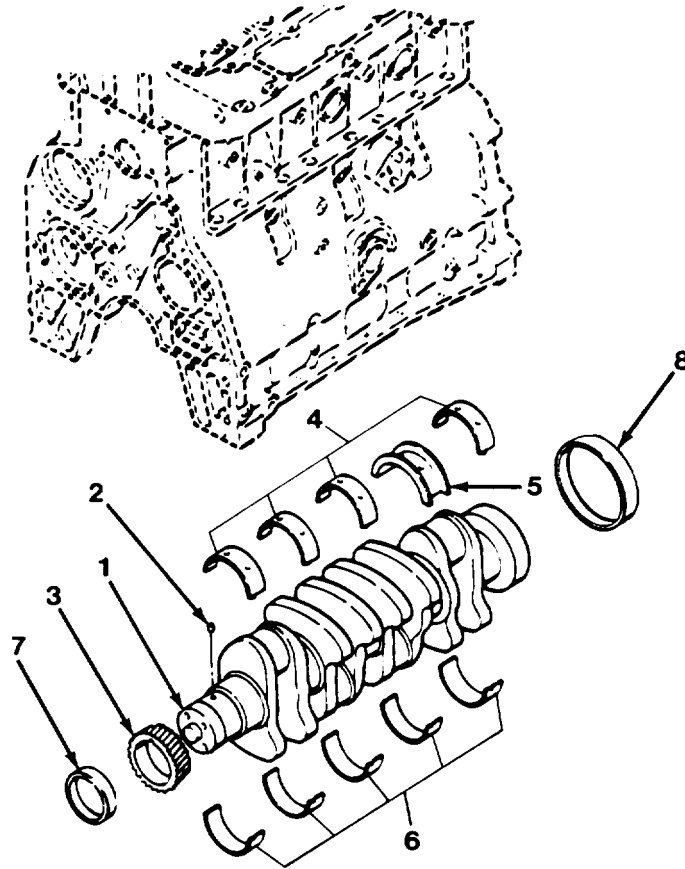


Figure 2-6. Crankshaft and Main Bearing.

FIG IND NO	PART NO.	VENDOR PART NO.	FSCM	DESCRIPTION	QTY
1		3908031	15434	Crankshaft, Engine	1
2		3901016	15434	Pin, Dowel	1
3		3901258	15434	Gear, Crankshaft	1
		3802010	15434	Set, Main Bearing Standard	1
4		3901090	15434	Bearing, Main Upper	4
5		3906230	15434	Bearing, Thrust	1
6		3901150	15434	Bearing, Lower	5
		3802011	15434	Set, Main Bearing 0.25mm oversize	1

WHEN ORDERING PARTS, SPECIFY MODEL NUMBER, SERIAL NUMBER AND DESCRIPTION OF PART REQUIRED.

FIG IND NO	PART NO	VENDOR PART NO	FSCM	DESCRIPTION	QTY
4		3901091	15434	BEARING, MAIN UPPER	4
5		3906231	15434	BEARING, THRUST	1
6		3901151	15434	BEARING, LOWER	5
		3802012	15434	SET, MAIN BEARING 0.50MM OVERSIZE	1
4		3901092	15434	BEARING, MAIN UPPER	4
5		3906232	15434	BEARING, THRUST	1
6		3901152	15434	BEARING, LOWER	5
		3802013	15434	SET, MAIN BEARING 0.75MM OVERSIZE	1
4		3901093	15434	BEARING, MAIN UPPER	4
5		3906233	15434	BEARING, THRUST	1
6		3901153	15434	BEARING, LOWER	5
		3802014	15434	SET, MAIN BEARING 1.00MM OVERSIZE	1
4		3901094	15434	BEARING, MAIN UPPER	4
5		3906234	15434	BEARING, THRUST	1
6		3901154	15434	BEARING, LOWER	5
		3802082	15434	SET, CRANKSHAFT THRUST BRG. 0.5MM OVERSIZE	1
5		3906452	15434	BEARING, THRUST	1
6		3901152	15434	BEARING, LOWER	1
		3802084	15434	SET, CRANKSHAFT THRUST BRG. 1.0MM OVERSIZE	1
5		3906454	15434	BEARING, THRUST	1
6		3901154	15434	BEARING, LOWER	1
		SERVICE PARTS			
7		3906080	15434	SLEEVE, FRONT CRANK	1
8		3908081	15434	SLEEVE, REAR CRANK	1

WHEN ORDERING PARTS, SPECIFY MODEL NUMBER, SERIAL NUMBER AND DESCRIPTION OF PART REQUIRED.

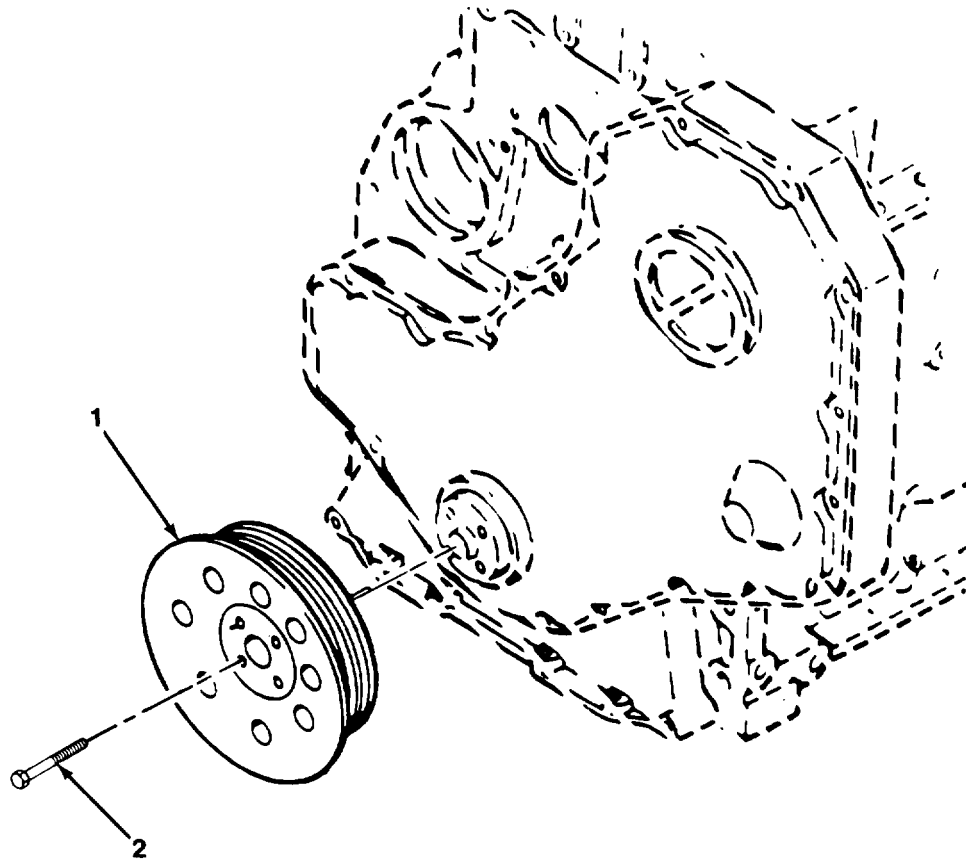


Figure 2-7. Crank Drive.

FIG IND NO	PART NO	VENDOR PART NO	FSCM	DESCRIPTION	QTY
1		3903858	15434	Pulley, Crank	1
2		3903857	15434	Screw, Hex Head Cap M12-1.25 x 36 (12.9) Flanged	4

WHEN ORDERING PARTS, SPECIFY MODEL NUMBER, SERIAL NUMBER AND DESCRIPTION OF PART REQUIRED.

TM5-3810-305-24P
 PISTON KITS INCLUDES

FIG IND NO	PART NO	VENDOR PART NO	FSCM	DESCRIPTION	QTY
				PISTON KITS INCLUDES PISTON RING SETS	
	3802060	15434		KIT, ENGINE PISTON STANDARD	4
	3802062	15434		KIT, ENGINE PISTON 0.5MM OVERSIZE	4
	3802064	15434		KIT, ENGINE PISTON 0.1MM OVERSIZE	4
				PISTON RING SETS INCLUDE TOP, MID, AND OIL RINGS	
	3802040	15434		SET, PISTON RING STANDARD	4
	3802042	15434		SET, PISTON RING 0.5MM OVERSIZE	4
	3802044	15434		SET, PISTON RING 0.1MM OVERSIZE	4

WHEN ORDERING PARTS, SPECIFY NUMBER, SERIAL
 NUMBER AND DESCRIPTION OF PART REQUIRED.

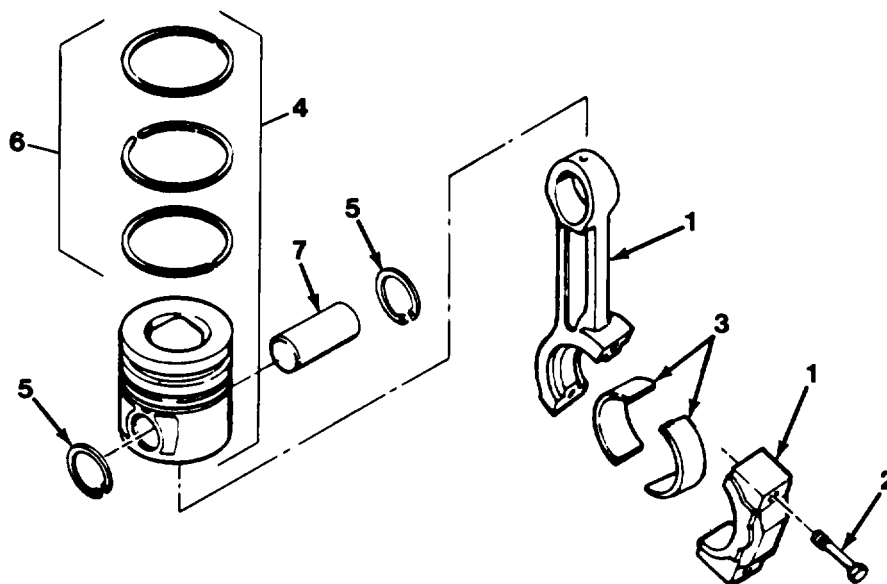


Figure 2-8. Piston and Connecting Rod.

FIG IND NO	PART NO	VENDOR PART NO	FSCM	DESCRIPTION	QTY
1		3901569	15434	Rod , Engine Connecting	4
2		3900919	15434	Screw, Corm Rod Cap MJ11-1.25 X 5.9	8
3		3901170	15434	Bearing, Rod Half Standard	8
		3901171	15434	Bearing, Rod Half 0.25mm undersize	
		3901172	15434	Bearing, Rod Half 0.50 mm undersize	
		3901173	15434	Bearing, Rod Half 0.75 mm undersize	
		3901174	15434	Bearing, Rod Half 1.00 mm undersize	
4		3802060	15434	Kit, Engine Piston (Refer to page 2-13)	4
5		3901706	15434	Ring, Retaining	8
6		3802040	15434	Set, Piston Ring	4
7		3901793	15434	Pin, Piston	4

**WHEN ORDERING PARTS, SPECIFY MODEL NUMBER, SERIAL
NUMBER AND DESCRIPTION OF PART REQUIRED.**

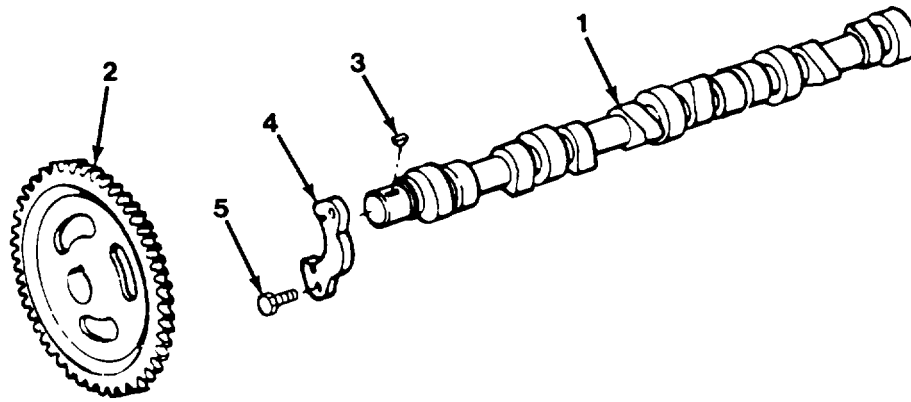


Figure 2-9. Camshaft and Gear .

FIG IND NO	PART NO	VENDOR PART NO	FSCM	DESCRIPTION	QTY
1		3907446	15434	Camshaft	1
2		3907431	15434	Gear, Camshaft	1
3		3902332	15434	Key, Plain Woodruff 4.0mm	1
4		3901761	15434	Support, Cam Thrust	1
5		3900620	15434	Screw, Hex Head Cap M8-1 .25 x 20	2

**WHEN ORDERING PARTS, SPECIFY MODEL NUMBER, SERIAL
NUMBER AND DESCRIPTION OF PART REQUIRED.**

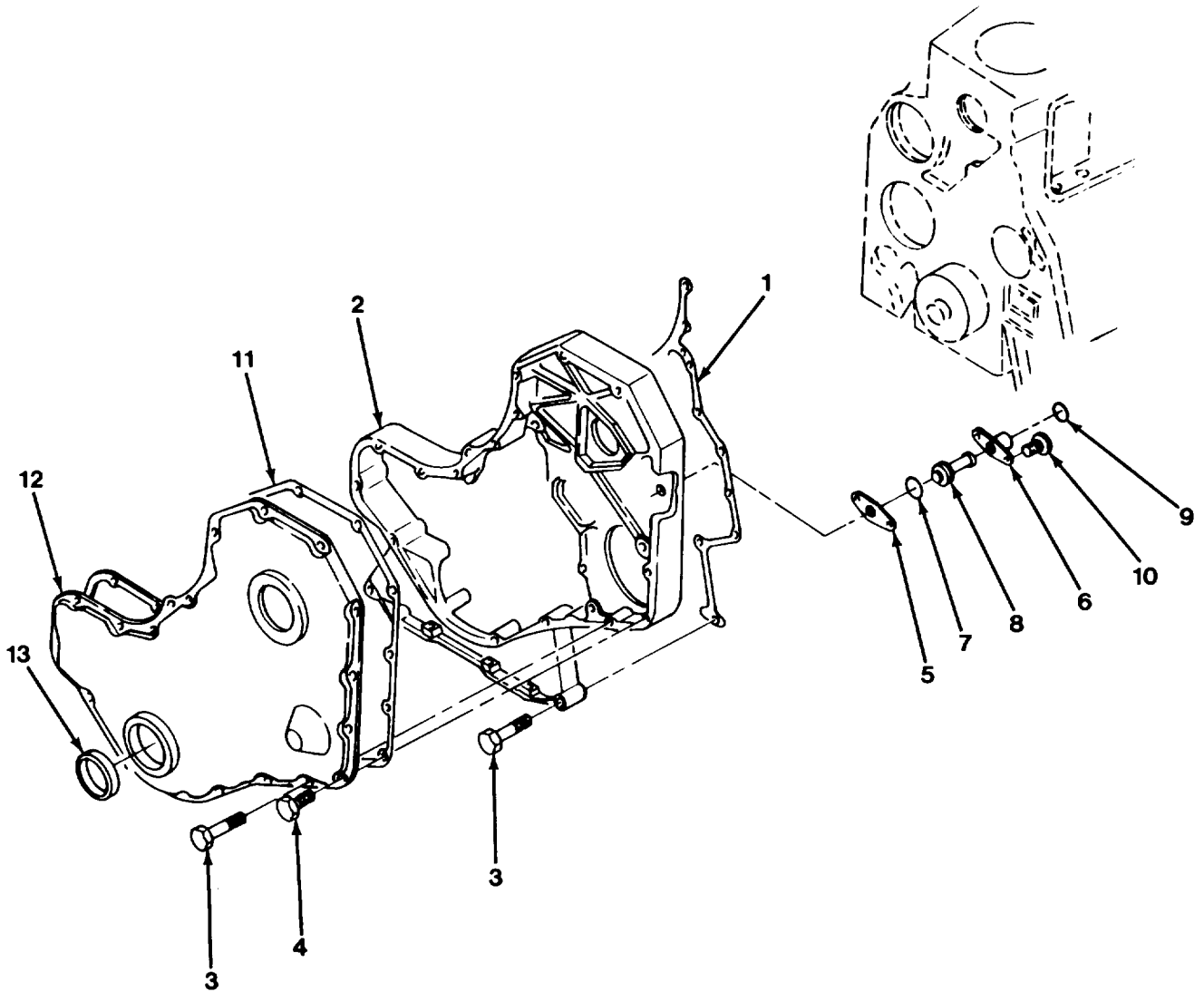


Figure 2-10. Front Geat Cover.

FIG IND NO	PART NO	VENDOR PART NO	FSCM	DESCRIPTION	QTY
1		3907836	15434	GASKET, GEAR HSG 0.8MM THICK	1
2		3905731	15434	HOUSING, GEAR	1
3		3900633	15434	SCREW, HEX HEAD FLG CAP M8-1.25 X 50	10
4		3900629	15434	SCREW, HEX HEAD FLG CAP M8-1.25 X 16	16
5		3905595	15434	GASKET, TIMING HSG	1
6		3905934	15434	HOUSING, TIMING PIN	1
7		3903927	15434	O-RING	1
8		3903924	15434	PIN, TIMING SF 85-01-103	1
9		3904849	15434	RING, RETAINING	1
10		3907998	15434	SCREW, RND HED. FLG CAP M5-.8 X 17	2
11		3905143	15434	GASKET, GEAR COVER	1
12		3903794	15434	COVER, GEAR	1
13		3904353	15434	SEAL, FRONT CRANK KIT (INCLUDES TOOL)	1

WHEN ORDERING PARTS, SPECIFY MODEL NUMBER, SERIAL
NUMBER AND DESCRIPTION OF PART REQUIRED.

FIG IND NO	PART NO	VENDOR PART NO	FSCM	DESCRIPTION	QTY
		3907050	15434	SUPPORT, SHAFT ROCKER ASSY (INCL ITEMS 1 THRU 11)	4
1		3907048	15434	SUPPORT, ROCKER	4
2		203933	15434	PLUG, EXPANSION 0.25" DIA.	8
3		3900540	15434	LEVER, INTAKE ROCKER	4
4		3900706	15434	SCREW, ROCKER ADJUSTMENT	4
5		S-276	15434	NUT, ADJUSTING	4
6		3900539	15434	LEVER, EXHAUST ROCKER	4
7		3900245	15434	WASHER, THRUST	8
8		3900242	15434	RING, RETAINING	8
9		3901221	15434	SCREW, HEX HEAD CAP M8-1.25 X 75	4
10		3903940	15434	SCREW, HEX HEAD CAP M12-1.75 X 180	4
11		3904679	15434	RODS, PUSH	8

WHEN ORDERING PARTS, SPECIFY MODEL NUMBER, SERIAL
NUMBER AND DESCRIPTION OF PART REQUIRED.

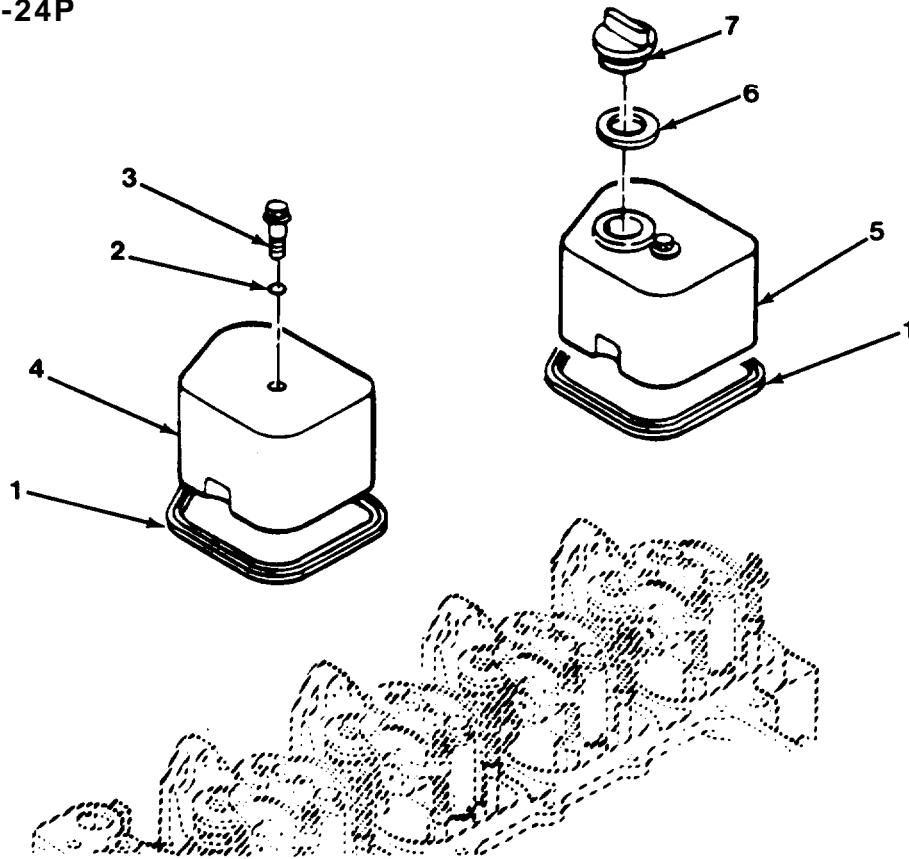


Figure 2-12. Valve cover.

FIG IND NO	PART NO.	VENDOR PART NO.	FSCM	DESCRIPTION	QTY
1		3902666	15434	Gasket, Rocker Lever Cover Oil fill located	4
2		3901837	15434	O-Ring optional external	4
3		3907049	15434	Screw, Hex Head Flg Cap M8-1.25 X 25.5	4
4		3902604	15434	Cover, Rocker Lever side of engine	3
5		3902605	15434	Cover, Rocker Lever	1
6		3902363	15434	Seal, Oil Fill Cap	1
7		3901895	15434	Cap, Oil Fill	1

**WHEN ORDERING PARTS, SPECIFY MODEL NUMBER, SERIAL
NUMBER AND DESCRIPTION OF PART REQUIRED.**

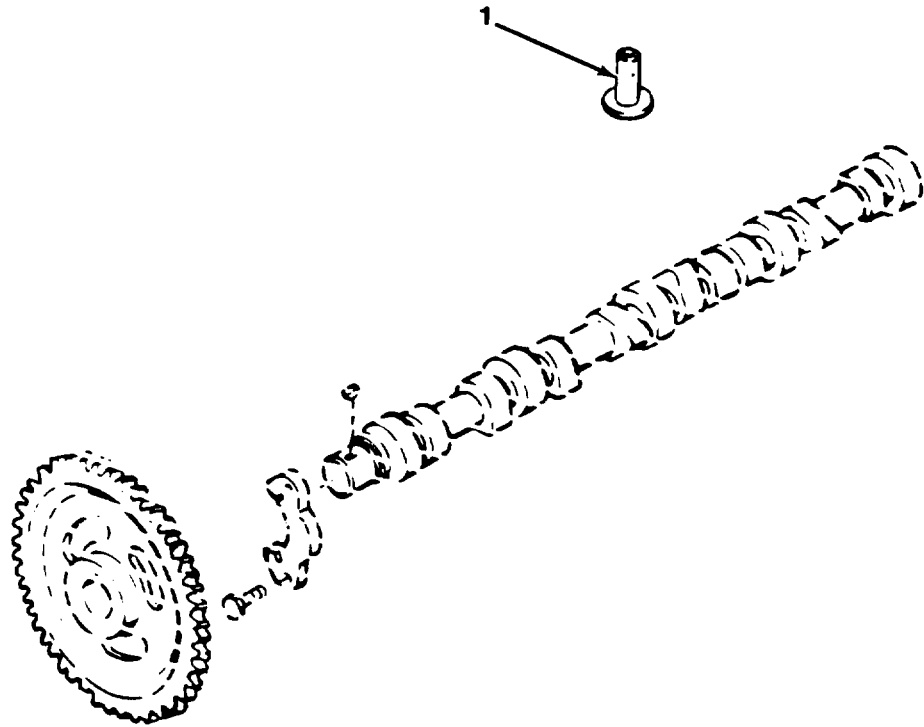


Figure 2-13. Valve Tappet.

FIG IND NO	PART NO	VENDOR PART NO	FSCM	DESCRIPTION	QTY
1		3907240	15434	Tappet, Valve	8

WHEN ORDERING PARTS, SPECIFY MODEL NUMBER, SERIAL NUMBER AND DESCRIPTION OF PART REQUIRED.

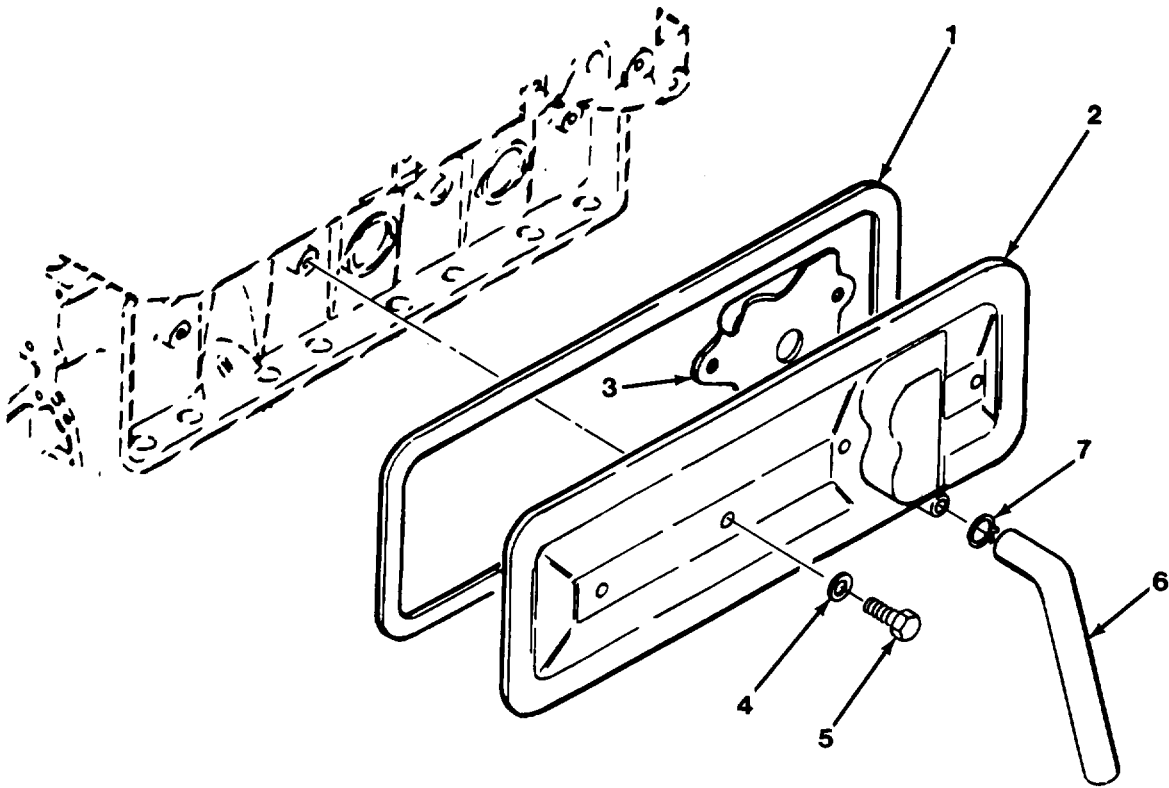


Figure 2-14. Tappet Cover

FIG IND NO	PART NO	VENDOR PART NO	F S C M	DESCRIPTION	QTY
1		3904056	15434	Gasket, Push Rod Cover	1
2		3905023	15434	Cover, Push Rod	1
3		3907586	15434	Baffle, Breather	1
4		3900267	15434	Seal, Capscrew	4
5		3900620	15434	Screw, Hex Head Cap M8-1.25 x 20	4
6		3906593	15434	Hose, Plain	1
7		3904230	15434	Clamp, Spring Hose	1

**WHEN ORDERING PARTS, SPECIFY MODEL NUMBER, SERIAL
NUMBER AND DESCRIPTION OF PART REQUIRED.**

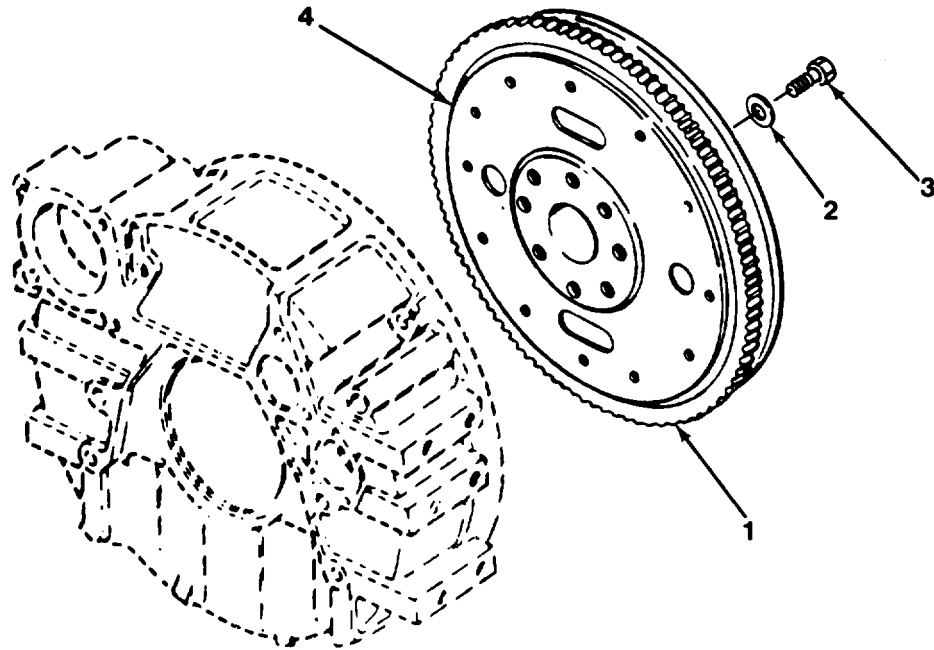


Figure 2-15. Flywheel.

FIG IND NO	PART NO	VENDOR PART NO	FSCM	DESCRIPTION	QTY
1		3905587	15434	Flywheel/Ring Gear	1
2		3900269	15434	Washer	8
3		3901395	15434	Screw, Hex Head Cap M12-1 .25 x 32 (12.9)	8
4		3901774	15434	Ring, Gear	1

WHEN ORDERING PARTS, SPECIFY MODEL NUMBER, SERIAL NUMBER AND DESCRIPTION OF PART REQUIRED.

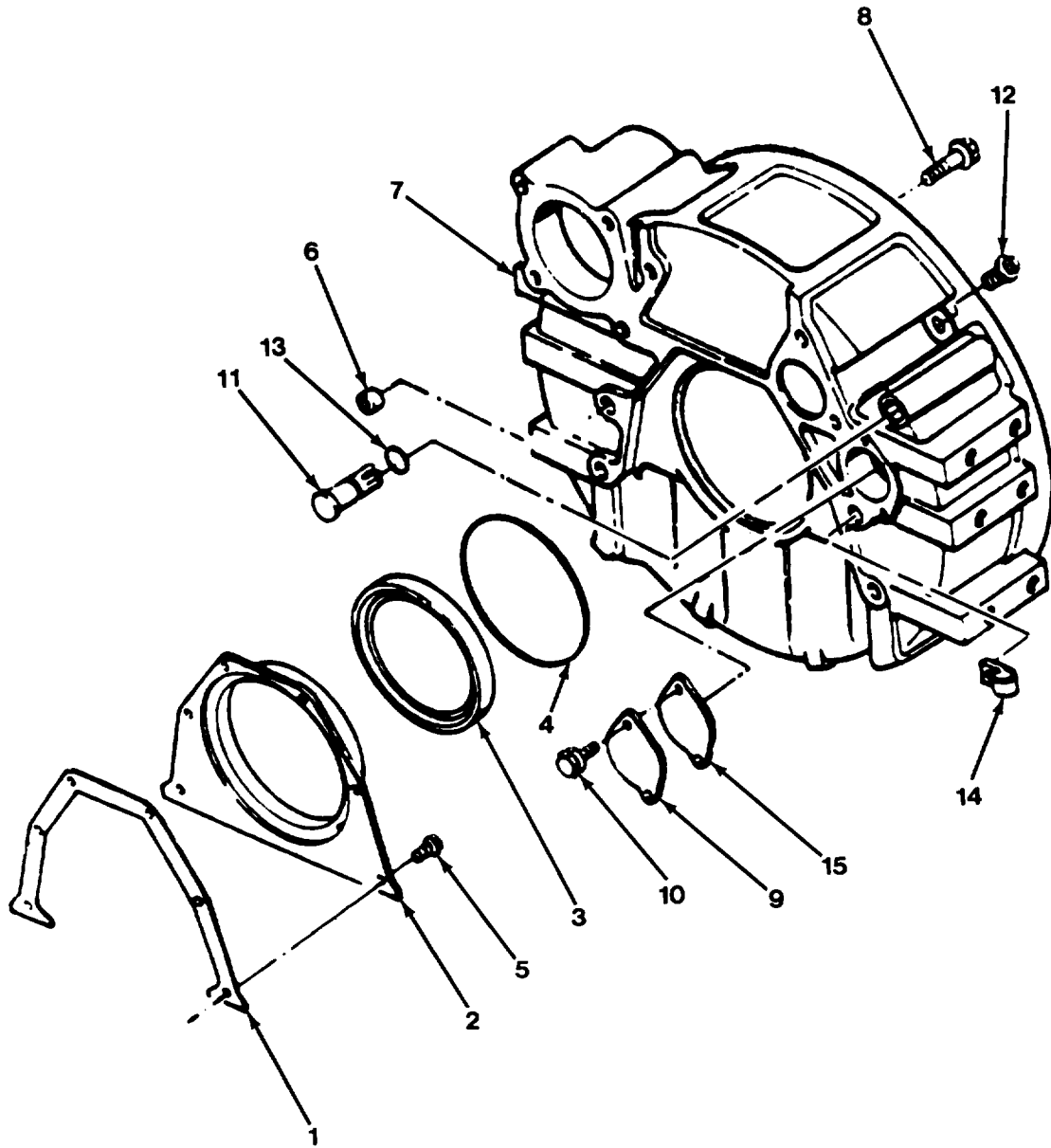


Figure 2-16. Flywheel Housing

FIG IND NO	PART NO	VENDOR PART NO	FSCM	DESCRIPTION	QTY
1		3901019	15434	GASKET, REAR COVER	1
2		3906526	15434	PAD TYPE STARTER COVER, REAR HIGH ON EXHAUST SIDE	1
3		3904323	15434	SEAL, REAR CRANK KIT (INCLUDES TOOL)	1
4		3901397	15434	O-RING	1
5		3900627	15434	SCREW, HEX HEAD FIG CAP M6-1.00 X 14	6
6		390068	15434	DOWEL RING	1
7		3903282	15434	HOUSING, FLYWHEEL S.A.E. #3 DRY	1
8		3910540	15434	SCREW, HEX HEAD FIG CAP M12-1.75 X 40	6
9		3901399	15434	PLATE, COVER	1
10		3902735	15434	SCREW, SELF TAP METAL M8-1.25 X 21	2
11		3904470	15434	PLUG	1
12		3904181	15434	PLUG, THREADED (PLASTIC)	1
13		3904469	15434	O-RING	1
14		67949	15434	CLIP	1
15		3908096	15434	GASKET	1

WHEN ORDERING PARTS, SPECIFY MODEL NUMBER, SERIAL
NUMBER AND DESCRIPTION OF PART REQUIRED.

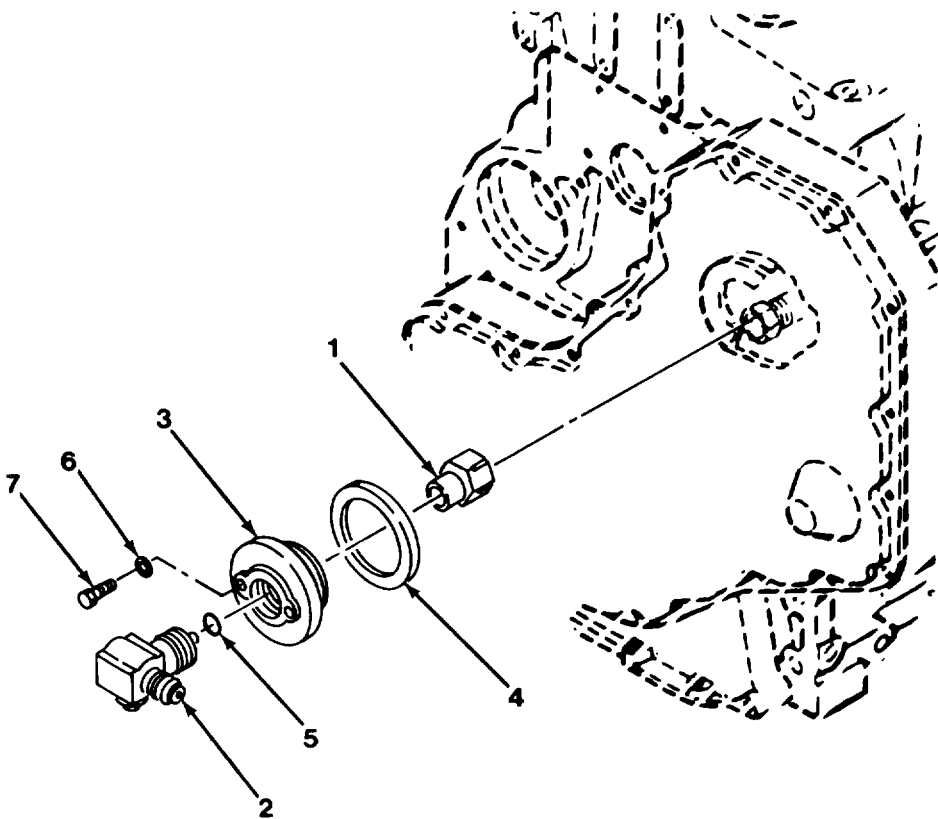


Figure 2-17. Front Gear Train Accessory Drive.

FIG IND NO	PART NO	VENDOR PART NO	FSCM	DESCRIPTION	QTY
1		3905306	15434	Hub , Tac Drive Coupling	1
2		3905217	15434	Adapter, Angle Drive	1
3		3915064	15434	Cover, Access Hole	1
4		3903475	15434	Seal, Rectangular Ring	1
5		3905218	15434	Gasket, Tachometer	1
6		3903644	15434	Washer, Plain	2
7		3027685	15434	Screw, Hex Head Cap	2

WHEN ORDERING PARTS, SPECIFY MODEL NUMBER, SERIAL NUMBER AND DESCRIPTION OF PART REQUIRED.

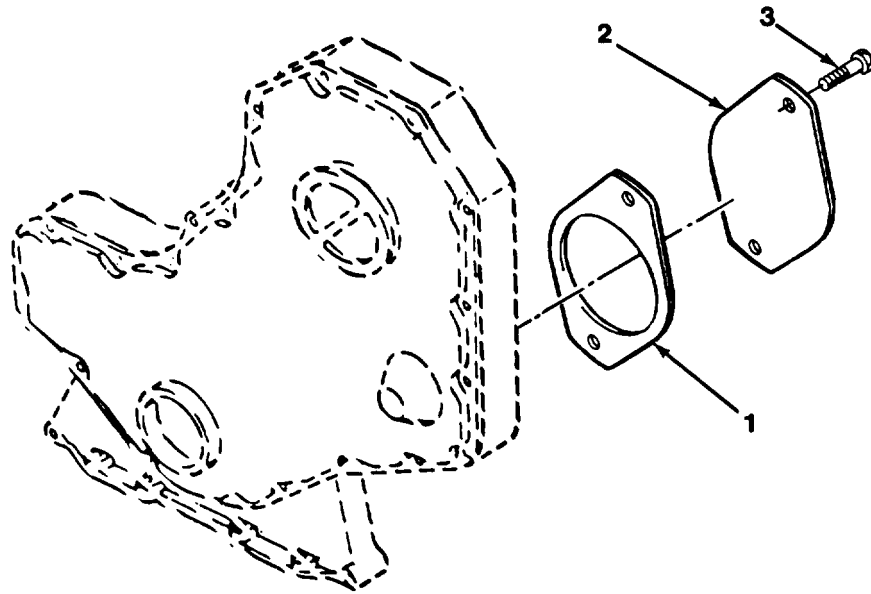


Figure 2-18. Front Gear Train Accessory Drive Cover Plate.

FIG IND NO	PART NO	VENDOR PART NO	FSCM	DESCRIPTION	QTY
1		3008400	15434	Gasket,	1
2		3200782	15434	Plate, Cover	1
3		3901249	15434	Screw, Hex Head Cap M12-1 .75 x 25	2

WHEN ORDERING PARTS, SPECIFY MODEL NUMBER, SERIAL NUMBER AND DESCRIPTION OF PART REQUIRED.

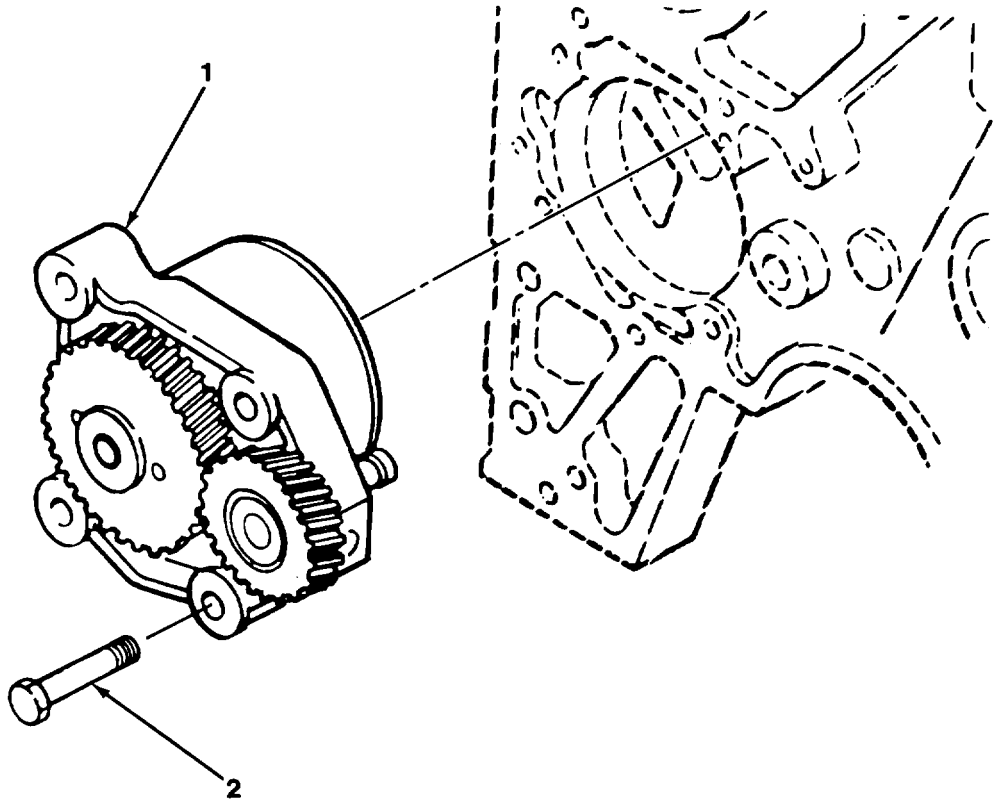


Figure 2-19. Lube Oil Pump.

FIG IND NO	PART NO	VENDOR PART NO	F S C M	DESCRIPTION	QTY
1		3906413	15434	Pump, Lube	1
2		3900677	15434	Screw, Hex Head Cap M8-1 .25 x 30	4

WHEN ORDERING PARTS, SPECIFY MODEL NUMBER, SERIAL NUMBER AND DESCRIPTION OF PART REQUIRED.

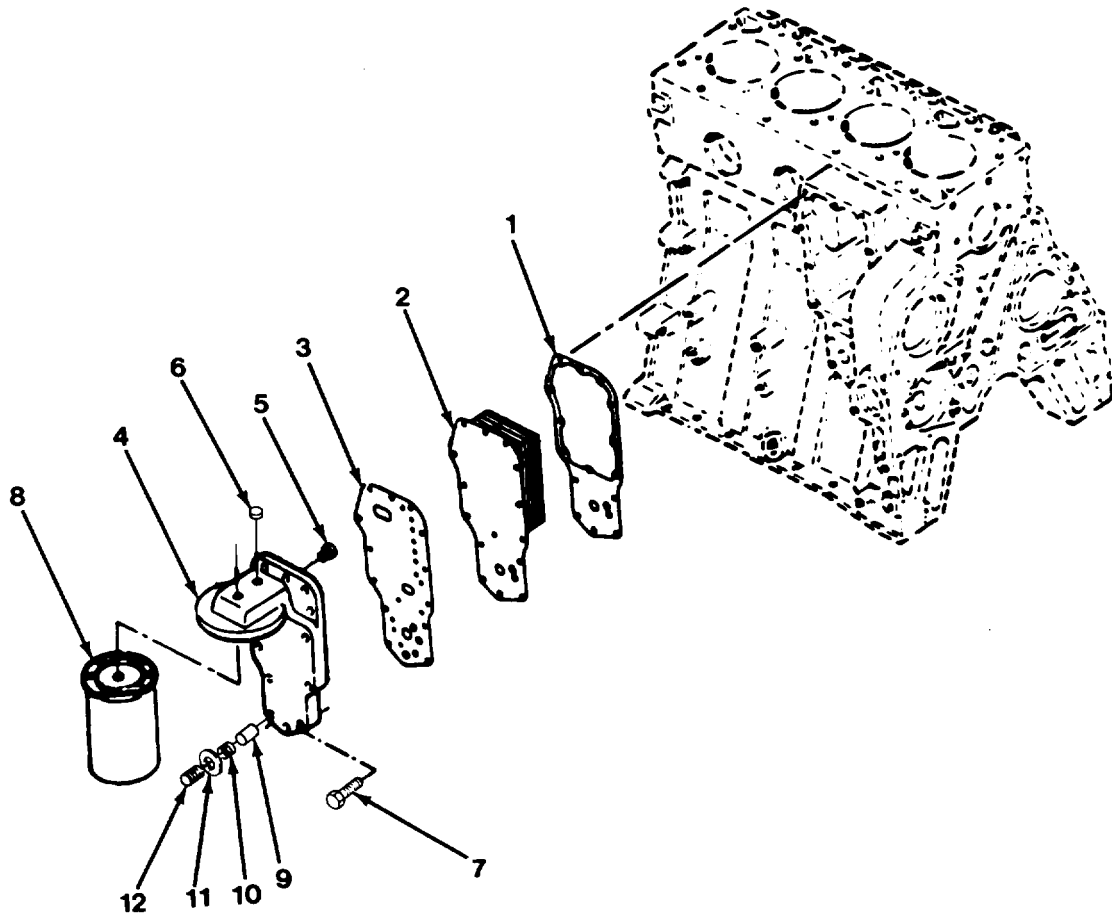


Figure 2-20. Lube Oil Cooler.

FIG IND NO	PART NO	VENDOR PART NO	FSCM	DESCRIPTION	QTY
1		3904427	15434	GASKET, LUBE COOLER 0.8MM THICK, NATURAL ASPIRATION	1
2		3904320	15434	CORE, COOLER	1
3		3905589	15434	GASKET, FILTER HEAD	1
4		3902295	15434	HEAD, LUBE OIL FILTER	1
5		3902338	15434	VALVE, PRESSURE RELIEF	1
6		3008466	15434	PLUG, PIPE 0.25" NPTF	1
7		3900632	15434	SCREW, HEX HEAD FLG CAP M8-1.25 X 35	14
8	205265	3903224	15434	CARTRIDGE, LUBE OIL FILTER (LF-3345)	1
9		3909376	15434	PLUNGER PRESS REGULATOR	1
10		3903261	15434	SPRING COMPRESSION	1
11		3902425	15434	WASHER, SEALING	1
12		3904386	15434	PLUG, THREADED M22 X 1.5 X 14	1

WHEN ORDERING PARTS, SPECIFY MODEL NUMBER, SERIAL
NUMBER AND DESCRIPTION OF PART REQUIRED.

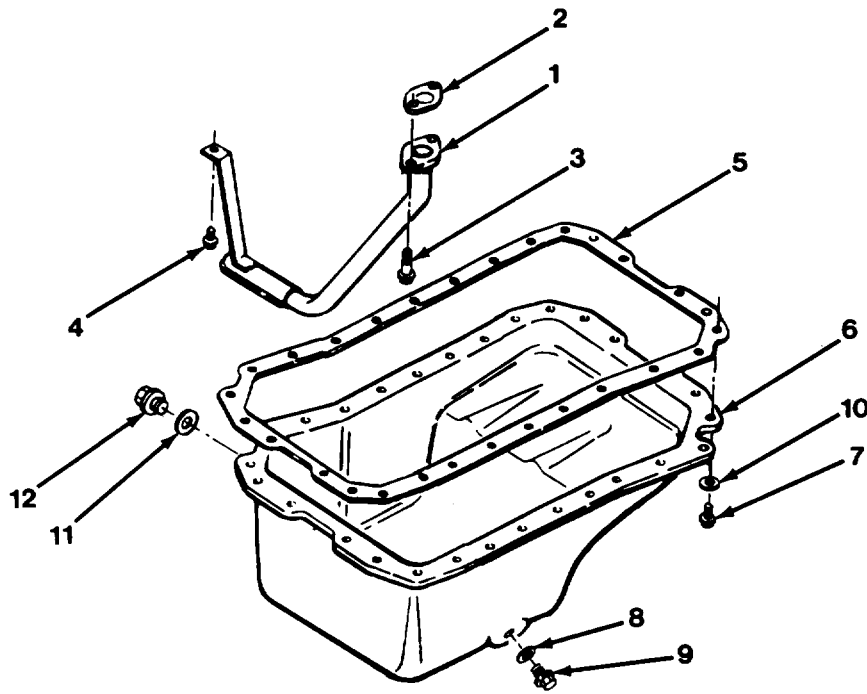


Figure 2-21. Front Sump Oil Pan.

FIG IND NO	PART NO	VENDOR PART NO	FSCM	DESCRIPTION	QTY
1		3905205	15434	Tube, Lub Oil Suction	1
2		3905468	15434	Gasket, Suction Tube'	1
3		3900225	15434	Screw, Hex Head	2
4		3901235	15434	Cap M8-1 .25 x 16	1
5		3906027	15434	Screw, Hex Head	1
6		3901049	15434	Flg Cap M8-1 .25 x 12	1
7		3907860	15434	Gasket, Oil Pan	1
8		3900216	15434	Pan, Oil Front	1
9		3900215	15434	Screw, Hex Head	28
10		3907537	15434	Flg Cap M8-1.25 x 12	1
11		3902425	15434	Washer, Sealing	1
12		3904386	15434	Plug, Oil Pan Drain	1
				M18 x 1.5 x 12	
				Washer, Spring	28
				Washer, Sealing	1
				Plug, Threaded	1

WHEN ORDERING PARTS, SPECIFY MODEL NUMBER, SERIAL NUMBER AND DESCRIPTION OF PART REQUIRED.

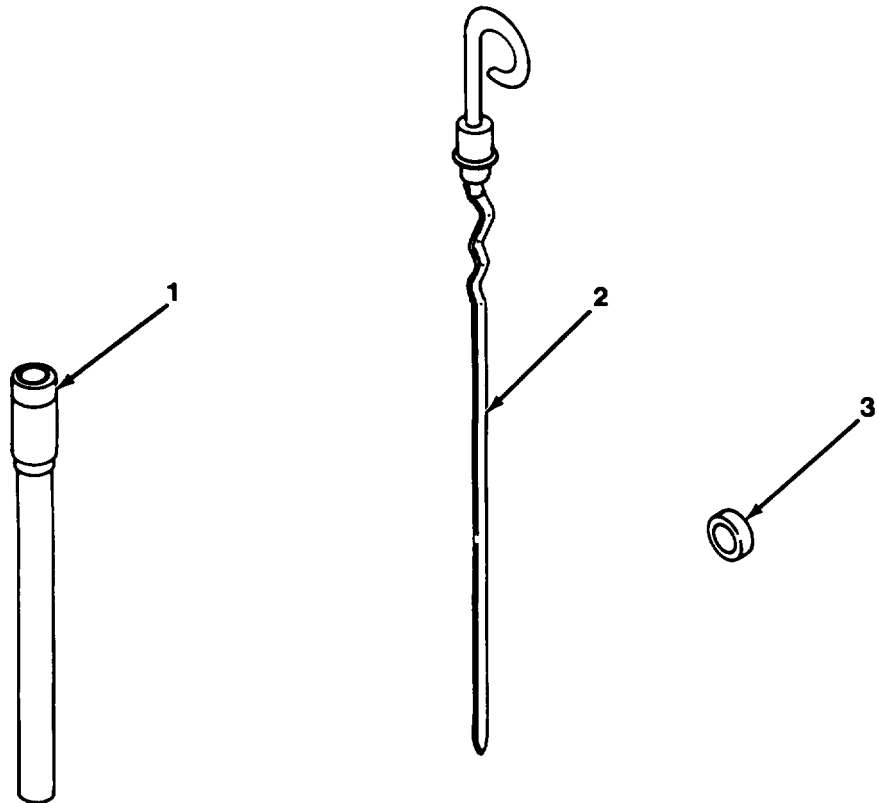


Figure 2-22. Oil Level Gauge.

FIG IND NO	PART NO	VENDOR PART NO	FSCM	DESCRIPTION	QTY
1		3905127	15434	Tube, Oil Gauge 155mm Straight Tube Front	1
2		3904287	15434	Dipstick Location for front sump oil pan. FFOB 168mm	1
3		3900955	15434	Plug, expansion	1

WHEN ORDERING PARTS, SPECIFY MODEL NUMBER, SERIAL NUMBER AND DESCRIPTION OF PART REQUIRED.

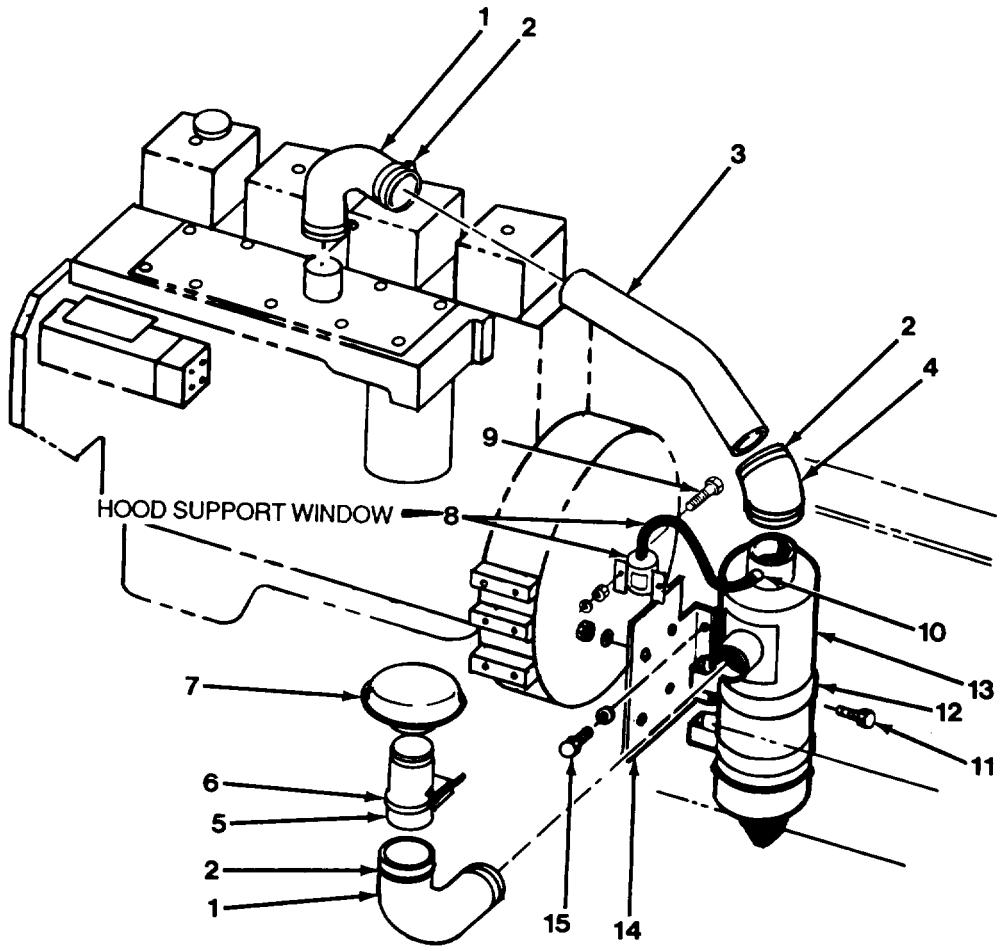


Figure 2-23. Air Cleaner Assembly.

FIG IND NO	PART NO	VENDOR PART NO	FSCM	DESCRIPTION	QTY
	709A1320		81495	AIR CLEANER ASSEMBLY (INCL. ITEMS 1 THRU 15)	1
1	1243-67	P10-5532	60342	ELBOW, 90°	2
2	1240-216	315-2-75-350	00671	CLAMP, T-BOLT	6
3	709 1319		81495	TUBE	1
4	709 1314	45HL3	82372	ELBOW, 45°	1
5	709 1310		81495	TUBE	1
6	1240-66	P20-0584	60342	CLAMP (ZINC)	1
7	1243-27	GAX00-2014	18265	CAP, STACK	1
8	1243-89	1775-325	59150	INDICATOR, RESTRICTION (INCL. HOSE AND FITTING)	1
9	072 104 32	DIN84-M4 X 16-4.8-A4C	15526	SCREW, MACHINE M4 X 20	2
	081 104 08	DIN934-M4- 10-A4C	15526	NUT, M4	2
	085 304 07	DIN127B-M4- HRC44-51-A4C	15526	LOCKWASHER, M4	2
10	1219-134	207P-2-2	57760	COUPLING, BRASS, 1/8 NPT	1
11	071 410 24	DIN933-M10 X 25-8.8-A4C	15526	CAPSCREW, M10 X 25	4
	085 310 18	DIN127B-M10- HRC44-51-A4C	15526	LOCKWASHER, M10	4
	081 110 16	DIN934-M10- 10-A4C	15526	NUT, M10	4
12	1243-32	P00-7191	18265	BAND, MOUNTING	2
13	SEE FIG 2-24			CLEANER, AIR	1
14	709 1963		81495	BRACKET	1
15	1200-360	DIN933-M12- 1.75X25-A4C	15526	CAPSCREW, M12 X 25	2
	085 113 24	DIN125A-M12- TP200-A4C	15526	WASHER, M12	2

WHEN ORDERING PARTS, SPECIFY MODEL NUMBER, SERIAL
NUMBER AND DESCRIPTION OF PART REQUIRED.

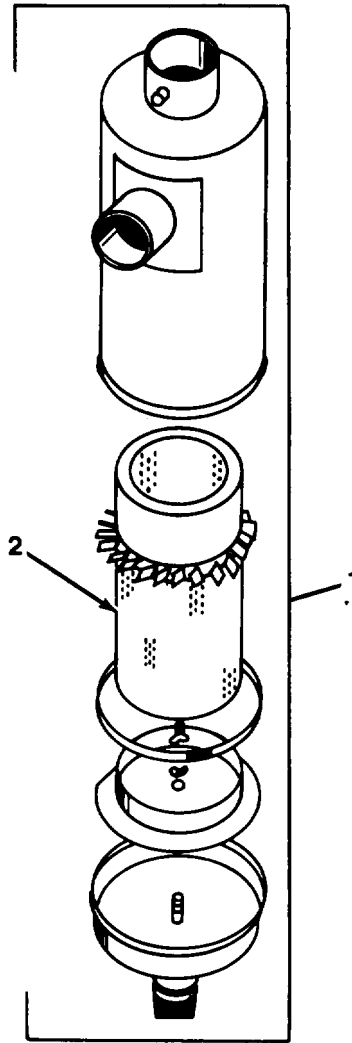


Figure 2-24. Air Cleaner.

FIG IND NO	PART NO	VENDOR PART NO	FSCM	DESCRIPTION	QTY
1	709 1304	FHG06-5338	60342	Air Cleaner Assembly	1
2	207537	P52-1457	60342	Element	1
		P12-0335	60342	Body	1
		P10-1870	60342	Nut	1
		P10-3839	60342	cup	1
		P00-2940	60342	Clamp	1
		P10-2510	60342	Baffle	1
		P11-2803	60342	Valve	1

WHEN ORDERING PARTS, SPECIFY MODEL NUMBER, SERIAL NUMBER AND DESCRIPTION OF PART REQUIRED.

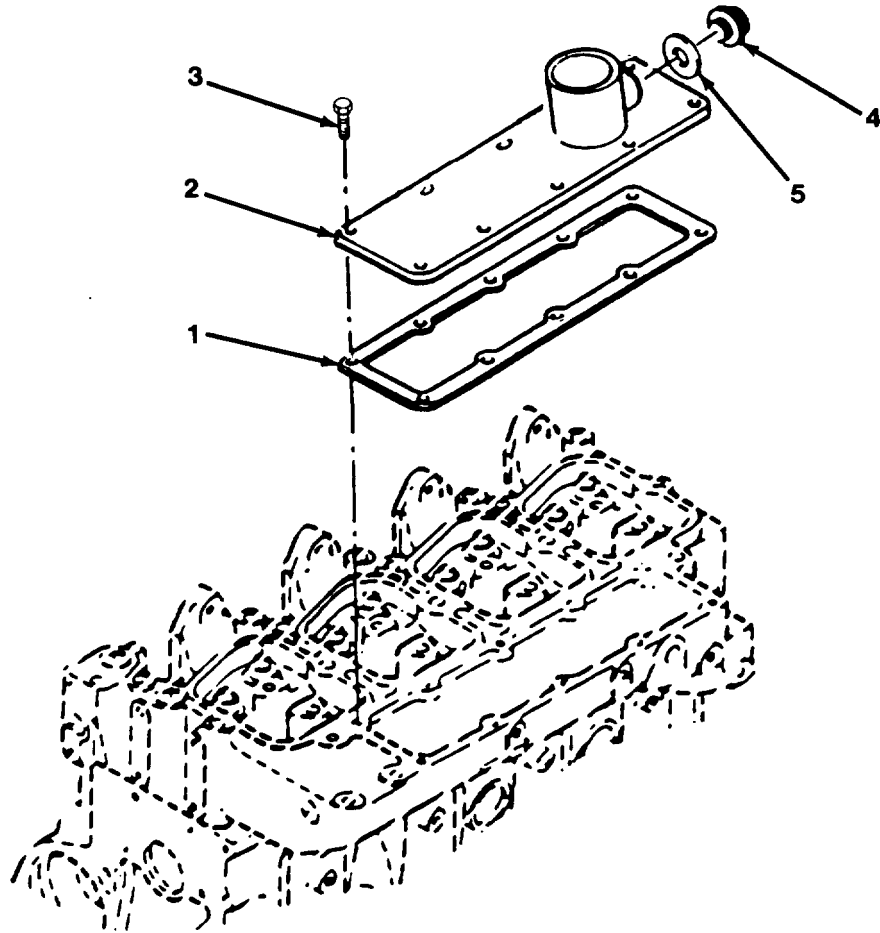


Figure 2-25. Air Intake Manifold.

FIG IND NO	PART NO	VENDOR PART NO	FSCM	DESCRIPTION	QTY
1		3901999	15434	Gasket, Intake Manifold	1
2		3903909	15434	Cover, Intake Manifold	1
3		3904341	15434	Screw, Hex Head Cap M8-1.25 x 20	8
4		3907185	15434	Plug, Threaded	1
5		3906773	15434	Washer, Sealing	1

WHEN ORDERING PARTS, SPECIFY MODEL NUMBER, SERIAL NUMBER AND DESCRIPTION OF PART REQUIRED.

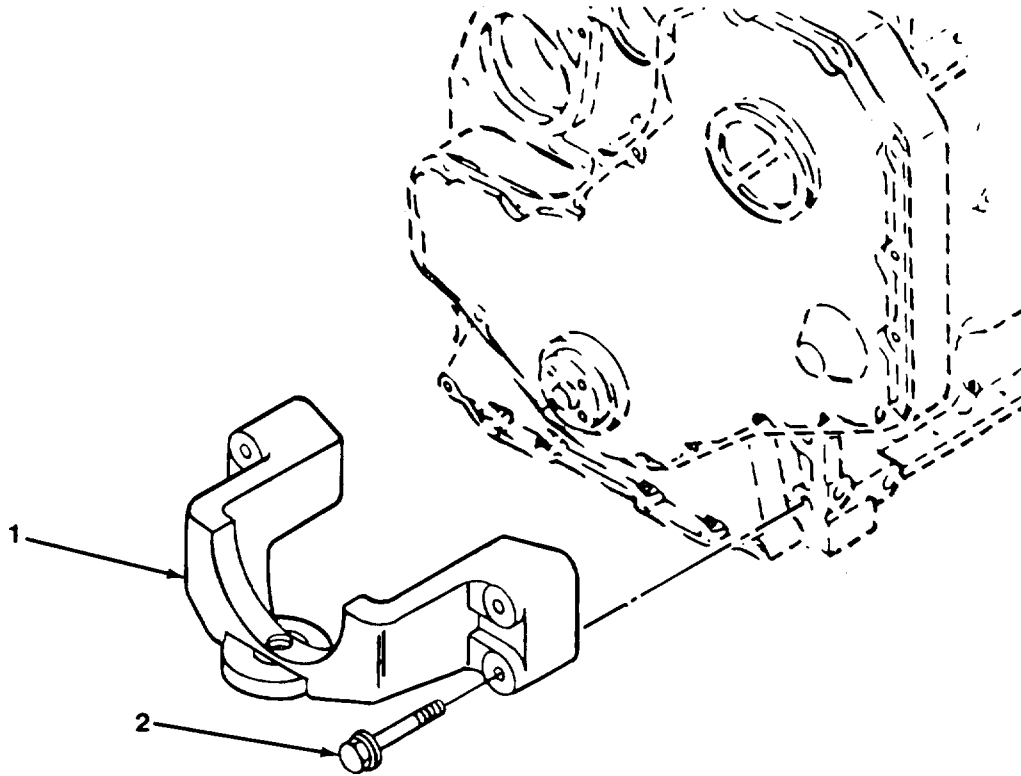


Figure 2-26. Front Engine Support

FIG IND NO	PART NO	VENDOR PART NO	F S C M	DESCRIPTION	QTY
1		3904402	15434	Support, Front Engine Single Point	1
2		3278480	15434	Screw, Hex Head Cap M12-1 .75 x 70.0	4

**WHEN ORDERING PARTS, SPECIFY MODEL NUMBER, SERIAL
NUMBER AND DESCRIPTION OF PART REQUIRED.**

UPPER ENGINE GASKET SET - 1

FIG IND NO	PART NO	VENDOR PART NO	FSCM	DESCRIPTION	QTY
3802016	15434	GASKET, SET UPPER ENGINE SET. STANDARD THICKNESS	1		
3900808	15434	WASHER, INJECTOR	4		
3901097	15434	SEAL, VALVE STEM	8		
3903252	15434	GASKET, EXHAUST	1		
3905443	15434	GASKET, MANIFOLD	4		
3901805	15434	GASKET, DRAIN	1		
3901837	15434	SEAL, RING	4		
3901999	15434	GASKET, COVER	1		
3902363	15434	SEAL, RING	1		
3902425	15434	WASHER, SEALING	1		
3902666	15434	GASKET, COVER VALVE	4		
3903037	15434	WASHER, PLAIN	5		
3903301	15434	GASKET, HOUSING	1		
3903380	15434	SEAL, BANJO	4		
3903546	15434	SEAL, RING	1		
3903728	15434	WASHER, PLAIN	2		
3903251	15434	GASKET, CONNECTION	1		
3903846	15434	SEAL, O-RING	1		
3906694	15434	SEAL, RECTANGULAR RING	1		
3906773	15434	WASHER, SEALING	1		
3907054	15434	GASKET, CYLINDER HEAD	1		

WHEN ORDERING PARTS, SPECIFY MODEL NUMBER, SERIAL NUMBER AND DESCRIPTION OF PART REQUIRED.

UPPER ENGINE GASKET SET - 2

FIG IND NO	PART NO	VENDOR PART NO	FSCM	DESCRIPTION	QTY
3802017	15434	GASKET, SET UPPER ENGINE SET 0.15 MM (0.0059 IN.) OVER THICKNESS	1		
3900808	15434	WASHER, INJECTOR	4		
3901097	15434	SEAL, STEM	8		
3903037	15434	WASHER, PLAIN	5		
3903252	15434	GASKET, EXHAUST	1		
3905443	15434	GASKET, MANIFOLD	4		
3901805	15434	GASKET, DRAIN	1		
3901837	15434	SEAL, RING	4		
3901999	15434	GASKET, COVER	1		
3902363	15434	SEAL, RING	1		
3902425	15434	WASHER, SEALING	1		
3902666	15434	GASKET, COVER	4		
3903251	15434	GASKET, CONNECTION	1		
3903301	15434	GASKET, HOUSING	1		
3903380	15434	SEAL, BANJO	4		
3903546	15434	SEAL, RING	1		
3903728	15434	WASHER, PLAIN	2		
3903846	15434	SEAL, RING	1		
3906694	15434	SEAL, RECTANGULAR RING	1		
3906773	15434	WASHER, SEALING	1		
3907055	15434	GASKET, HEAD	1		

WHEN ORDERING PARTS, SPECIFY MODEL NUMBER, SERIAL NUMBER AND DESCRIPTION OF PART REQUIRED.

UPPER ENGINE GASKET SET - 3

FIG IND NO	PART NO	VENDOR PART NO	FSCM	DESCRIPTION	QTY
3802018	15434	GASKET, SET UPPER ENGINE SET, 0.50 M (0.0197 IN.) OVER THICKNESS	1		
3900808	15434	WASHER, INJECTOR	4		
3901097	15434	SEAL, STEM	8		
33903252	15434	GASKET, EXHAUST	1		
3905443	15434	GASKET, MANIFOLD	4		
3901805	15434	GASKET, DRAIN	1		
3901837	15434	SEAL, RING	4		
3901999	15434	GASKET, COVER	1		
3902363	15434	SEAL, RING			
3902425	15434	WASHER, SEALING	1		
3902666	15434	GASKET, COVER	4		
3903037	15434	WASHER, PLAIN	5		
3903251	15434	GASKET, CONNECTION	1		
3903301	15434	GASKET, HOUSING	1		
3903380	15434	SEAL, BANJO	1		
3903546	15434	SEALING, RING	1		
3903728	15434	WASHER, PLAIN	2		
3906694	15434	SEALING, RECTANGULAR RING	1		
3906773	15434	WASHER, SEALING	1		
3907056	15434	GASKET, HEAD	1		
3903846	15431	SEAL, O-RING	1		

WHEN ORDERING PARTS, SPECIFY MODEL NUMBER, SERIAL NUMBER AND DESCRIPTION OF PART REQUIRED.

LOWER ENGINE GASKET SET

FIG IND NO	PART NO	VENDOR PART NO	FSCM	DESCRIPTION	QTY
3802019	15434	GASKET, SET LOWER ENGINE SET	1		
154916	15434	GASKET, PUMP	1		
3008400	15434	GASKET, PUMP	1		
3900216	15434	WASHER, SEALING	1		
3900267	15434	SEALING, RING	4		
3901019	15434	GASKET, COVER	1		
3901020	15434	NOZZLE, PISTON COOLING	4		
3901397	15434	SEALING, RING	1		
3905685	15434	GASKET, PUMP	1		
3905468	15434	GASKET, FLANGE	1		
3901467	15434	SEALING, RING	1		
3902364	15434	GASKET, HOUSING	1		
3907836	15434	WASHER, SEALING	2		
3908096	15434	GASKET, PLATE	1		
3903297	15434	SEALING, RING	1		
3906027	15434	GASKET, OIL PAN	1		
3903475	15434	SEALING, RING	1		
3905218	15434	SEALING RING	1		
3904056	15434	GASKET, PUSH ROD COVER	1		
3905595	15434	GASKET, HOUSING	1		
3903927	15434	SEALING RING	1		
3904044	15434	GASKET, PLATE	1		
3904056	15434	GASKET, PUSH ROD COVER	1		
3909410	15434	SEAL, OIL KIT REAR	1		
3904353	15434	SEAL, OIL	1		
3905468	15434	GASKET, FLANGE	1		
5905589	15434	GASKET, HEAD FILTER	1		
3904427	15434	GASKET, OIL	1		
3904492	15434	GASKET, COVER	1		
3906704	15434	SEALING, RING	1		
3906696	15434	SEAL, RECTANGULAR RING	1		
3906697	15434	SEAL, RECTANGULAR RING	1		
3906698	15434	SEAL, RECTANGULAR RING	1		
3906699	15434	SEAL, RECTANGULAR RING	1		
3910500	15434	GASKET, GEAR COVER	1		
3906693	15434	SEAL, RING	1		

WHEN ORDERING PARTS, SPECIFY MODEL NUMBER, SERIAL NUMBER AND DESCRIPTION OF PART REQUIRED.

FIG IND NO	PART NO	VENDOR PART NO	FSCM	DESCRIPTION	QTY
	709A1735		81495	FUEL TANK ASS'Y INCL. ITEMS 1 THRU 15)	1
1	709 1012		81495	TANK, FUEL	1
	208078		81495	CAP, NONVENTED	1
2	208079		81495	SCREEN, FILL	1
	208080		81495	VALVE, CHECK	1
3	085 113 24	DIN125A-M12- TP200-A4C	15526	WASHER, 13MM	4
	081 312 18	DIN985-M12 6/8-A4C	15526	NUT, M12	4
4	709 1706		81495	STRAP	2
5	1219-97	209P-8-6	30780	BUSHING, 3/8 - 1/2 BRASS	1
6	12019-165	149F-6-8	30780	ELBOW	1
7	12019-85	2003-6-4B	01276	ELBOW	1
8	709 1252-68		81495	HOSE	1
9	709A1999		81495	HOSE	1
10	201 1000		81495	TRIM	1
11	1240-52		81495	CLAMP	2
12	055 519 08		81495	CLAMP	2
13	081 308-13	DIN985-M8- 6/8-A4C	15526	NUT, M8	2
	085-108-17	DIN125A-M8- TP200-A4C	15526	WASHER, M8	2
	085-113-24	DIN125A-M12 TP200-A4C	15526	WASHER, M12	2
14	1240-187	3506	62789	CLAMP	1
15	1219-9		81495	PLUG, 1/2 NPT STD	1

WHEN ORDERING PARTS, SPECIFY MODEL NUMBER, SERIAL
NUMBER AND DESCRIPTION OF PART REQUIRED.

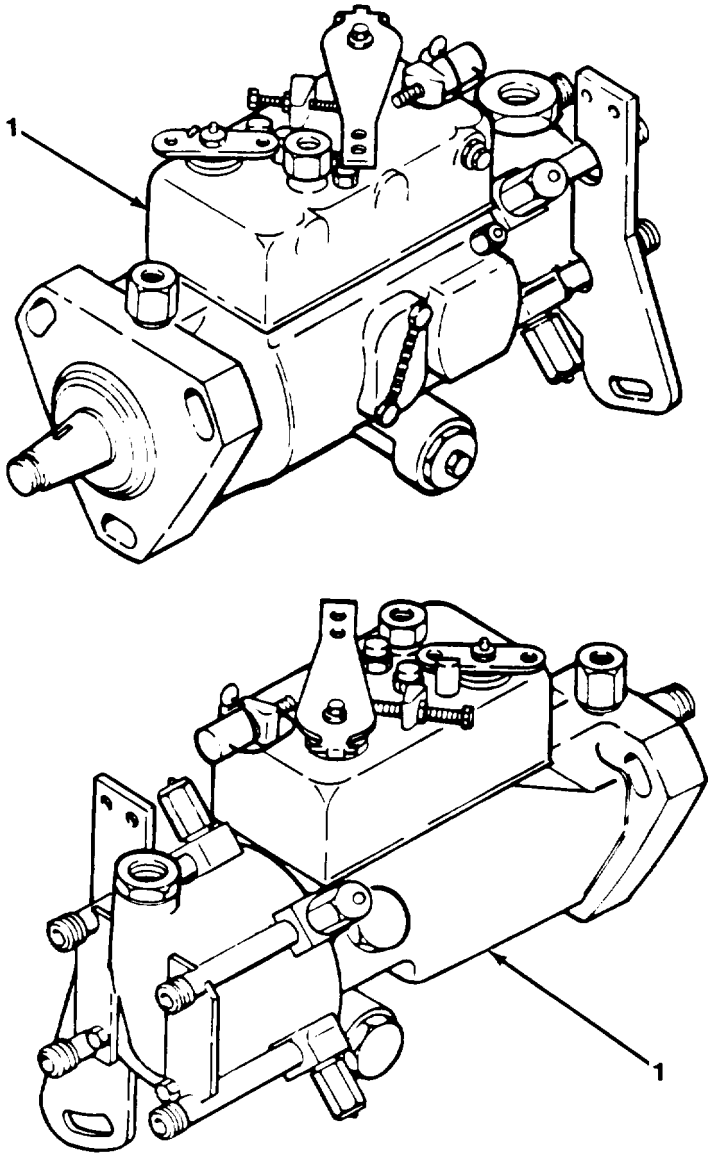
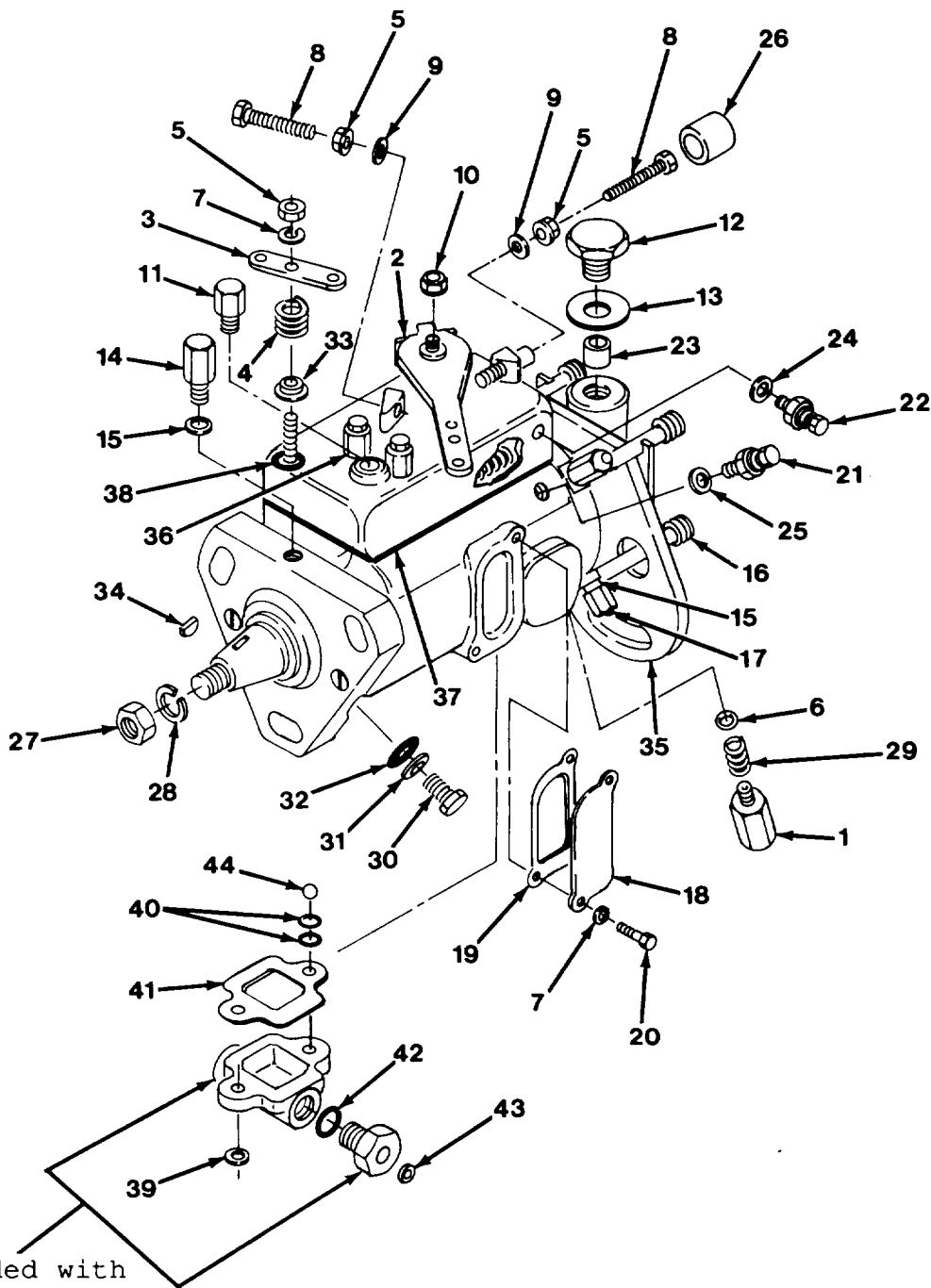


Figure 3-2. Injection Pump Assembly.

FIG IND NO	PART NO	VENDOR PART NO	FSCM	DESCRIPTION	QTY
1		3908580	15434	PUMP, INJECTION 24V SOLENOID	1

WHEN ORDERING PARTS, SPECIFY MODEL NUMBER, SERIAL
NUMBER AND DESCRIPTION OF PART REQUIRED.



Included with
Vendor Part
No. 3908580

Figure 3-3. Injection Pump.

FIG IND NO	PART NO	VENDOR PART NO	FSCM	DESCRIPTION	QTY
1		3905125	15434	KIT, SOLENOID 24V	1
2		3904631	15434	KIT, THROTTLE LEVER	1
3		3904632	15434	SHUT OFF LEVER	1
4		3904633	15434	SPRING, SHUT OFF	1
5		3904634	15434	LOCKNUT	3
6		3904635	15434	O-RING	1
7		3904636	15434	WASHER	3
8		3904637	15434	SCREW, IDLE SET	2
9		3904638	15434	WASHER, FLAT	2
10		3904639	15434	NUT, SELF LOCKING	1
11		3904640	15434	ORIFICE BLEED	1
12		3904641	15434	FITTING, INLET	1
13		3904642	15434	WASHER, COPPER INLET	1
14		3904643	15434	FITTING, RETURN	1
15		3904644	15434	WASHER, SEALING	9
16		3904645	15434	FITTING, CONNECTION	4
17		3904646	15434	BOLT, BANJO	4
18		3904647	15434	COVER, INSPECTION	1
19		3904648	15434	GASKET, COVER	1
20		3904649	15434	BOLT, COVER	2
21		3904650	15434	ASSEMBLY, SCREW	2
22		3904651	15434	ASSEMBLY, SCREW	1
23		3904652	15434	FILTER, INLET	1
24		3904653	15434	WASHER, VENT SCREW	1
25		3904654	15434	WASHER, COPPER	1
26		3904655	15434	CAP, SEALING	1
27		S-203-A	15434	NUT, REGULAR HEXAGON JAM	1
28		S-609	15434	WASHER, LOCK, 9/16 REG	1
29		3904777	15434	SPRING, SOLENOID	1
30		3904778	15434	SCREW, CAP (LOCKED TIMING)	1

WHEN ORDERING PARTS, SPECIFY MODEL NUMBER, SERIAL
NUMBER AND DESCRIPTION OF PART REQUIRED.

FIG IND NO	PART NO	VENDOR PART NO	FSCM	DESCRIPTION	QTY
31		3904779	15434	WASHER (LOCKED TIMING)	1
32		3904780	15434	SEAL (LOCKED TIMING)	1
33		3904781	15434	GUIDE SPRING	1
34		3902332	15434	KEY, PLAIN WOODRUFF	1
35		3905694	15434	BRACKET 4 CYL ENGINE	1
36		3907485	15434	WASHER, FIBER	2
37		3907486	15434	GASKET	1
38		3907487	15434	O-RING	4
39		3907488	15434	WASHER	1
40		3907489	15434	O-RING	2
41		3907490	15434	GASKET	1
42		3907491	15434	O-RING	2
43		3907492	15434	WASHER	1
44		3907497	15434	CHECKBALL	1

WHEN ORDERING PARTS, SPECIFY MODEL NUMBER, SERIAL
NUMBER AND DESCRIPTION OF PART REQUIRED.

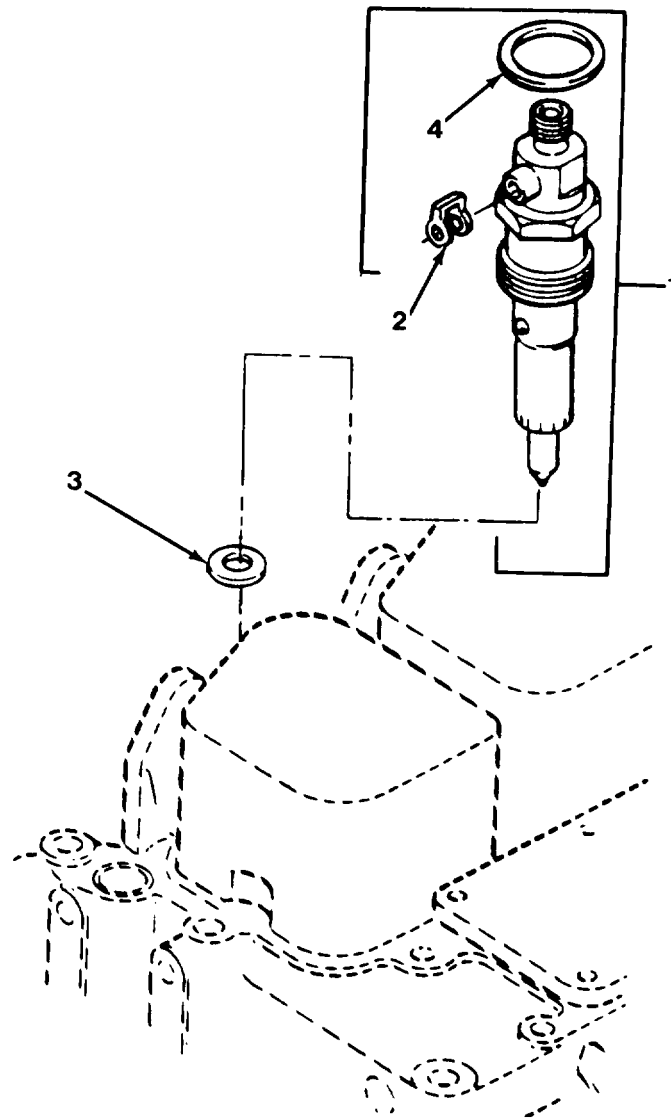


Figure 3-4 . Fuel Injector

FIG IND NO	PART NO	VENDOR PART NO	FSCM	DESCRIPTION	QTY
1		3802037	15434	Injector, Fuel	4
2		3903380	15434	Seal, Banjo	4
3		3900808	15434	Washer, Injector	4
4		3909356	15434	Seal, Rectangular Ring	1

WHEN ORDERING PARTS, SPECIFY MODEL NUMBER, SERIAL NUMBER AND DESCRIPTION OF PART REQUIRED.

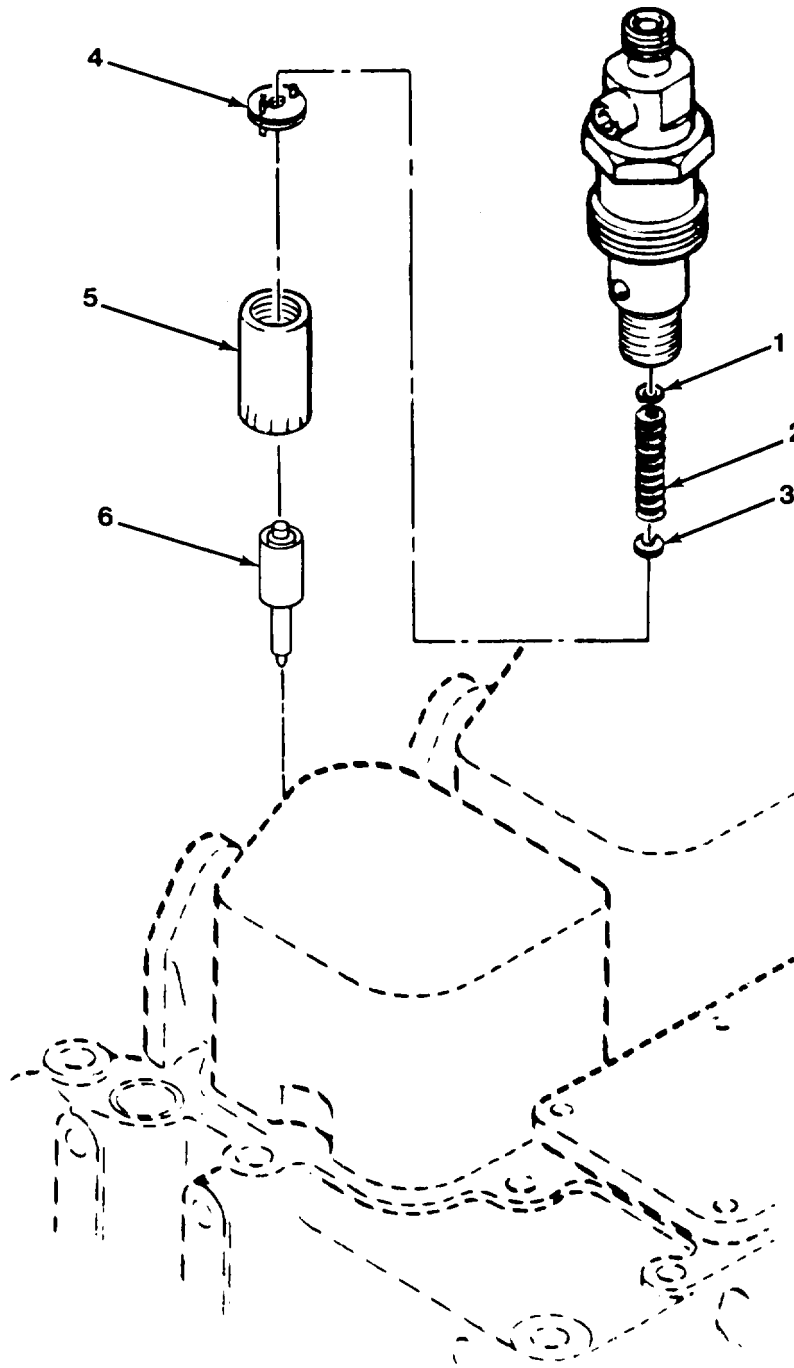


FIGURE 3-5 . Fuel Injection.

FIG IND NO	PART NO	VENDOR PART NO	FSCM	DESCRIPTION	QTY
1		3905156	15434	SHIM 1.00MM THICK	1
		3905157	15434	SHIM 1.04MM THICK	1
		3905158	15434	SHIM 1.08MM THICK	1
		3905159	15434	SHIM 1.10MM THICK	1
		3905160	15434	SHIM 1.14MM THICK	1
		3905161	15434	SHIM 1.18MM THICK	1
		3905162	15434	SHIM 1.20MM THICK	1
		3905163	15434	SHIM 1.24MM THICK	1
		3905164	15434	SHIM 1.28MM THICK	1
		3905165	15434	SHIM 1.30MM THICK	1
		3905166	15434	SHIM 1.34MM THICK	1
		3905167	15434	SHIM 1.38MM THICK	1
		3905168	15434	SHIM 1.40MM THICK	1
		3905169	15434	SHIM 1.44MM THICK	1
		3905170	15434	SHIM 1.48MM THICK	1
		3905171	15434	SHIM 1.50MM THICK	1
		3905172	15434	SHIM 1.54MM THICK	1
		3905173	15434	SHIM 1.54MM THICK	1
		3905174	15434	SHIM 1.60MM THICK	1
		3905175	15434	SHIM 1.64MM THICK	1
		3905176	15434	SHIM 1.68MM THICK	1
		3905177	15434	SHIM 1.70MM THICK	1
		3905178	15434	SHIM 1.74MM THICK	1
		3905179	15434	SHIM 1.76MM THICK	1
		3905180	15434	SHIM 1.78MM THICK	1
		3905181	15434	SHIM 1.80MM THICK	1
		3905182	15434	SHIM 1.84MM THICK	1
		3905183	15434	SHIM 1.88MM THICK	1
		3905184	15434	SHIM 1.90MM THICK	1
		3905185	15434	SHIM 1.94MM THICK	1
		3905186	15434	SHIM 1.98MM THICK	1
2		3905152	15434	SPRING, COMPRESSOR	1
3		3905153	15434	SPINDLE	1
4		3905154	15434	DISC, INTERMEDIATE	1
5		3905155	15434	RETAINER, INJ.	1
6		3903110	15434	NOZZLE TIP, NEEDLE VALVE	1

WHEN ORDERING PARTS, SPECIFY MODEL NUMBER, SERIAL
NUMBER AND DESCRIPTION OF PART REQUIRED.

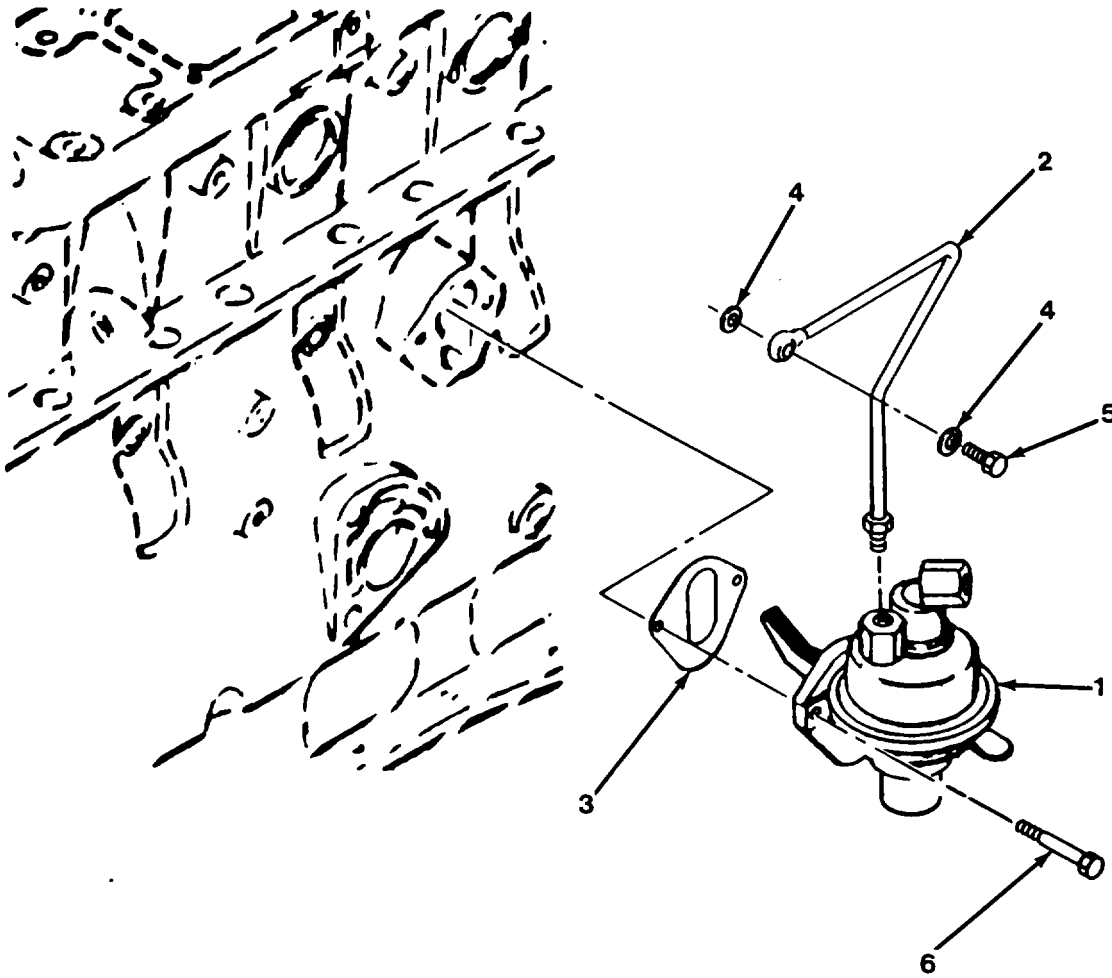


Figure 3-6. Fuel Pump Lift and Supply Tubes.

FIG IND NO	PART NO	VENDOR PART NO	FSCM	DESCRIPTION	QTY
1		3904374	15434	PUMP, FUEL LIFT	2
2		3905649	15434	TUBE, FUEL SUPPLY	1
3		3904044	15434	GASKET, COVER PLATE	1
4		3903037	15434	WASHER, PLAIN COPPER	2
5		3903035	15434	SCREW, BANJO CONNECTOR	1
6		3900631	15434	SCREW, HEX HEAD CAP M8-1.25 X 20	2

WHEN ORDERING PARTS, SPECIFY MODEL NUMBER, SERIAL NUMBER AND DESCRIPTION OF PART REQUIRED.

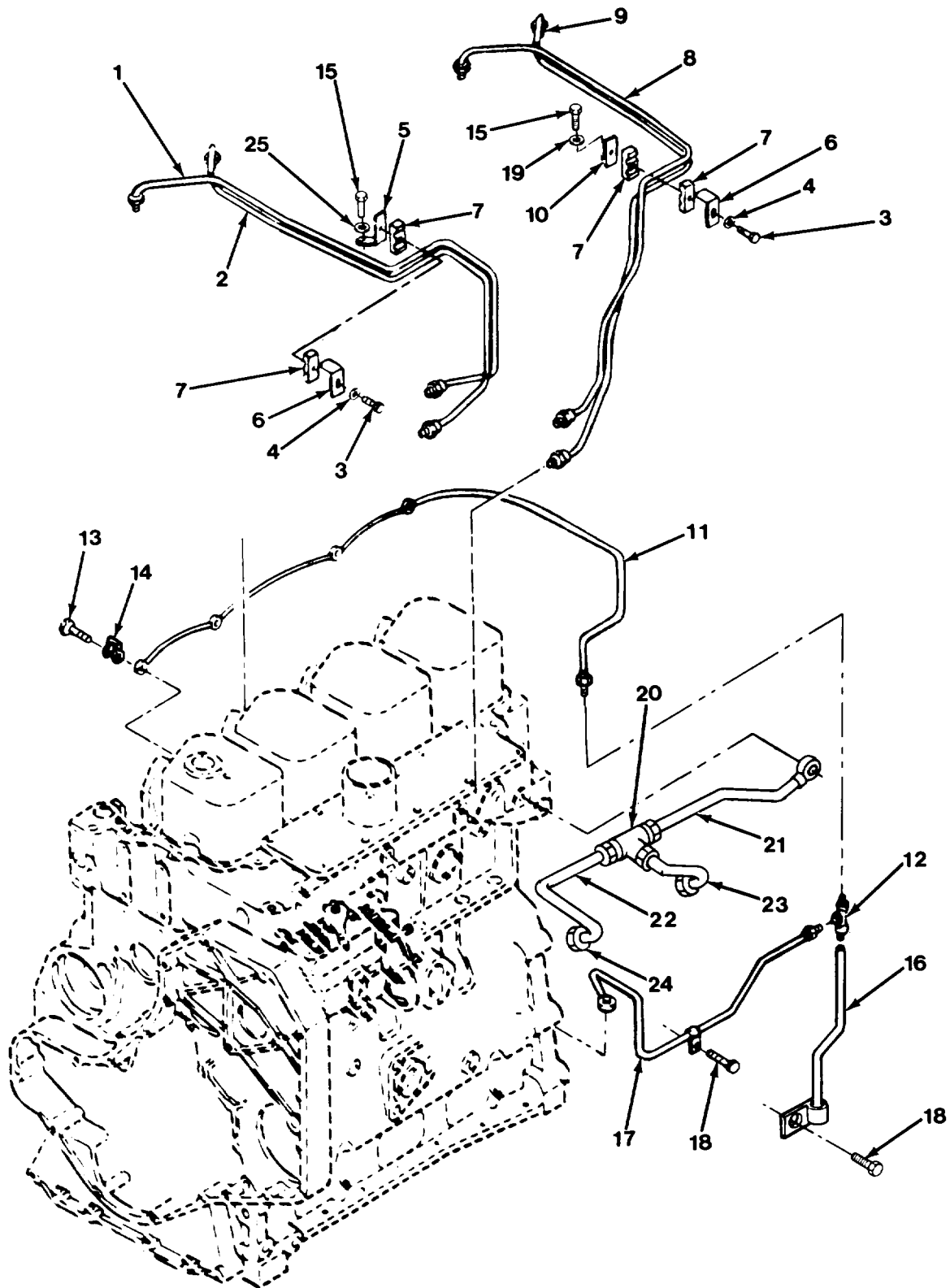


Figure 3-7. Fuel Plumbing.

FIG IND NO	PART NO	VENDOR PART NO	FSCM	DESCRIPTION	QTY
1		3906029	15434	TUBE, INJECTOR, FUEL SUPPLY NO. 1 CYLINDER	1
2		3906030	15434	TUBE, INJECTOR, FUEL SUPPLY NO. 2 CYLINDER	1
3		3903609	15434	SCREW, HEX HEAD CAP M05-.8 X 20 USE WITH C.A.V. PUMP	2
4		3903723	15434	WASHER, PLAIN	2
5		3904345	15434	BRACE, TUBE	1
6		3904711	15434	BRACE, TUBE	2
7		3904712	15434	ISOLATOR, VIBRATION	4
8		3906031	15434	TUBE, INJECTOR FUEL SUPPLY NO. 3 CYLINDER	1
9		3906032	15434	TUBE, INJECTOR FUEL SUPPLY NO. 4 CYLINDER	1
10		3904344	15434	BRACE, TUBE	1
11		3909695	15434	MANIFOLD, FUEL	1
12		3905388	15434	TEE, MALE UNION	1
13		3905307	15434	SCREW, BANJO CONNECTOR	4
14		3903380	15434	SEAL, BANJO CONNECTOR	4
15		3900629	15434	SCREW, HEXAGON HEAD CAP M08-1.25 X 16	2
16		3905692	15434	TUBE, FUEL DRAIN	1
17		3905703	15434	TUBE, FUEL DRAIN	1
18		3904341	15434	SCREW, M08-1.25 X 26 FLANGED	2
19		3900267	15434	GROMMET, SEAL	2
20		3905353	15434	TEE, MALE UNION	1
21		3905363	15434	TUBE, FUEL SUPPLY	1
22		3905364	15434	TUBE, FUEL SUPPLY	1
23		3905375	15434	TUBE, FUEL SUPPLY	1
24		S-1069	15434	NUT, TUBE	3
25		3905351	15434	SEAL, GROMMET	3

WHEN ORDERING PARTS, SPECIFY MODEL NUMBER, SERIAL
NUMBER AND DESCRIPTION OF PART REQUIRED.

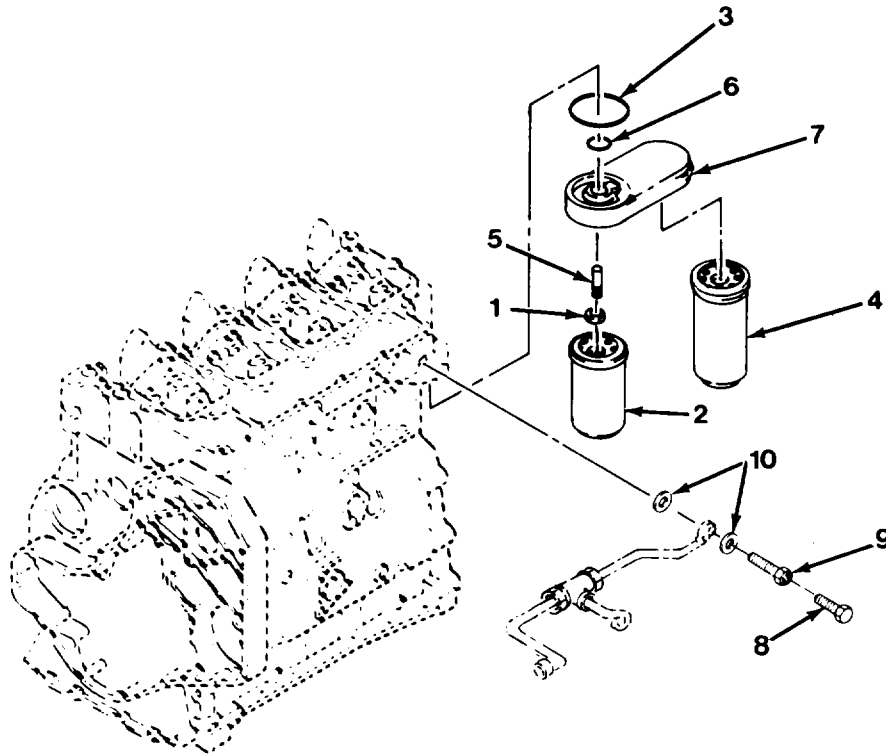


Figure 3-8. Fuel Filter.

FIG IND NO	PART NO	VENDOR PART NO	FSCM	DESCRIPTION	QTY
1		3903293	15434	NUT, REGULAR HEXAGON M16 X 8MM	1
2	205266	3903410	15434	FILTER, FUEL PRIMARY, FF-5038	1
3		3906694	15434	SEAL, RECTANGULARING	1
4	205267	3903640	15434	FILTER, FUEL SECONDARY FF-5052	1
5		3903845	15434	ADAPTER, FILTER HEAD M16-1.5 X 52.25	1
6		3903846	15434	SEAL, O-RING	1
7		3904362	15434	HEAD, FUEL FILTER	1
8		3905403	15434	SCREW, CAPTIVE	1
9		3905405	15434	SCREW, BANJO CONNECTOR	1
10		3903037	15434	WASHER, PLAIN COPPER	2

WHEN ORDERING PARTS, SPECIFY MODEL NUMBER, SERIAL
NUMBER AND DESCRIPTION OF PART REQUIRED.

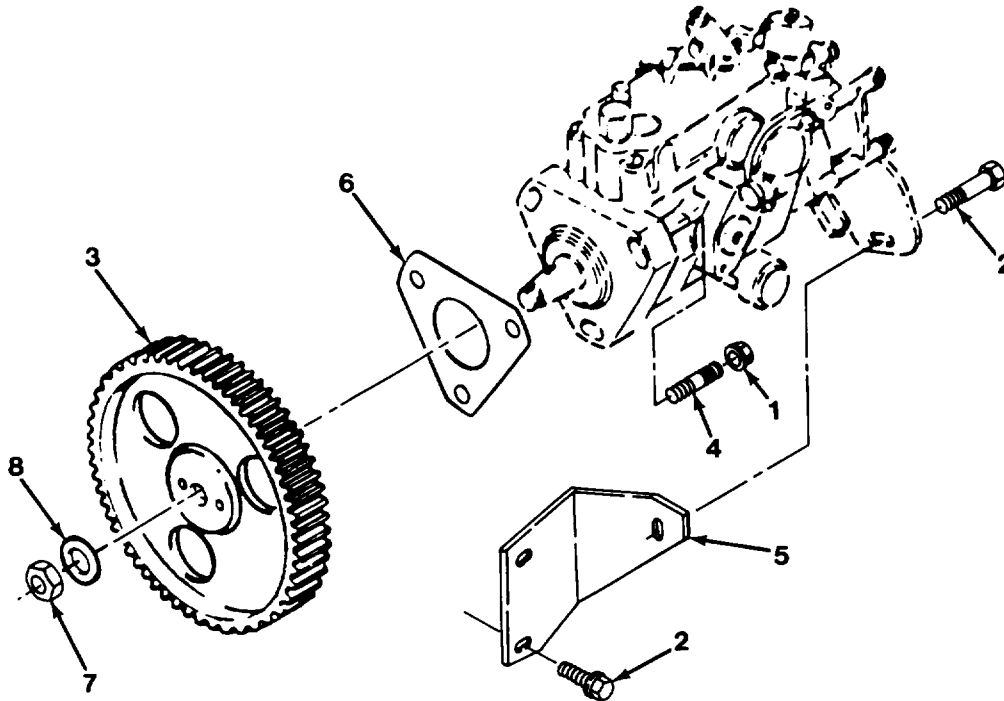


Figure 3-9. Injection Fuel Pump Coupling.

FIG IND NO	PART NO	VENDOR PART NO	FSCM	DESCRIPTION	QTY
1		3900589	15434	Nut, Hexagon	3
2		390C630	15434	Flange Screw, Hexagon	3
3		3902236	15434	Head Cap Gear, Injection	1
4		3902501	15434	Pump Stud	3
5		3905387	15434	Brace, Injection	1
6		3905685	15434	Pump Gasket, Injection	1
7		3903738	15434	Pump Nut	1
8		S-609	15434	Washer, 9/16 REG	1

WHEN ORDERING PARTS, SPECIFY MODEL NUMBER, SERIAL NUMBER AND DESCRIPTION OF PART REQUIRED.

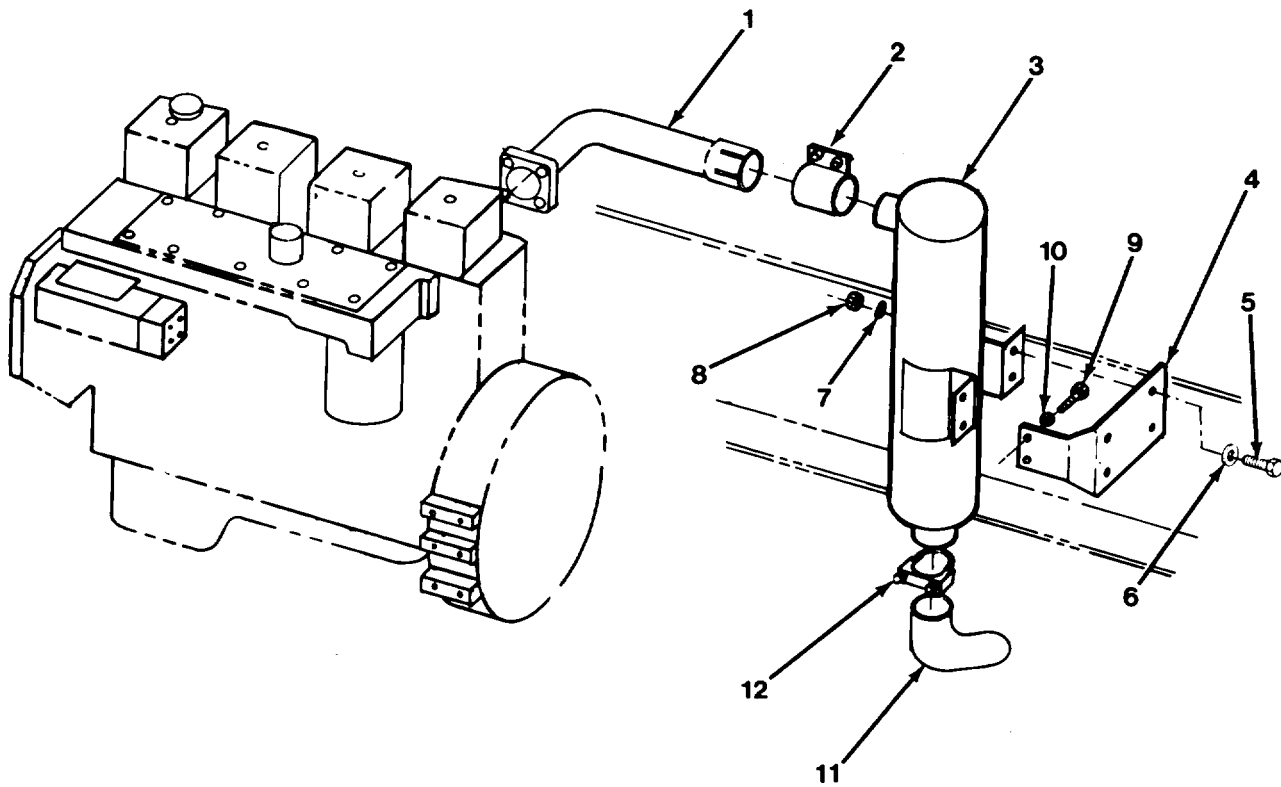


Figure 4-1. Exhaust Assembly

FIG IND NO	PART NO	VENDOR PART NO	FSCM	DESCRIPTION	QTY
	709A1321		81495	EXHAUST ASS'Y (INCL. ITEMS 1 THRU 12)	1
1	709F1317		81495	TUBE, EXHAUST	1
2	709 1971	KYX00-4476	60342	CLAMP	1
			60342	SCREW, CAP 1/2 NC X 2 1/4	2
			60342	NUT, HEX 1/2 NC	2
3	709 1305	21241N	76700	MUFFLER	1
4	709 1964		81495	BRACKET	1
5	071 410 24	DIN933-M10X 25-8.8-A4C	15526	CAPSCREW, M10 X 25	4
6	085 110 21	DIN125A-M10- TP200-A4C	15526	WASHER, M10	4
7	085 310 18	DIN127B-M10 HRC44-51-A4C	15526	LOCKWASHER, M10	4
8	081 110 16	DIN934-M10- 10-A4C	15526	NUT, M10	4
9	1200-360	DIN933-M12- X25-8.8-A4C	15526	CAPSCREW, M12 X 25	2
10	085 113 24	DIN125A-M12- TP200-A4C	15526	WASHER, M12	2
11	709 1308	Q45168	76700	TUBE, EXHAUST	1
12	1240-66	P20-0584	60342	CLAMP	1
			60342	NUT HEX 3/8NC	2
			60342	LOCKWASHER, 3/8	2
			60342	U-BOLT 3' - 3/8 NC	1

WHEN ORDERING PARTS, SPECIFY MODEL NUMBER, SERIAL
NUMBER AND DESCRIPTION OF PART REQUIRED.

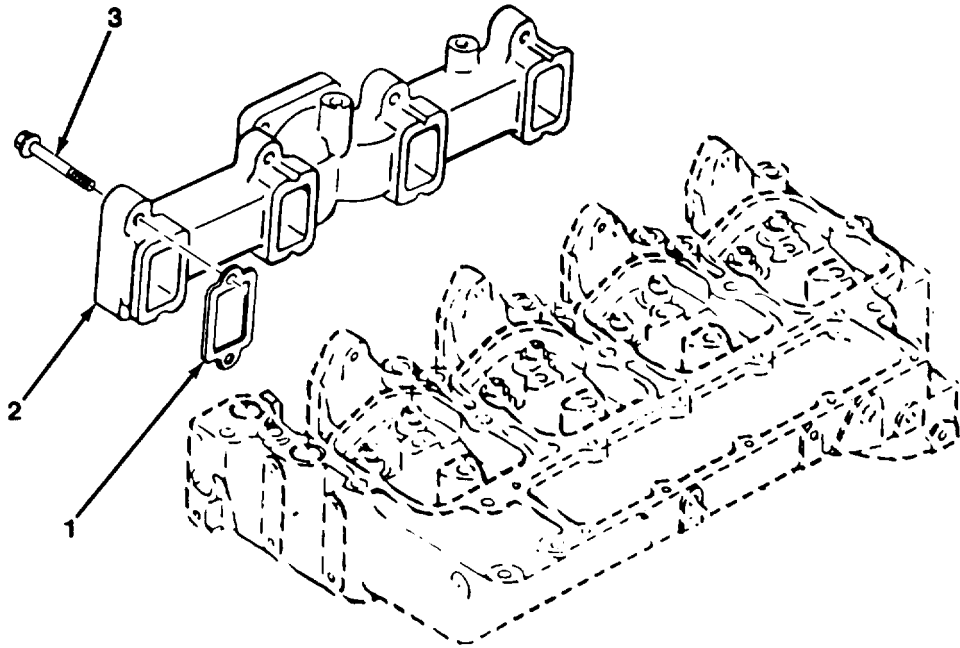


Figure 4-2. Exhaust Manifold.

FIG IND NO	PART NO	VENDOR PART NO	FSC M	DESCRIPTION	QTY
1		3905443	15434	Gasket, Manifold	4
2		3902274	15434	Manifold, Exhaust Side out center exhaust .	1
3		3901448	15434	Screw, Hex Head Cap M10-1.50 x 65 (Flanged)	8

WHEN ORDERING PARTS, SPECIFY MODEL NUMBER, SERIAL NUMBER AND DESCRIPTION OF PART REQUIRED.

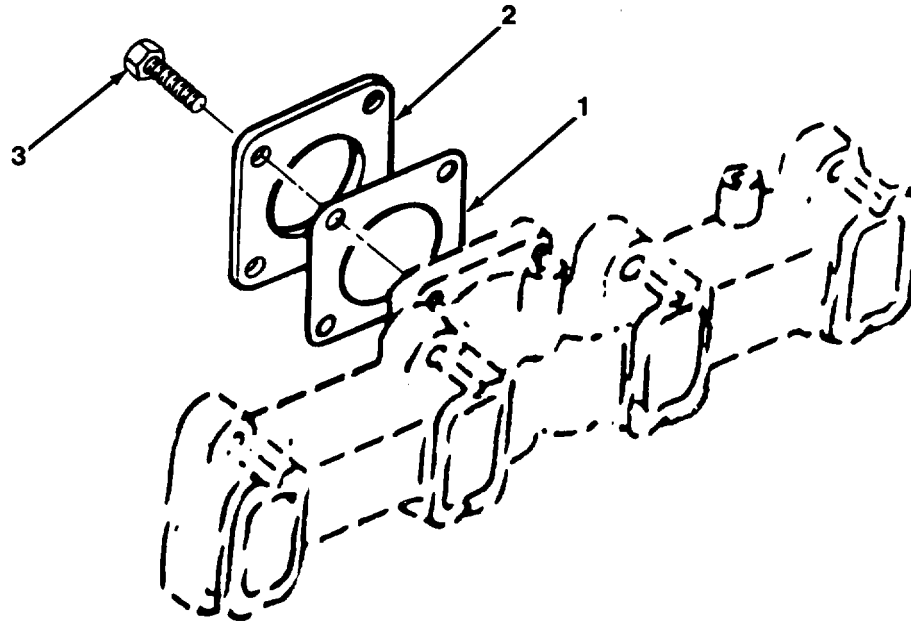


Figure 4-3. Exhaust Connection.

FIG IND NO	PART NO	VENDOR PART NO	FSCM	DESCRIPTION	QTY
1		3903252	15434	Gasket, Exh Out Corm - Exhaust outlet flanged for 2.5" pipe	1
2		3904836	15434	Flange, weld	1
3		3900623	15434	Screw, Hex Head Cap M10-1.50 x 25	4

WHEN ORDERING PARTS, SPECIFY MODEL NUMBER, SERIAL NUMBER AND DESCRIPTION OF PART REQUIRED.

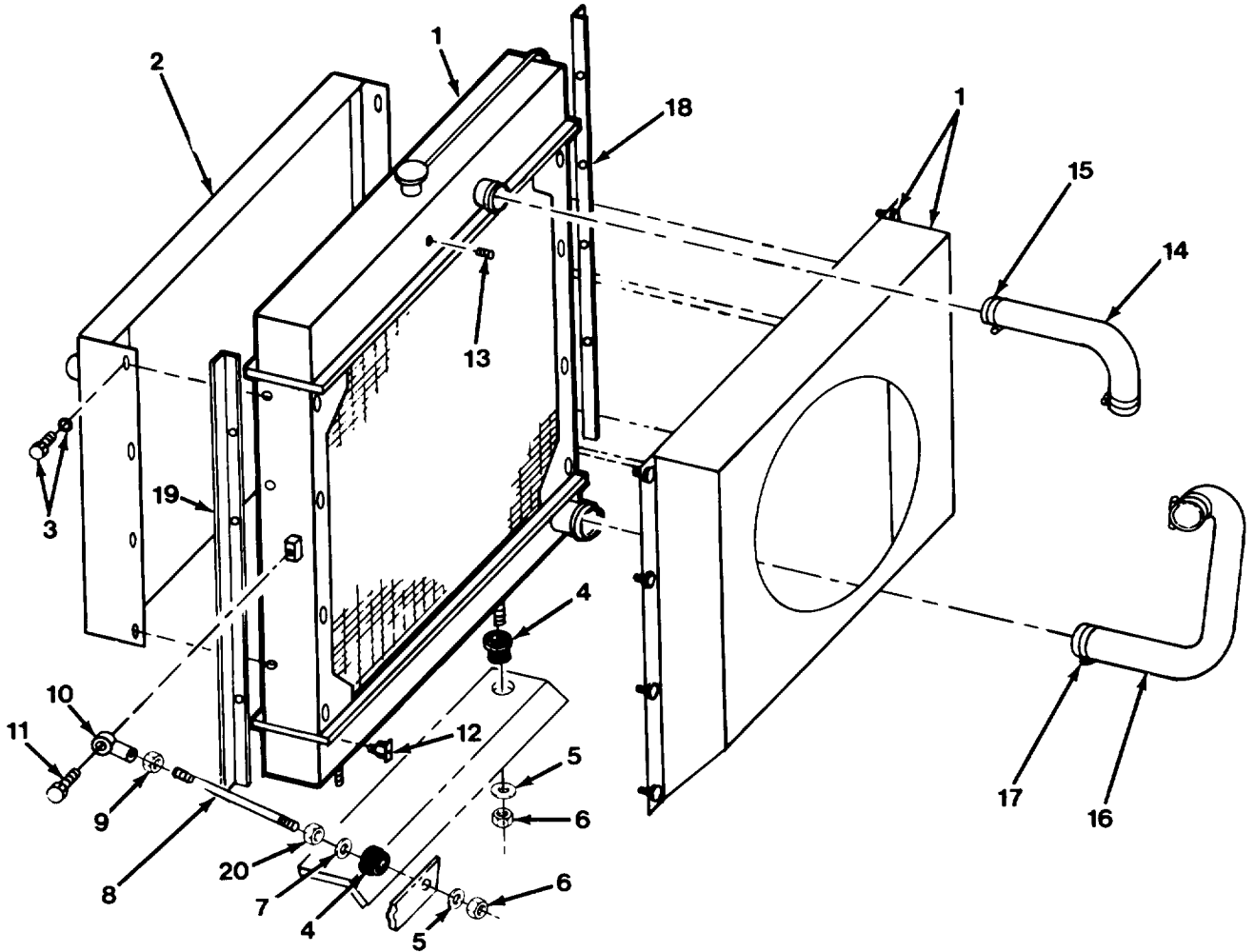


Figure 5-1. Cooling Assembly.

FIG IND NO	PART NO	VENDOR PART NO	FSCM	DESCRIPTION	QTY
	709A1324		81495	Cooling Ass'y (Incl. Items 1 thru 20)	1
1	See Fig 5-1A	1365	17285	Radiator	1
2	709 1303	AKG2177. 001.000	44765	Cooler, Oil	1
3	1200-59		81495	Capscrew, 3/8C x 1 Lg GR5	8
4	1209-4 1221-89	CB-1121-4	81495 76005	Plainwasher, 3/8 REG Mount	8 4
5	48555		81495	Spacer	4

WHEN ORDERING PARTS, SPECIFY MODEL NUMBER, SERIAL NUMBER AND DESCRIPTION OF PART REQUIRED.

FIG IND NO	PART NO	VENDOR PART NO	FSCM	DESCRIPTION	QTY
6	1205-67	21NE-083	72962	LOCKNUT, 1/2C	6
7	40716		81495	RETAINER	2
8	709 1311		81495	STUD	2
9	1205-62		81495	NUT, 1/2F JAM	2
10	709 1312		81495	END, ROD	2
11	1200-98		81495	CAPSCREW, 1/2C X 1-1/4 LG GR5	2
12	1219-384	120	79470	VALVE, DRAIN	1
13	1219-3	3151X4	79470	PLUG, 1/4 SQ HD	1
14	709-1306		81495	HOSE, RADIATOR	1
15	200B0087-4	#62028	62789	CLAMP SAE #28	2
16	709 1307		81495	HOSE, RADIATOR	1
17		#62044	62789	CLAMP	2
18	709 1331		81495	BRACKET	1
19	709 1332		81495	BRACKET	1
20	1205-58		81495	NUT, 1/2 C	2

WHEN ORDERING PARTS, SPECIFY MODEL NUMBER, SERIAL
NUMBER AND DESCRIPTION OF PART REQUIRED.

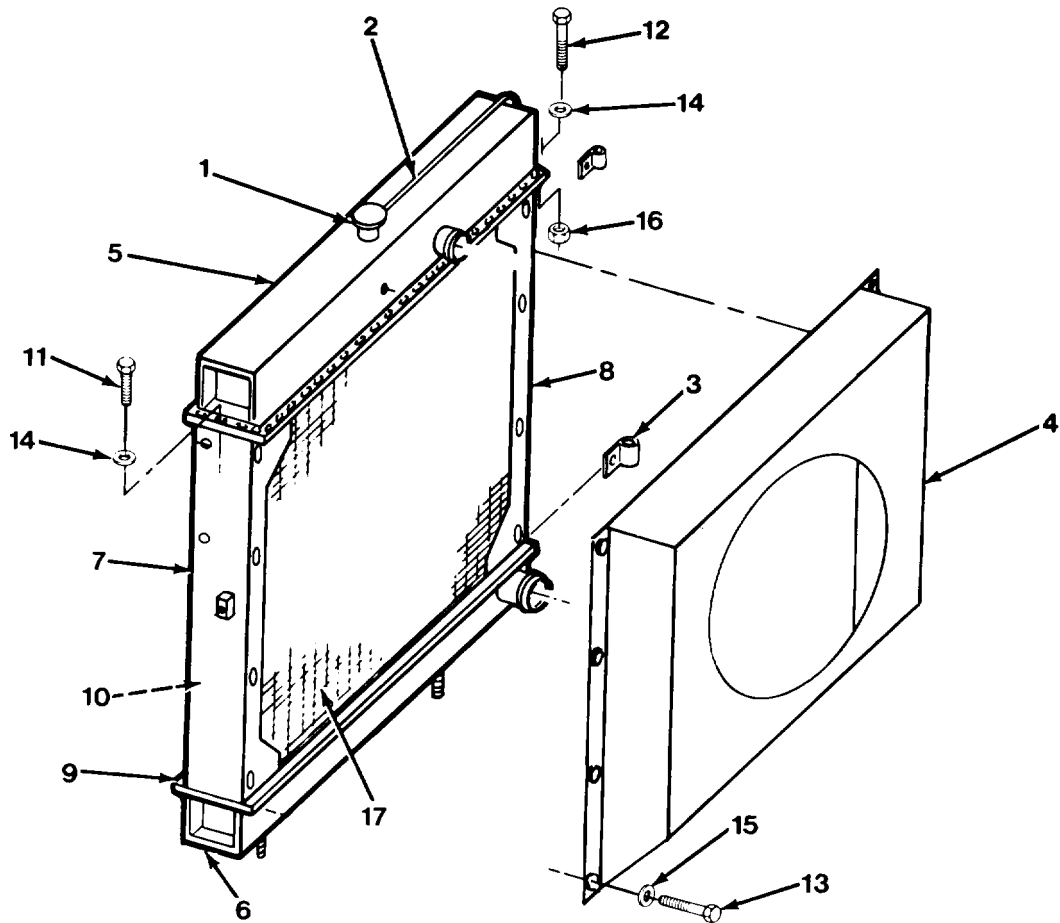


Figure 5-1A. Radiator.

FIG IND NO	PART NO	VENDOR PART NO	FSCM	DESCRIPTION	QTY
	709 1302	1365	17285	Radiator (Incl. Items 1 thru 17)	1
1	208158	74409	17285	Cap, Fill (7#)	1
2	208159	73602	17285	Hose	1
3	208160	CL-107	17285	Clip	2
4	208161	S-1365	17285	Shroud	1
5	208315	TT-1365	17285	Tank, Top	1

WHEN ORDERING PARTS, SPECIFY MODEL NUMBER, SERIAL NUMBER AND DESCRIPTION OF PART REQUIRED,

FIG IND NO	PART NO	VENDOR PART NO	FSCM	DESCRIPTION	QTY
6	208316	BT-1365	17285	TANK, BOTTOM	1
7	208317	LSM-1365	17285	SIDE, LH	1
8	208318	RSM-1365	17285	SIDE, RH	1
9	208320	74510	17285	GASKET, STRIP	1
10	208321	73603	17285	DAMPENER, VIBRATION	2
11	208322	73043	17285	BOLT, 5/16C X 3/4 GR5	12
12	208323	73021	17285	BOLT, 5/16C X 1 GR5	84
13	208324	73032	17285	BOLT, 1/4C X 1/2 GR5	8
14	208325	73701	17285	LOCKWASHER, 5/16 REG	96
15	208326	73704	17285	LOCKWASHER, 1/4 REG	8
16	208327	74012	17285	NUT, 5/16C	84
17	208319	C-1365	17285	CORE	1

WHEN ORDERING PARTS, SPECIFY MODEL NUMBER, SERIAL
NUMBER AND DESCRIPTION OF PART REQUIRED.

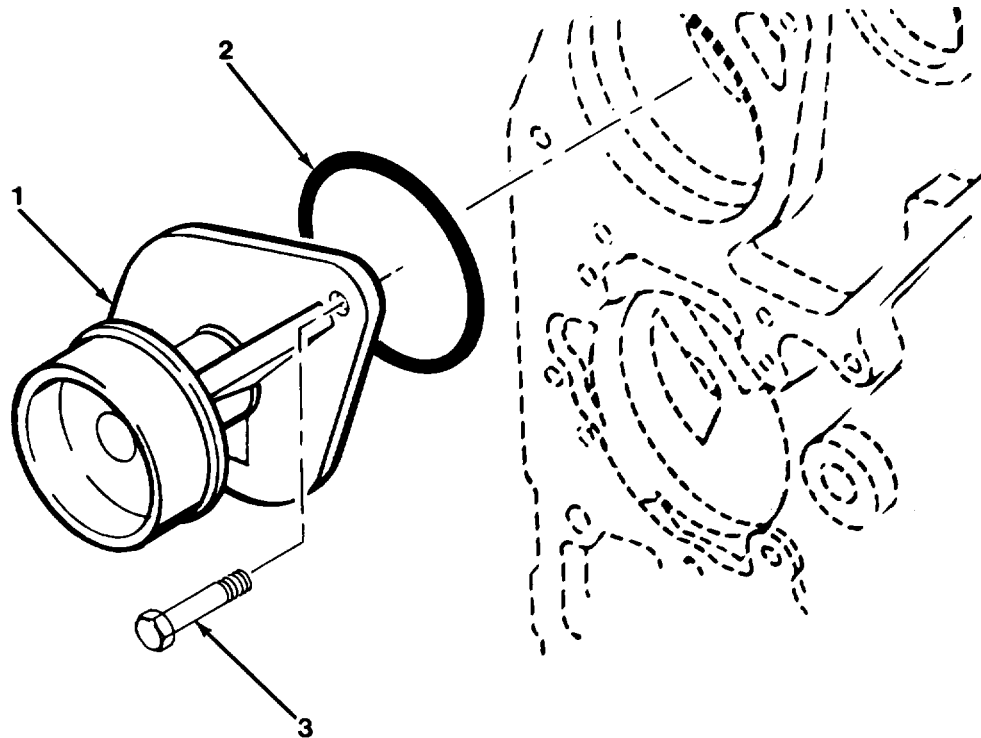


Figure 5-2 . Water Pump.

FIG IND NO	PART NO	VENDOR PART NO	FSCM	DESCRIPTION	QTY
1		3802004	15434	Pump, Water Kit	1
2		3903297	15434	Seal, O-ring	1
3		3900227	15434	Screw, Hex Head Cap M8-1 .25 x 22	2

WHEN ORDERING PARTS, SPECIFY MODEL NUMBER, SERIAL NUMBER AND DESCRIPTION OF PART REQUIRED.

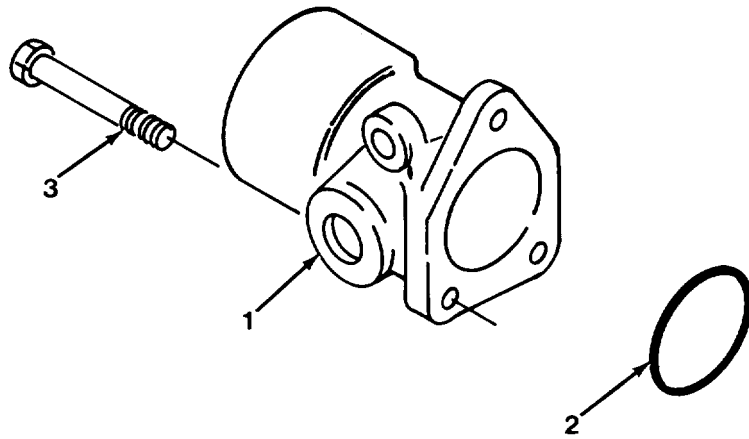


Figure 5-3. Water Inlet Connection.

FIG IND NO	PART NO	VENDOR PART NO	FSCM	DESCRIPTION	QTY
1		3903786	15434	Connection, Water Inlet - Straight out to side.	1
2		3901460	15434	O-ring	1
3		3902460	15434	Screw, Hex Head Flg Cap MI 0-1 .50 X 25	3

**WHEN ORDERING PARTS, SPECIFY MODEL NUMBER, SERIAL
NUMBER AND DESCRIPTION OF PART REQUIRED.**

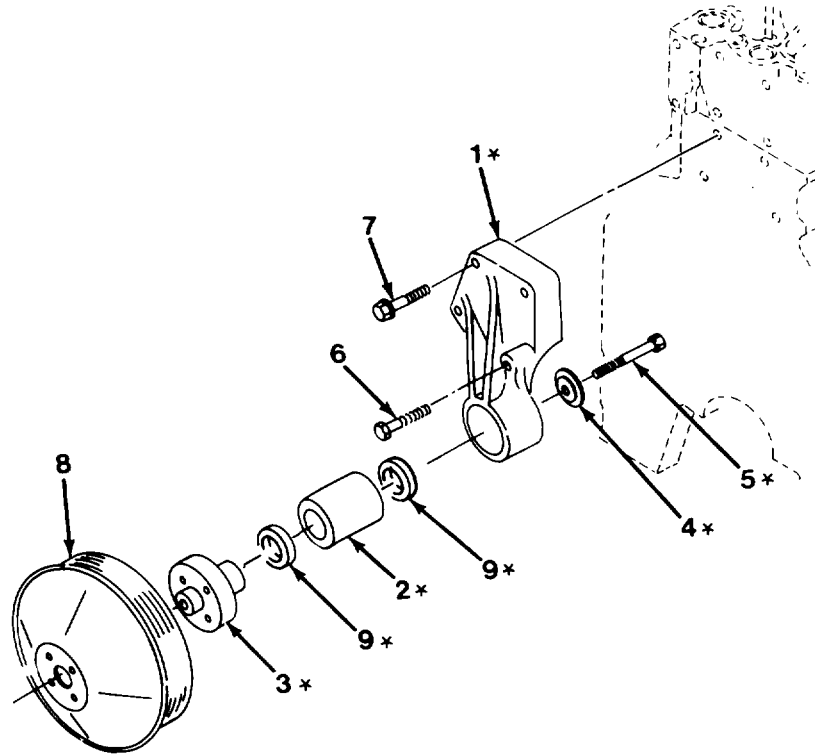


Figure 5-4. Fan Support.

FIG IND NO	PART NO	VENDOR PART NO	FSCM	DESCRIPTION	QTY
		3910597	15434	Support, Fan (Incl. Items marked with *)	1
1		3908802'	15434	Support, Fan Mounts to block	1
2		3908439'	15434	Bearing, Roller	1
3		3909942'	15434	Hub, Fan, 27.95 thick, 25.4 diameter shaft	1
4		3910410*	15434	Retainer, Fan Hub	1
5		3907769*	15434	Screw, Hex Head Cap M10-1.50 x 70	1
6		3901221	15434	Screw, Hex Head Cap M8-1.25 x 75	1
7		3902114	15434	Screw, Hex Head Cap M8-1.25 X 30 (Fig)	3
8		3902710	15434	Pulley, Fan, 158.0 diameter, 8 groove	1
9		3035960'	15434	Ring, Retaining	2

WHEN ORDERING PARTS, SPECIFY MODEL NUMBER, SERIAL NUMBER AND DESCRIPTION OF PART REQUIRED.

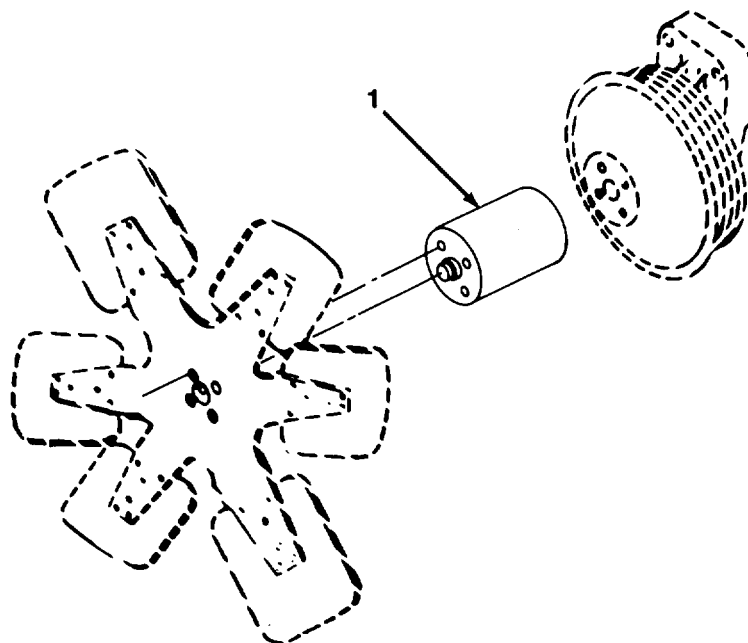


Figure 5-5. Fan Pilot Spacer .

FIG IND NO	PART NO	VENDOR PART NO	FSCM	DESCRIPTION	QTY
1		3903820	15434	Spacer, Fan Pilot SP9001 0.25" thick	1
		3903817	15434	Spacer, Fan Pilot SP9006 1.5" thick	1

**WHEN ORDERING PARTS, SPECIFY MODEL NUMBER, SERIAL
NUMBER AND DESCRIPTION OF PART REQUIRED.**

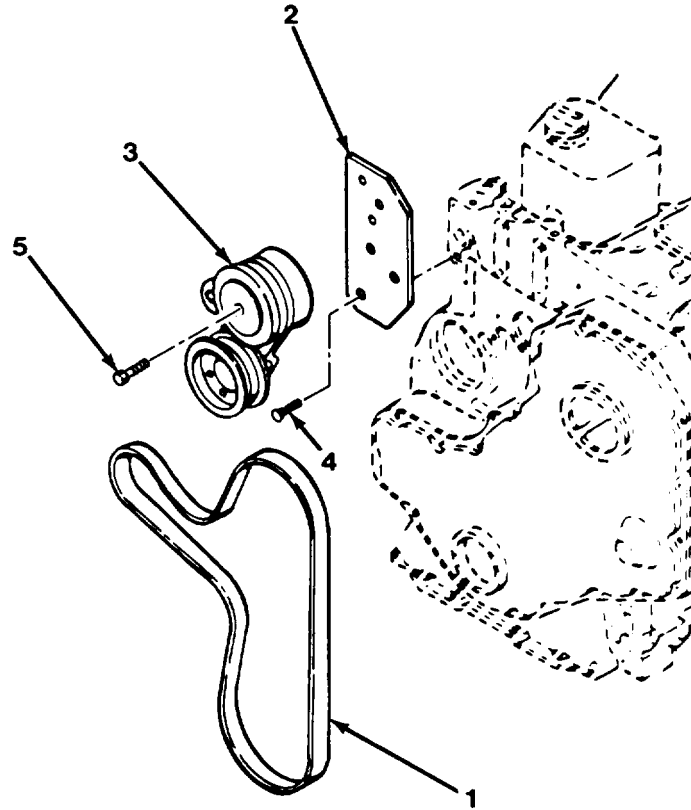


Figure 5-6. Fan Belt Tensioner .

FIG IND NO	PART NO	VENDOR PART NO	FSCM	DESCRIPTION	QTY
1		3906384		Belt, V-Ribbed	1
2		3905926		Bracket, Belt Tensioner	1
3		3908163		Tensioner, Belt	1
4		3905426		Screw, Hexagon Head Cap, M10-1.50 x 61	1
5		3903095		Screw, Flat Head Cap	2

**WHEN ORDERING PARTS, SPECIFY MODEL NUMBER, SERIAL
NUMBER AND DESCRIPTION OF PART REQUIRED.**

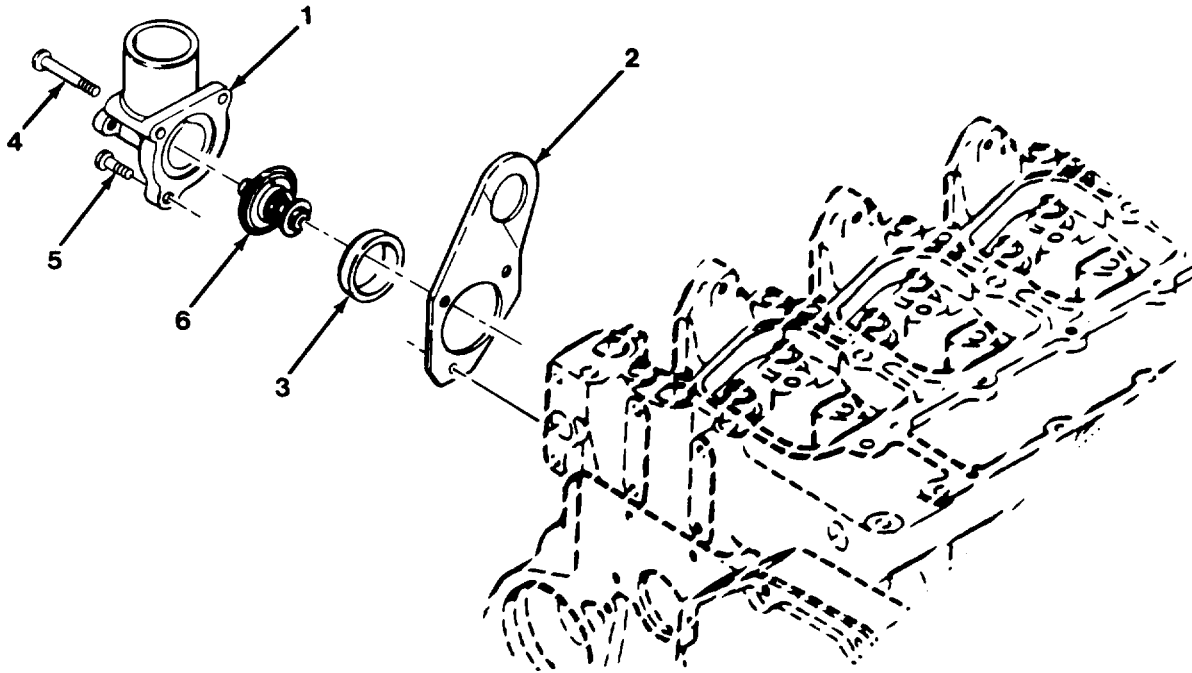


Figure 5-7. Thermostat Housing.

FIG IND NO	PART NO	VENDOR PART NO	FSCM	DESCRIPTION	QTY
1		3903756	15434	Housing, Thermostat Outlet connection 45mm diameter positioned pointing up.	1
2		3903757	15434	Bracket, Lifting	1
3		3903301	15434	Gasket, Housing	1
4		3903096	15434	Screw, Hex Head Cap M8-1.25 x 70	2
5		3900632	15434	Screw, Hex Head Cap M8-1.25 x 35	1
6		3910706	15434	Thermostat	1

WHEN ORDERING PARTS, SPECIFY MODEL NUMBER, SERIAL NUMBER AND DESCRIPTION OF PART REQUIRED.

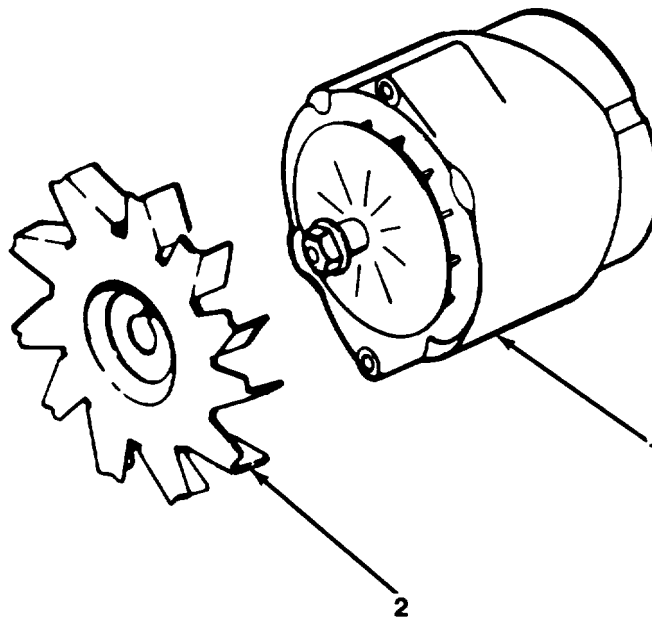


Figure 6-1. Alternator Assembly.

FIG IND NO	PART NO	VENDOR PART NO	FSCM	DESCRIPTION	QTY
1		9DB3GBA58	34344	Alternator	1
2		3904981	15434	Fan	1

WHEN ORDERING PARTS, SPECIFY MODEL NUMBER, SERIAL NUMBER AND DESCRIPTION OF PART REQUIRED.

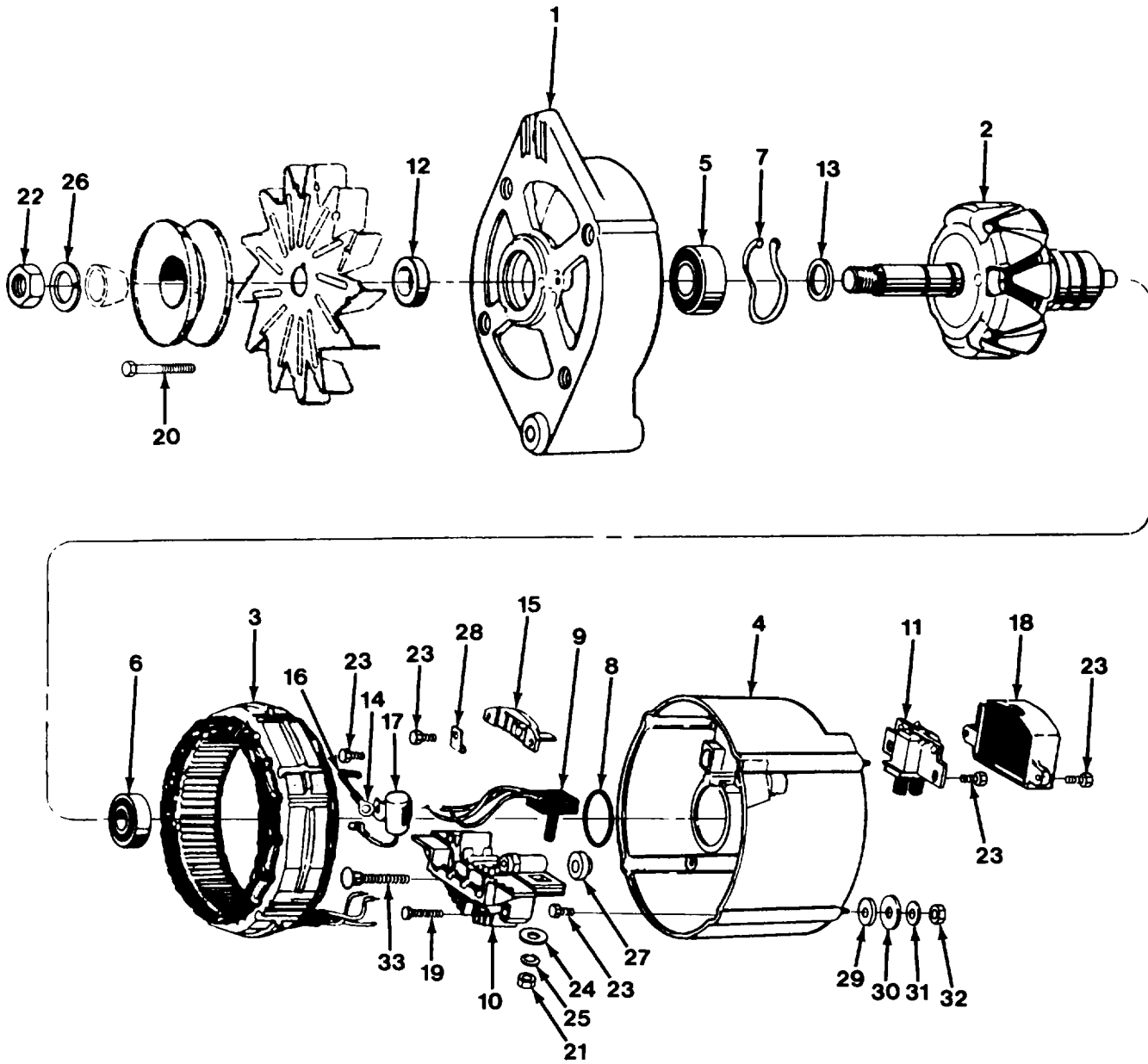


Figure 6-2. Alternator.

FIG IND NO	PART NO	VENDOR PART NO	FSCM	DESCRIPTION	QTY
		9DB3GB3A58	34344	ALTERNATOR, 24V, 40A, NEG. GND. (INCL. ITEMS 1 THRU 33)	1
1	14-218		34344	HOUSING, FRONT	1
2	12-36		34344	ROTOR ASSEMBLY	1
3	13-43		34344	STATOR ASSEMBLY	1
4	14-219		34344	HOUSING, REAR	1
5	11-21		34344	BEARING, FRONT	1
6	11-23		34344	BEARING, REAR	1
7	11-3		34344	RETAINER, FRONT BEARING	1
8	11-25		34344	RETAINER, REAR BEARING	1
9	1-129		34344	DIODE, FIELD	1
10	1-200		34344	RECTIFIER, DIODE BRIDGE	1
11	3-35		34344	BRUSH ASSEMBLY	1
12	20-237		34344	SPACER, FAN & PULLEY	1
13	20-244		34344	SPACER, ROTOR	1
14	15-65		34344	TERMINAL, AC	1
15	15-80		34344	TERMINAL	1
16	16-109		34344	CABLE	1
17	2-44		34344	CAPACITOR	1
18	5-742		34344	VOLTAGE REGULATOR	1
19	20-245		34344	SCREW, TAPPING, #8-32 X 1"	2
20	20-248		34344	BOLT, THRU, #10-32 X 3"	4
21	20-34		34344	NUT, #10-24	1
22	20-136		34344	NUT, 5/8-18 X 15/16"	1
23	20-102		34344	SCREW, TAPPING, #8-32 X 1/2"	10
24	15-4		34344	INSULATOR, WASHER #10	1
25	20-111		34344	WASHER, SPLIT-LOCK, #10	1
26	20-137		34344	WASHER, SPLIT-LOCK, 5/8"	1
27	15-52		34344	INSULATOR, BRIDGE MOUNTING	1
28	20-247		34344	CLAMP, HOLD-DOWN	2
29	15-54		34344	INSULATOR, WASHER #12	1
30	15-67		34344	WASHER, INSULATOR	2
31	20-261		34344	WASHER, .228 X .562	1
32	20-268		34344	NUT, METRIC, M6 X 10	1
33	20-318		34344	BOLT, CARRIAGE, M6 X 10 X 1.80"	1

WHEN ORDERING PARTS, SPECIFY MODEL NUMBER, SERIAL
NUMBER AND DESCRIPTION OF PART REQUIRED.

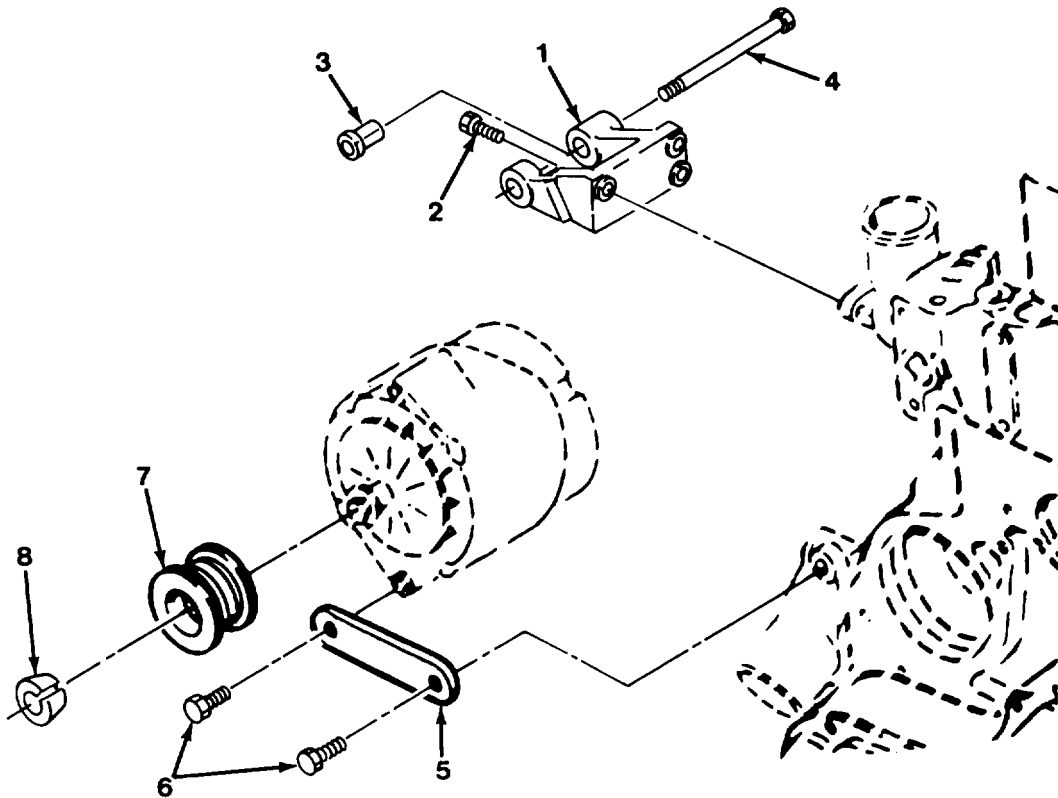


Figure 6-3. Alternator Mounting.

FIG IND NO	PART NO	VENDOR PART NO	FSCM	DESCRIPTION	QTY
1		3910713	15434	Support Alternator For Motorola	1
2		3900621	15434	Screw, Hex Head Cap, M10-1.50 x 100	3
3		3910715	15434	Spacer, Mounting	1
4		3910527	15434	Screw, Hex Head Cap	1
5		3903089	15434	Brace, Alternator	1
6		3900620	15434	Screw, Hex Head Cap, M08-1.25 x 20	2
7		3908560	15434	Pulley, Alternator	1
8		3908563	15434	Retainer, Alt. Pulley	1

**WHEN ORDERING PARTS, SPECIFY MODEL NUMBER, SERIAL
NUMBER AND DESCRIPTION OF PART REQUIRED.**

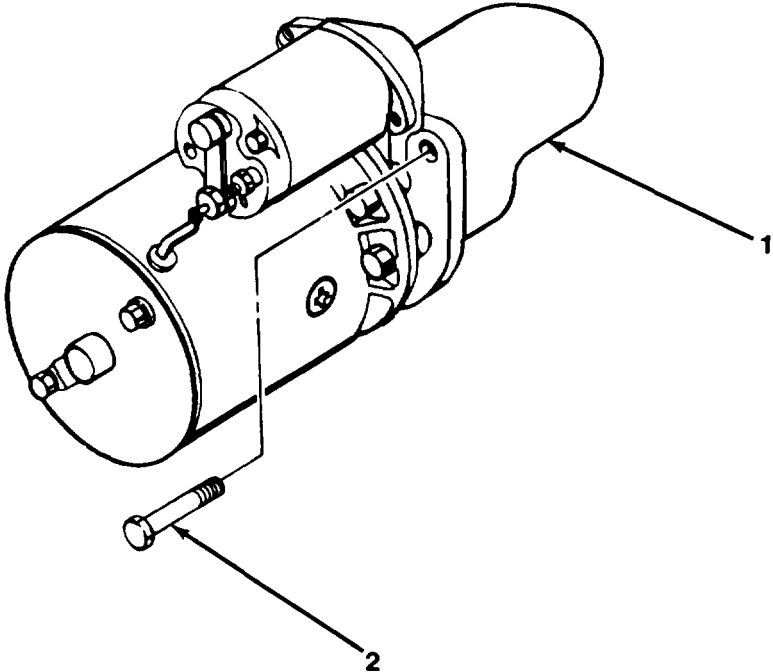


Figure 6-4. Starting Motor Assembly.

FIG IND	PART NO	VENDOR PART NO	FSCM	DESCRIPTION	QTY
1		1998488	16764	Motor, Starting Delco 24v	1
2		3903834	15434	Screw, Hex Head Cap SM9001, M10-1.5 X 35	3

WHEN ORDERING PARTS, SPECIFY MODEL NUMBER, SERIAL NUMBER AND DESCRIPTION OF PART REQUIRED.

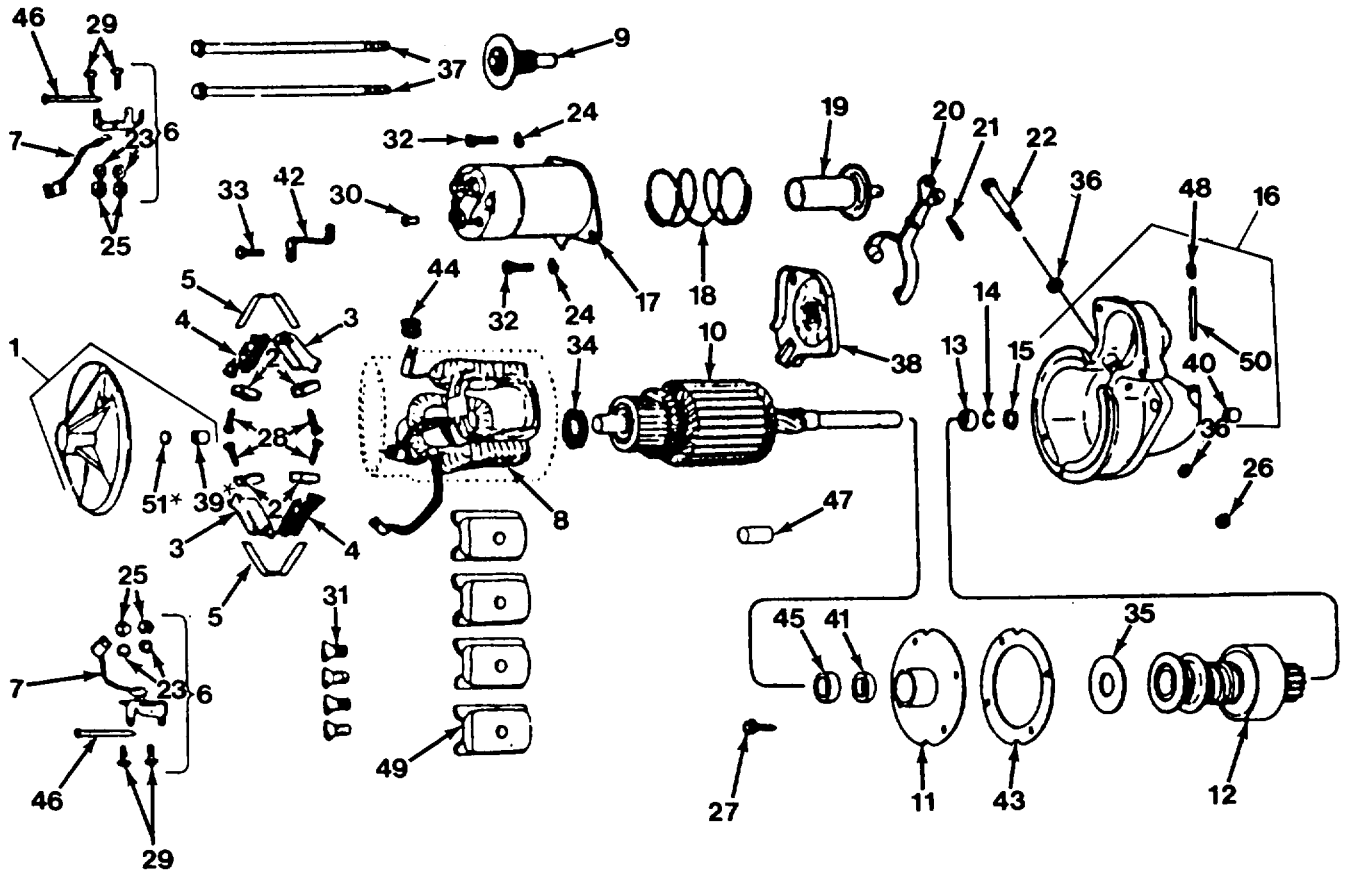


Figure 6-5. Starting Motor.

FIG IND NO	PART NO	VENDOR PART NO	FSCM	DESCRIPTION	QTY
		1998488	16764	MOTOR, STARTING (24V) (INCL. ITEMS 1 THRU 51)	1
1		1986464	16764	FRAME, COMMUTATOR END (C.E.) (INCL. ITEMS 39, 51)	1
2		1852890	16764	BRUSH	4
3		1876359	16764	BRUSH HOLDER, GROUND	2
4		800091	16764	BRUSH HOLDER, INSULATED	2
5		1986019	16764	SPRING, BRUSH	2
6		1876458	16764	SUPPORT PACKAGE (INCL. ITEMS 7, 23, 25, 29, 46)	1
7		1876361	16764	LEAD, GROUND	1
8		1986473	16764	FIELD COIL ASSEMBLY	1
9		1956226	16764	CONTACT ASSEMBLY SWITCH	1
10		1891916	16764	ARMATURE	1
11		1962602	16764	PLATE, CENTER BEARING	1
12		1877345	16764	DRIVE ASSEMBLY	1
13		1928021	16764	COLLAR, STOP	1
14		1928022	16764	RING, RETAINER	1
15		1964410	16764	COLLAR, THRUST	1
16		1988947	16764	HOUSING, DRIVE (INCL. ITEMS 40, 48, 50)	1
17		1114373	16764	SWITCH (SOLENOID)	1
18		1951792	16764	SPRING, PLUNGER	1
19		1941113	16764	PLUNGER	1
20		1951567	16764	LEVER, SHIFT	1
21		1987049	16764	LEVER, PIN	1
22		1932197	16764	LEVER, STUD	1
23		453435	16764	LOCKWASHER, #10 REG BRUSH HOLDER	1
24		9421423	16764	LOCKWASHER, 1/4 REG SWITCH MOUNTING	1
25		120361	16764	NUT, BRUSH HOLDER, #10-24C ST'D	1
26		9428056	16764	NUT, SHIFT LEVER STUD, 5/16-18 TYPE A JAM	1

WHEN ORDERING PARTS, SPECIFY MODEL NUMBER, SERIAL
NUMBER AND DESCRIPTION OF PART REQUIRED.

FIG IND NO	PART NO	VENDOR PART NO	FSCM	DESCRIPTION	QTY
27		1984000	16764	SCREW & LOCKWASHER CTR. BRG., #10-32 X 1/2 THIN & SQ CONE LW	2
28		274875	16764	SCREW, BRUSH ATTACH, GROUND, #8-32 X 5/8 PAN HD SL. TAP	2
		1987070	16764	SCREW, BRUSH ATTACH INSUL., #8-18 X 3/4 RECESS HD TAPPING	2
29		9439734	16764	SCREW, BRUSH HOLDER, #10-24 X 1/2 TRUSS HD SLOTTED	1
30		10495933	16764	SCREW, CONN. ATTACH - SWITCH - #10-32 X 1/2 HEX TAPPING	1
31		1968396	16764	SCREW, POLE SHOE 3/8F X .640/.670 SPECIAL	4
32		132255	16764	SCREW, SWITCH ATTACHING, 1/4C X 1/2 HEX ST'D	2
33		1988707	16764	SCREW, CONN. ATTACH - FIELD, #10-32 X 7/16 HEX TAP CAD PL.	1
34		1984076	16764	WASHER, BRAKE, C.E.	1
35		821453	16764	WASHER, CTR. BRG & DRIVE	1
36		1970988	16764	WASHER, SEALING, .56 RUBBER/STEEL SHIFT LEVER	1
37		1987667	16764	BOLT, THRU, 1/2C X 7-1/4 SPECIAL	2
38		1987373	16764	BOOT, SOLENOID & DRIVE HSG.	1
39		1891927	16764	BUSHING, COMMUTATOR END	1
40		1862383	16764	BUSHING, DRIVE END	1
41		1962606	16764	BUSHING, CENTER BEARING	1

WHEN ORDERING PARTS, SPECIFY MODEL NUMBER, SERIAL
NUMBER AND DESCRIPTION OF PART REQUIRED.

FIG IND NO	PART NO	VENDOR PART NO	FSCM	DESCRIPTION	QTY
42		1876358	16764	CONNECTOR, FLD. COIL-SOLENOID	1
43		1962603	16764	GASKET, CENTER BEARING	1
44		1955946	16764	GROMMET (IN FIELD FRAME)	1
45		1937310	16764	OIL SEAL, CENTER BEARING	1
46		1966923	16764	PIN, SUPPORT ATTACHING	1
47		1987739	16764	PIN, DOWEL (DRIVE END)	1
48		1986467	16764	PLUG, OIL WICK (DRIVE END)	1
49		1887021	16764	SHOE, POLE	4
50		1986466	16764	WICK, DRIVE END	1
51		1891928	16764	WICK, COMMUTATOR END	1

WHEN ORDERING PARTS, SPECIFY MODEL NUMBER, SERIAL
NUMBER AND DESCRIPTION OF PART REQUIRED.

FIG IND NO	PART NO	VENDOR PART NO	FSCM	DESCRIPTION	QTY
	709A1182		81495	BATTERY ASS'Y (INCL. ITEMS 1 THRU 22)	1
1	709 1078	MS35000-4	96906	BATTERY, TYPE 6TN	2
2	709 1181		81495	PAD, MASONITE 1/4 X 10 X 22 IN.	2
3	709F4215		81495	CLAMP, BATTERY	2
4	301 1138		81495	BOLT (MANUFACTURED)	4
	1209-3	DIN125A-M8- TP200-A4C	15526	PLAINWASHER, M8	4
	340 2323		81495	NUT, M8	4
	460 6011	011 90B	02697	O RING	4
5	709 1076	MS52131	96906	CONNECTOR, PLUG	1
	071 305 12	DIN931-M5X 30-8.8-A4C	15526	BOLT, M5 X 30	4
	081 105 08	DIN934-M5- 10-A4C	15526	NUT, M5	4
	085 305 09	DIN127B-M5- HRC44-51-A4C	15526	LOCKWASHER, M5	4
6	709 1074		81495	CABLE, BATTERY	1
7	1203-236		81495	CAPSCREW, 3/8F X 1/2 GR5	2
	1210-79		81495	WASHER, INT.-EXT. 3/8	2
8	709 1071		81495	CABLE, BATTERY	1
9	709 1073		81495	CABLE, BATTERY	1
10	709 1098		81495	CABLE, BATTERY	1
11	709 1099		81495	CABLE, BATTERY	1
12	709 1072		81495	CABLE, BATTERY	1
13	709 1075		81495	CABLE, BATTERY	1
14	12182-6.3	1375-1/4-B-3	57137	TRIM, FLEX, 1/4 X 11/16 X 6.3"	1
15	200B2007-4		81495	CLAMP	4
16	081 308 13	DIN985-M8- 6/8-A4C	15526	LOCKNUT, M8	2
	085 113 24	DIN125A-M12- TP200-A4C	15526	PLAINWASHER, M12	2
	1209-3	DIN125A-M8- TP200-A4C	15526	PLAINWASHER, M8	2

WHEN ORDERING PARTS, SPECIFY MODEL NUMBER, SERIAL
NUMBER AND DESCRIPTION OF PART REQUIRED.

FIG IND NO	PART NO	VENDOR PART NO	FSCM	DESCRIPTION	QTY
17	709 1077	12258937	15207	SHUNT	1
18	071 406 48	DIN933-M6X 30-8.8-A4C	15526	BOLT, M6 X 30	2
	081 106 10	DIN934-M6- 10-A4C	15526	NUT, M6	2
	085 306 12	DIN127B-M6- HRC44-51-A4C	15526	LOCKWASHER, M6	2
19	12169-7.9	1375-3/8-B-3	57137	TRIM, FLEX 3/8 X 5/8 X 7.9"	1
20	1200-360	DIN933-M12- X25-8.8--A4C	15526	BOLT, M12 X 25	1
	085 312 21	DIN127B-M12- HRC44-51-A4C	15526	LOCKWASHER, M12	1
21	300 1001		81495	BOLT, 5/16C X 1-1/2 SQ. HD. GR2	1
	1210-79		81495	WASHER, INT-EXT, 3/8	1
22	1203-237		81495	CAPSCREW, 3/8C X 1 BRASS	1

WHEN ORDERING PARTS, SPECIFY MODEL NUMBER, SERIAL
NUMBER AND DESCRIPTION OF PART REQUIRED.

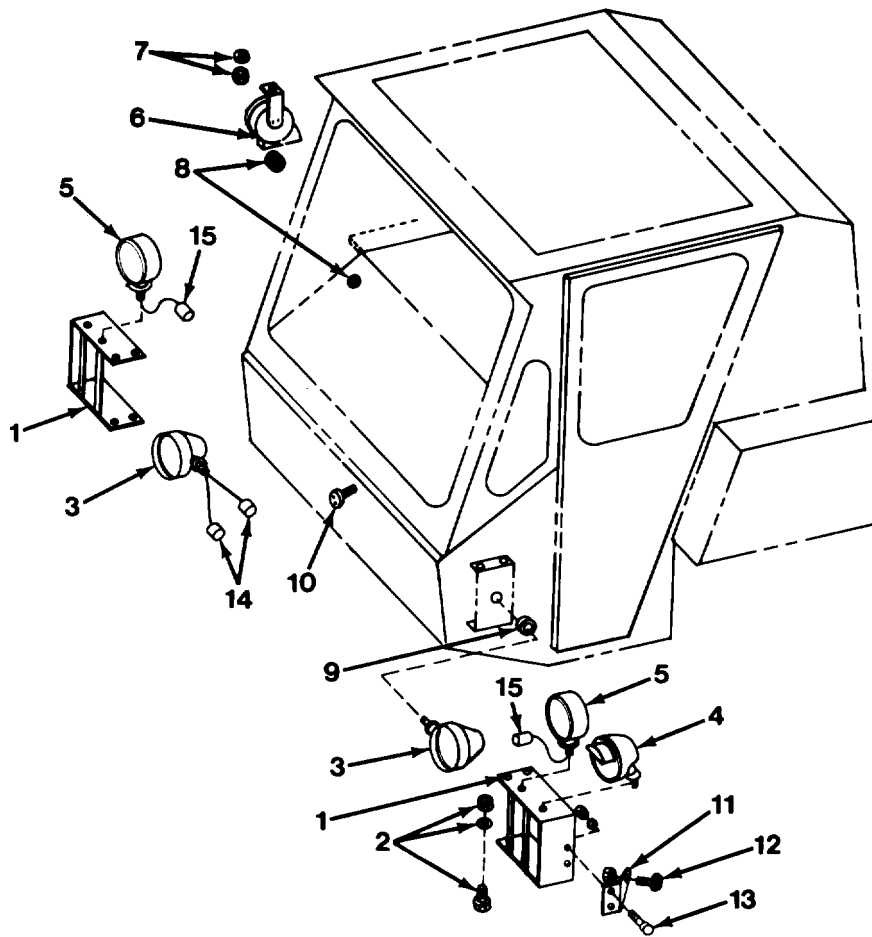


Figure 6-7. Front Electrical-1.

FIG IND NO	PART NO	VENDOR PART NO	FSCM	DESCRIPTION	QTY
1	709F1161		81495	Bracket	2
2	071 410 25	DIN933-M10 X25-8.8-A4C	15526	Capscrew, M10 x 25	8
	085 310 18	DIN127B-M10- HRC44-51-A4C	15526	Lockwasher, M10	8
	081 110 16	DIN934-M10- 10-A4C	15526	Nut, M10	8
3	709 1056	7501-24	78422	Headlight	2
	208170	4578	78422	Bulb	2

WHEN ORDERING PARTS, SPECIFY MODEL NUMBER, SERIAL NUMBER AND DESCRIPTION OF PART REQUIRED.

FIG IND NO	PART NO	VENDOR PART NO	FSCM	DESCRIPTION	QTY
4	709 1038	1030004	16528	HEADLIGHT, BLACKOUT	1
		MS51318-1	96906	LAMP ONLY (SEALED BEAM)	1
5	709 1036	752-2101	75175	TURN SIGNAL	2
	442 7000	GE 1591	24446	BULB	2
6	420 5933	A25774	21003	HORN	1
7	1209-95	DIN125A-M10- TP200-A4C	15526	PLAINWASHER, M12	1
	081 308 13	DIN985-M8- 6/8-A4C	15626	NUT, M8	1
8	1221-78	A828	70485	GROMMET	2
9	1221-108	2561	70485	GROMMET	4
10	420 2972	SPX1A- 60F25QC	85814	SWITCH, STOPLIGHT	1
11	709 1892		81495	BRACKET	1
12	709 1893		81495	BUMPER	1
	1205-35	21NE-054	72962	LOCKNUT, 5/16F	1
13	1200-365	DIN933-M8X 30-8.8-A4C	15526	BOLT, M8 X 30	2
	1209-3	DIN125A-M8- TP200-A4C	15526	WASHER, M8	2
	081 308 13	DIN985-M8- 6/8-A4C	15526	LOCKNUT, M8	2
	14	1223-748	C-63-1203	75037	TERMINAL, MALE

WHEN ORDERING PARTS, SPECIFY MODEL NUMBER, SERIAL
NUMBER AND DESCRIPTION OF PART REQUIRED.

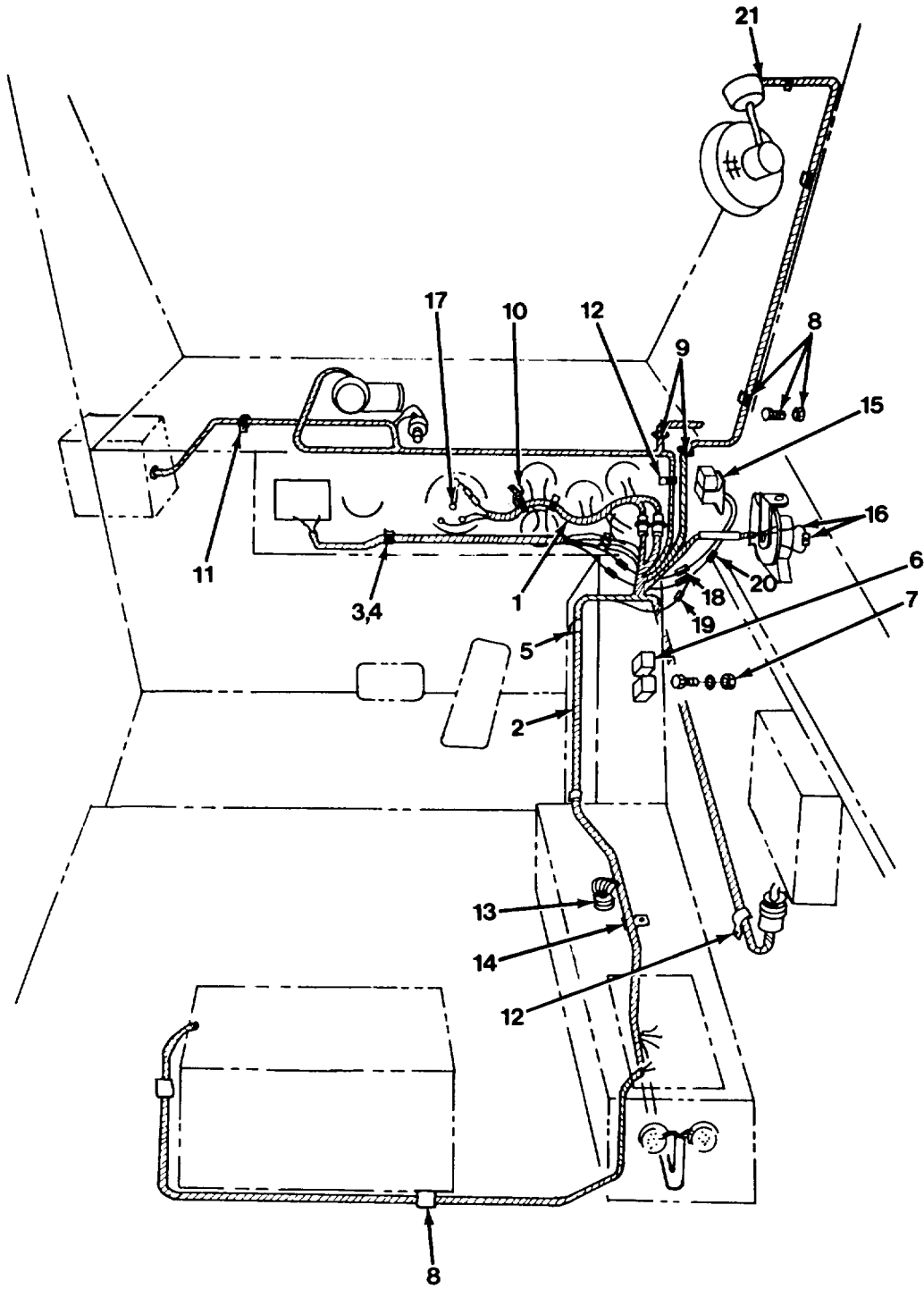


Figure 6-8. Front Electrical-2

(6-15 blank) 6-16

FIG IND NO	PART NO	VENDOR PART NO	FSCM	DESCRIPTION	QTY
1	709 1045		81495	HARNES	1
2	709 1048		81495	HARNES	1
3	1240-60		81495	CLAMP	1
4	085 106 12	DIN125A-M6-TP200-A4C	15526	WASHER, M6	1
	085 306 12	DIN127B-M6- HRC44-51-A4C	15526	LOCKWASHER, M6	1
	081 106 10	DIN934-M6-10-A4C	15526	NUT, M6	1
5	442 6295	PBMS-H25	06383	BUTTON, MOUNT	2
	1222-184	08-388	16956	WRAP, TIE	2
6	709 1087	0332-014-203	53867	RELAY	2
7	307 0000	DIN85A-M4X12-4.8-A4C	15526	BOLT, M4 X 12	2
	085 304 07	DIN127B-M4- HRC44-51-A4C	15526	LOCKWASHER, M4	2
	081 104 08	DIN934-M4-10-A4C	15526	NUT, M4	2
8	1240-10	115	76369	CLAMP	2
	071 405 16	DIN933-M5X10-8.8-A4C	15526	CAPSCREW, M5X10	2
	081 105 09	DIN934-M5-10-A4C	15526	NUT, M5	2
9	1221-78	A828	70485	GROMMET	2
10	1222-202	MS3367-3	96906	WRAP, TIE	6
11	200B2007-5		81495	CLAMP	1
12	200B2007-8		81495	CLAMP	1
13	330 1803		81495	WASHER, COPPER, 3/8 X 7/8 X .083	1
	081 308 13	DIN985-M8-6/8-A4C	15526	LOCKNUT, M8	1
14	081 308 13	DIN985-M8-6/8-A4C	15526	LOCKNUT, M8	1
	1209-95	DIN125A-M10- TP200-A4C	15526	WASHER, M12	1
	200B2007-10		81495	CLAMP	1
15	709 1092	120	77977	FLASHER	1
	1223-778		77977	CONNECTOR, FLASHER	1
	1211-24		81495	SCREW, #6 X 3/8 SL PAN HD THD CTG TYPE AB	2
16	442 6476	61765-2	04618	TERMINAL	1
	7094341		81495	WIRE W/DIODE	1
17	1223-7	MCU14-10R/LK	09581	TERMINAL	1
18	1223-751	C-54-1203	75037	TERMINAL, FEMALE	2
19	1223-748	C-63-1203	75037	TERMINAL, MALE	2
20	1223-299		81495	FUSE, 10A	1
21	1223-43		81495	GROMMET	1

WHEN ORDERING PARTS, SPECIFY MODEL NUMBER, SERIAL NUMBER AND DESCRIPTION OF PART REQUIRED.

Figure 6-9. Rear Electrical.

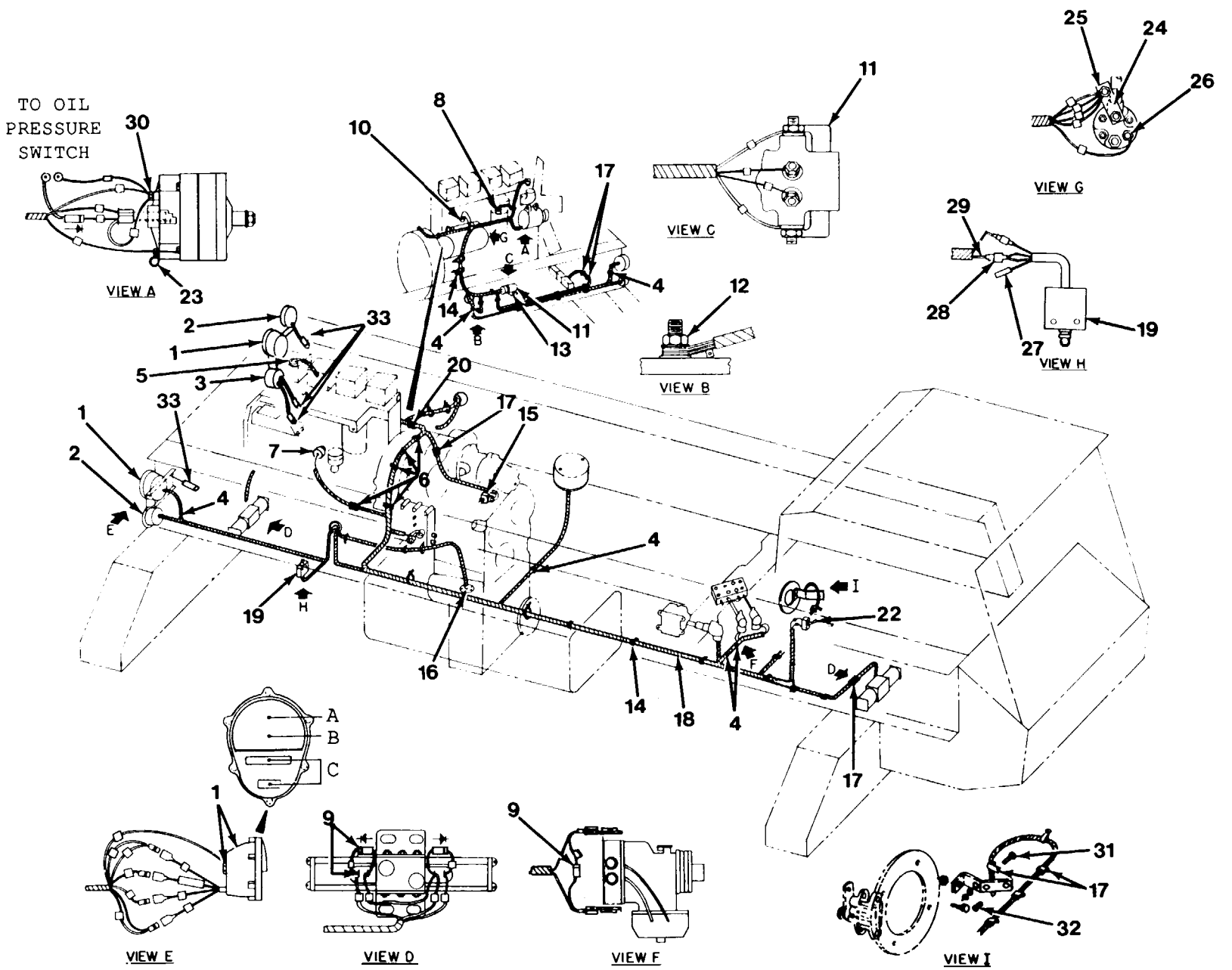


FIG IND NO	PART NO	VENDOR PART NO	FSCM	DESCRIPTION	QTY
1	709 1039	11614157	19207	LIGHT, TAIL	2
		MS-15570-623	96906	BULB-A (SERVICE TAIL)	1
		MS-35478-1683	96906	BULB-B (SERVICE TURN)	1
		MS-15570-1251	96906	BULB-C (BLACKOUT TAIL & STOP)	2
		1200-57	81495	CAPSCREW, 3/8C X 3/4 GR5	4
	1210-20	81495	LOCKWASHER, 3/8 REG	4	
2	420 4973	752-2601	75175	LIGHT, BRAKE	2
	442 7000	GE 1591	24446	BULB	2
3	1223-716	574-112	20308	ALARM, TRAVEL	1
	085 108 17	DIN125A-M8- TP200-A4C	15526	WASHER, M8	2
	085 306 12	DIN127B-M6- HRC44-51-A4C	15526	LOCKWASHER, M6	2
	081 106 10	DIN934-M6-10-A4C	15526	NUT, M6	2
4	200B2007-4		81495	CLAMP	26
	085 113 24	DIN125A-M12- TP200-A4C	15526	WASHER, M12	26
	085 108 17	DIN125A-M8- TP200-A4C	15526	WASHER, M8	26
	085 308 16	DIN127B-M8- HRC44-51-A4C	15526	LOCKWASHER M8	26
	081 108 12	DIN934-M8-10-A4C	15526	NUT, M8	26
5	709 1021	1505870	33755	SENDER, WATER TEMPERATURE	1
6	200B2007-40		81495	CLAMP	5
	200B2007-20		81495	CLAMP	1
	1200-360	DIN933-M12X 25-8.8-A4C	15526	CAPSCREW, M12 X 25	2
	085 312 21	DIN127B-M12- HRC44-51-A4C	15526	LOCKWASHER, M12	2
7	709 1020	1506177	33955	SENDER, OIL PRESSURE	1
	362 0048	2040-2-2S	01276	CONNECTOR	1

WHEN ORDERING PARTS, SPECIFY MODEL NUMBER, SERIAL NUMBER AND DESCRIPTION OF PART REQUIRED.

FIG IND NO	PART NO	VENDOR PART NO	FSCM	DESCRIPTION	QTY
8	420 2970	SP-28-4R	85814	SWITCH, OIL PRESSURE	1
9	709 4341		81495	WIRE UNIT, DIODE	4
	442 6476	61765-2	04618	TERMINAL	8
10	1210-80		81495	WASHER, INT.-EXT. TOOTH, 1/2	1
	1200-360	DIN933-M12X 25-8.8-A4C	15526	CAPSCREW, M12 X 25	1
11	420 2965	24008-02	13445	SOLENOID, STARTER	1
12	1210-79		81495	WASHER, INT.-EXT. TOOTH, 3/8 (TOP)	1
	1205-224	DIN934-M10-BRASS	15526	NUT, M10, BRASS	1
	1210-80		81495	WASHER, INT-EXT. TOOTH, 1/2 (BOTTOM)	1
13	1200-382	DIN933-M6X12- 8.8-A4C	15526	CAPSCREW, M6 X 12	2
	085 106 12	DIN125A-M6- TP200-A4C	15526	PLAINWASHER, M6	2
	085 306 12	DIN127B-M6- HRC44-51-A4C	15526	LOCKWASHER, M6	2
14	1222-202	MS3367-3	96906	WRAP, TIE	14
15	709 1022	52320-010	33955	SENDER TRANSMISSION TEMPERATURE	1
16	709 1019	40777-049	33955	SENDER, FUEL	1
	208341	9610070	33955	GASKET	1
	071 405 24	DIN933-M5X 16-8.8-A4C	15526	CAPSCREW M5 X 16	5
	085 305 09	DIN127B-M5- HRC44-51-A4C	15526	LOCKWASHER, M5	5
17	200B2007-2		81495	CLAMP	11
	1200-360	DIN933-M12X25- 8.8-A4C	81495	CAPSCREW, M12 X 25	3
	085 312 21	DIN127B-M12- HRC44-51-A4C	15526	LOCKWASHER, M12	4
18	709 1044		81495	HARNES, WIRE, MAIN & ENGINE	1

WHEN ORDERING PARTS, SPECIFY MODEL NUMBER, SERIAL
NUMBER AND DESCRIPTION OF PART REQUIRED

FIG IND NO	PART NO	VENDOR PART NO	FSCM	DESCRIPTION	QTY
19	SEE FIG 6-14			SWITCH	1
20	1240-51	900729-3	01276	CLAMP	1
21	1222-184	08-388	16956	WRAP,TIE	1
22	1223-673	MS24658-23D	96906	SWITCH, TOGGLE	1
23	200B2007-7		81495	CLAMP	1
	1200-362	DIN933-M8- X20-8.8-A4C	15526	CAPSCREW, M8 X 20	1
24	709 1832		81495	CONNECTOR	1
25	1203-237		81495	CAPSCREW, 3/8CX1, BRASS	1
	1210-20		81495	LOCKWASHER, 3/8 REG	2
	1205-225		81495	JAM NUT, 3/8C, BRASS	2
26	1205-3		81495	NUT, #8-32	1
27	12502-1	603324-1	04618	SLEEVE, SHRINK 1/8 - 1/16 X 1"	1
28	12166-1	603327-1	04618	SLEEVE, SHRINK 3/8 - 3/16 X 1"	1
29	1223-751	C-54-1203	75037	TERMINAL	1
30	1205-210	DIN985-M6-6/8-A4C	15526	LOCKNUT, M6 X 1	1
31	1200-365	DIN933-M8X 30-8.8-A4C	15526	CAPSCREW, M8 X 30	1
	085 308 16	DIN127B-M8 HRC44-51-A4C	15526	LOCKWASHER, M8	1
	081 108 12	DIN934-M8-10-A4C	15526	NUT, M8	1
32	709 4331		81495	WIRE UNIT, DIODE	1
33	1223-748	C-63-1203	75037	TERMINAL, MALE	4

WHEN ORDERING PARTS, SPECIFY MODEL NUMBER, SERIAL NUMBER AND DESCRIPTION OF PART REQUIRED.

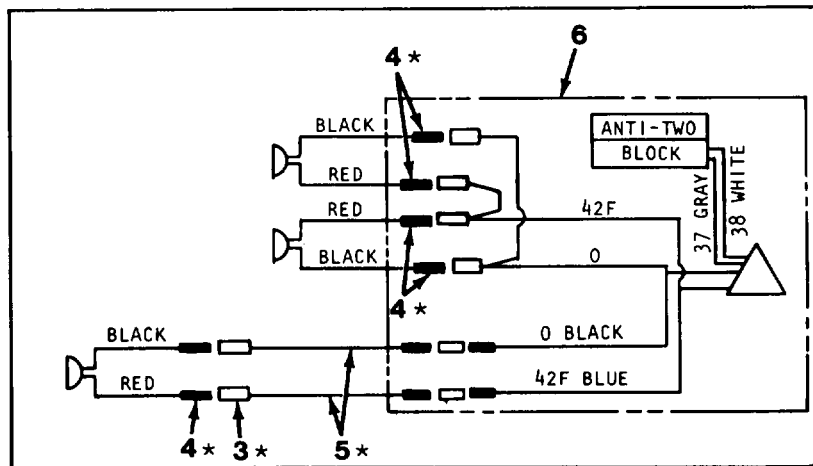
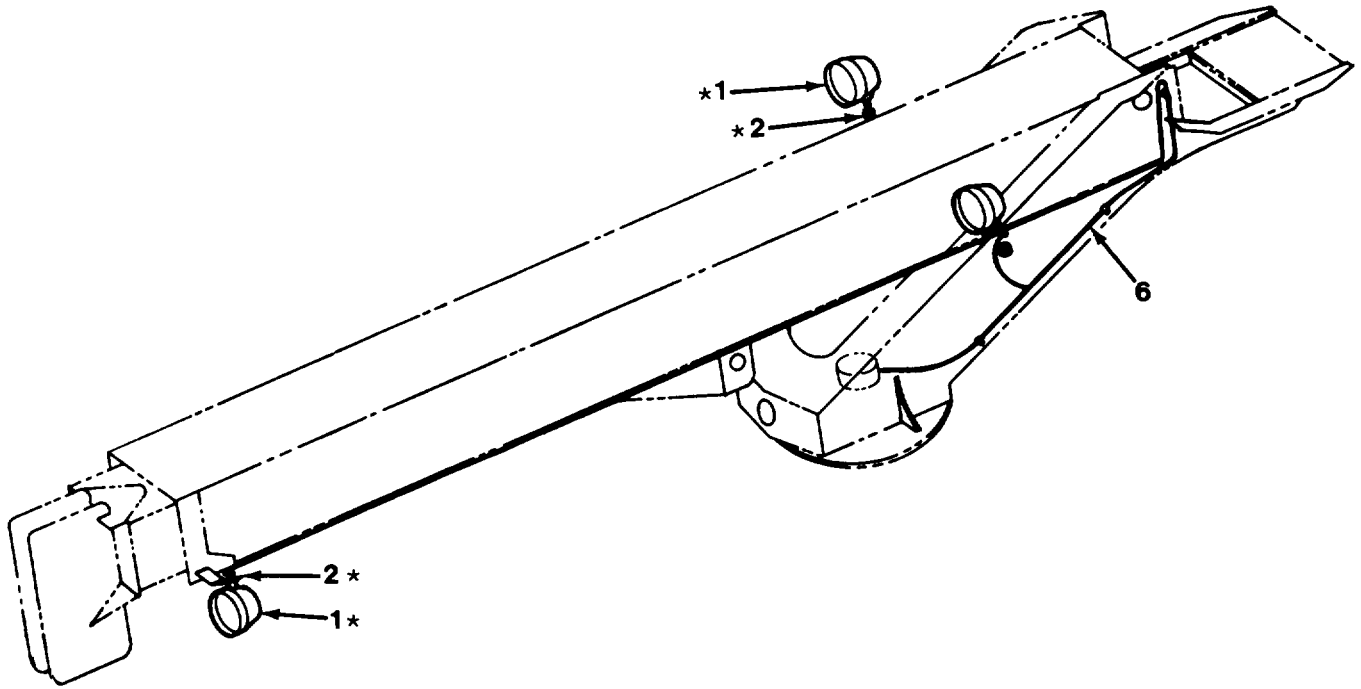


Figure 6-10 Work Lights.

FIG IND NO	PART NO	VENDOR PART NO	FSCM	DESCRIPTION	QTY
	709A1469		81495	WORK LIGHT ASSEMBLY (INCL. ITEMS MARKED WITH *)	1
1	709 1056	7501-24*	78422	LIGHT	3
	208170	4578	78422	BULB	3
2	709 1878		81495	SPACER	2
3	1223-751	C-54-1203*	75037	TERMINAL, FEMALE	2
4	1223-748	C-63-1203*	75037	TERMINAL, MALE	6
5	1223-217	11145*	19328	WIRE, 14 GA 19X27	500 IN
6	709 1046		81495	HARNESS, WIRE	REF.

WHEN ORDERING PARTS, SPECIFY MODEL NUMBER, SERIAL
NUMBER AND DESCRIPTION OF PART REQUIRED.

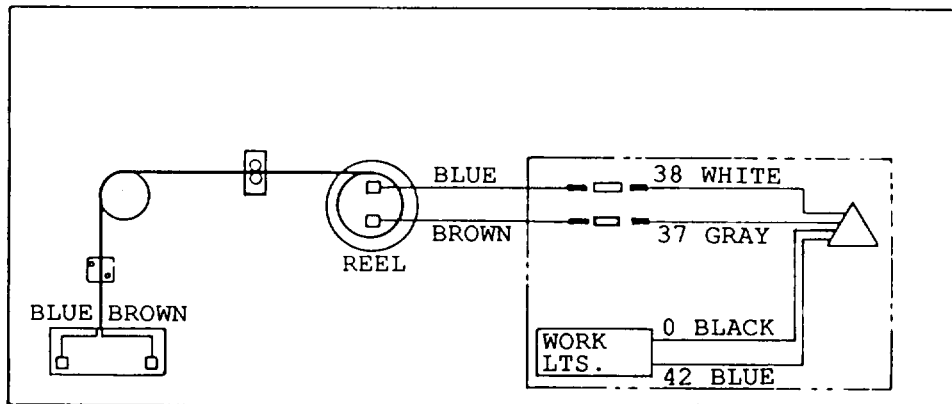
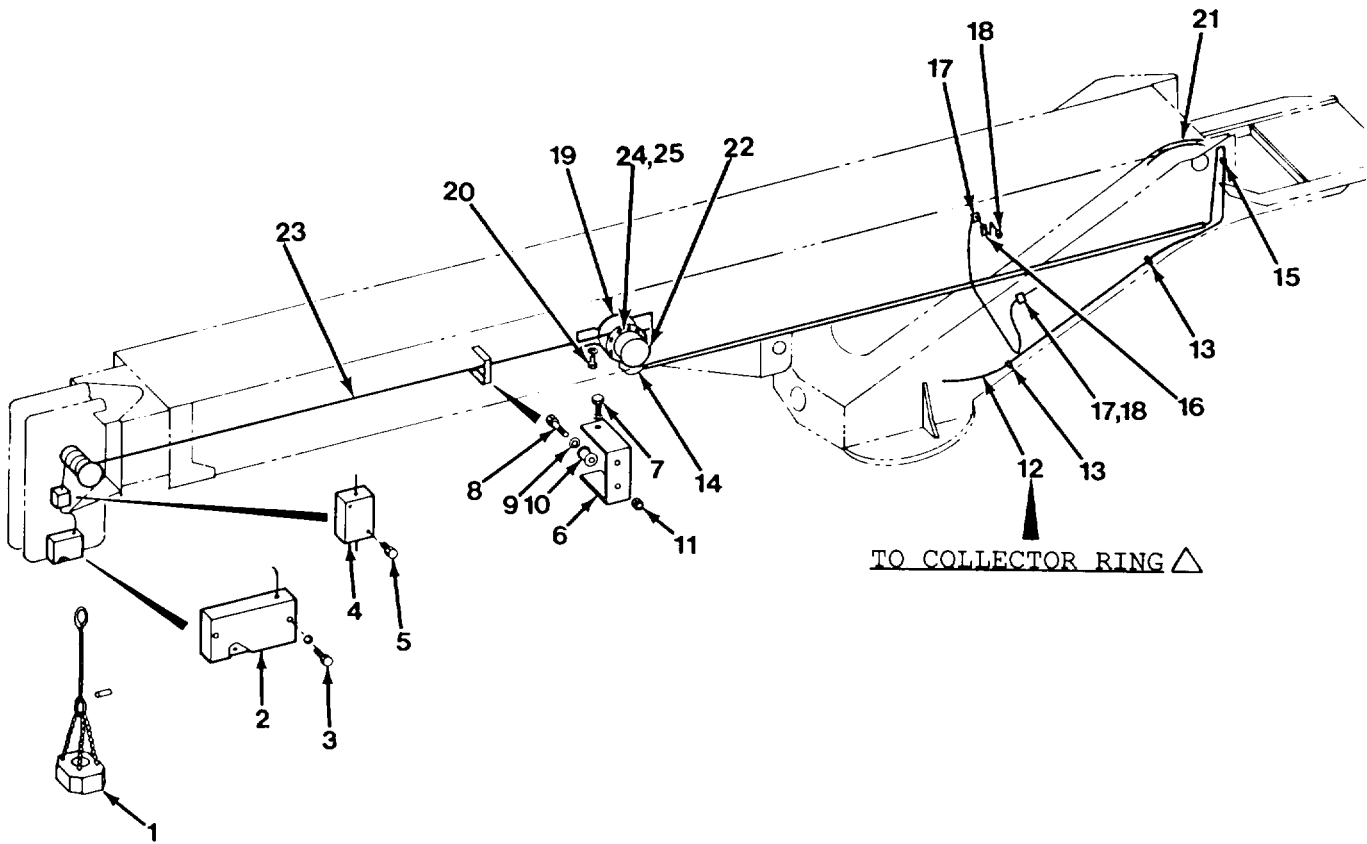


Figure 6-11. Anti-Two Block Assembly.

FIG IND NO	PART NO	VENDOR PART NO	FSCM	DESCRIPTION	QTY
	709A1501		81495	ANTI-TWO BLOCK ASSEMBLY (INCL. ITEMS 1 THRU 21)	1
1	708 0276	62.0005	58584	COUNTERWEIGHT (INCL. THE FOLLOWING)	1
		96.691208/80	58584	SCREW, M8 X 80 SOCK HEAD	
		62.00001	58584	CHAIN 1	1
		6200002	58584	CHAIN 2	2
		61.00030	58584	SHACKLE	3
		96.93408	58584	NUT, M8	2
		96.12708	58584	LOCKWASHER, M8	2
2	708 0275	61.0002	58584	SWITCH, ANTI-TWO BLOCK	1
3	071 308 24	DIN931-M8X 50-838-A4C	15526	CAPSCREW, M8 X 50MM	2
	085 308 16	DIN127B-M8- HRC44-51-A4C	15526	LOCKWASHER, M8	2
4	709 1587	39.40002	58584	BLOCK, CLAMPING	1
5	072 308 29	DIN912-M8X 40-12.8-A4C	15526	CAPSCREW, M8 X 40MM	2
6	709 1591		81495	BRACKET, ROLLER	1
7	071 410 24	DIN933-M10X 25-8.8-A4C	15526	CAPSCREW, M10 X 25	2
	085 310 18	DIN127B-M10- HRC44-51-A4C	15526	LOCKWASHER, M10	2
8	709 1593		81495	SCREW, SHOULDER (MANUFACTURED)	2
9	330 1405	0305D005	70281	WASHER, FLAT 1/4	2
10	709 1592		81495	ROLLER	2
11	340 1918		81495	LOCKNUT, 1/4C DEF THD GRADE C CAD. PL.	2
12	709 1046		81495	HARNESS, WIRE	1

WHEN ORDERING PARTS, SPECIFY MODEL NUMBER, SERIAL
NUMBER AND DESCRIPTION OF PART REQUIRED.

FIG IND NO	PART NO	VENDOR PART NO	FSCM	DESCRIPTION	QTY
13	200B2007-21		81495	CLAMP	2
14	12422-1	97.021	58584	WIRE, 2X1 QMM C CODE	90
15	200B2007-3		81495	CLAMP	1
16	200B2007-3		81495	CLAMP	1
17	200B2007-4		81495	CLAMP	1
18	081 308 13	DIN985-M8- 6/8-A4C	15526	NUT, M8	3
	085 108 17	DIN125A-M8- TP200-A4C	15526	WASHER, M8	3
19	709 1590	30.20112	58584	REEL, CABLE	1
20	071 410 36	DIN933-M10- X40-8.8-A4C	15526	CAPSCREW, M10 X 40	1
	085 310 19	DIN127B-M10- HRC44-51-A4C	15526	LOCKWASHER, M10	1
21	1284-15		81495	LOOM, 3/8 ID X 15"	1
22		12067	58584	COVER	1
23		12297	58584	CABLE (12 M)	1
24		10313	58584	WASHER, NYLON	6
25		21808	58584	NUT, ACORN	6

WHEN ORDERING PARTS, SPECIFY MODEL NUMBER, SERIAL
NUMBER AND DESCRIPTION OF PART REQUIRED.

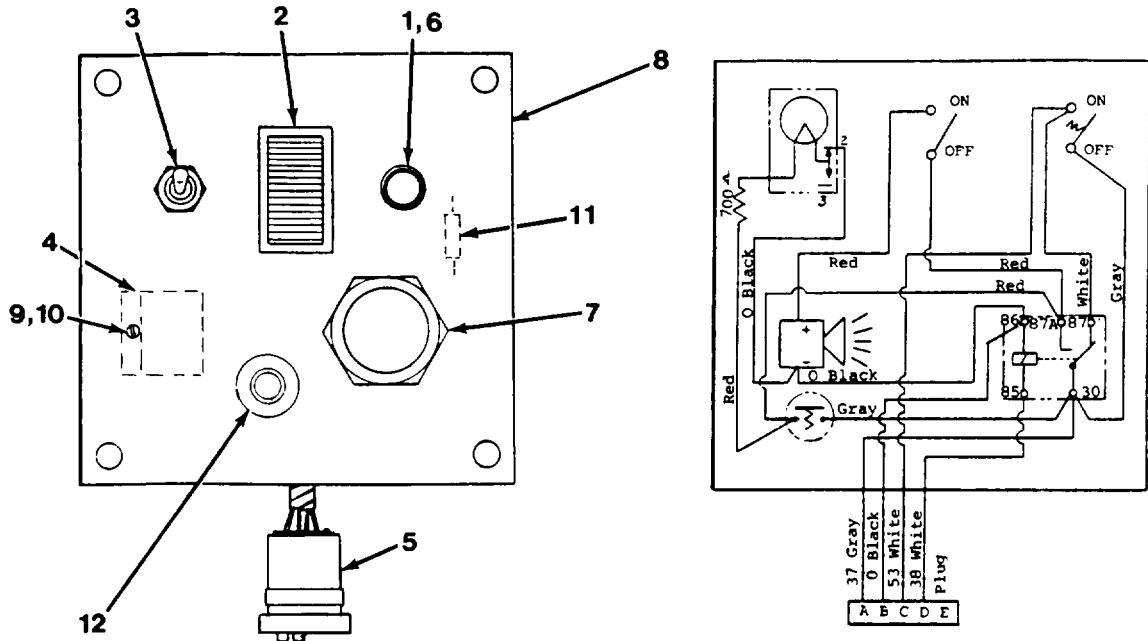


Figure 6-12. Anti-Two Block Control Panel.

FIG IND NO	PART NO	VENDOR PART NO.	FSCM	DESCRIPTION	QTY
	709 1047	RCK-19 BN 1	52729	Panel, Anti-Two Block (Incl. Items 1 thru 12)	1
1	709 1057	813-1030-1471 506	72619	Light (Incl. Item 6)	1
	442 1047	813-1431	72619	Cap, Lens	1
2	1223-706	8055K23ZIM	55588	Switch	1
3	207706	MS24523-30	96906	Switch	1
4	207707	0332-204-203	53867	Relay	1
5	208365	RC90417	52729	Harness, Wire	1
6	709 1058	521-9181	72619	Bulb	1
7	207710	MC-07-130-24V	56493	Horn	1
8	709 1177		81495	Plate	1
9	207713	DIN85A-M3x 12-8.8-A33	15526	Screw, M3 x 10mm	1
	208366	RC13278-6	52729	Washer, Internal tooth #6	1
10	207714	DIN439B-04 -M3-A4A33	15526	Nut, M3	1
11	207715	RCR32G751JS	81349	Resistor	1
12	207716	P3-32111	15703	Switch	1

WHEN ORDERING PARTS, SPECIFY MODEL NUMBER, SERIAL NUMBER AND DESCRIPTION OF PART REQUIRED.

FIG IND NO	PART NO	VENDOR PART NO	FSCM	DESCRIPTION	QTY
	709A1787		81495	COLLECTOR RING ASS'Y (INCL. ITEMS 1 THRU 27)	1
1	709F1783		81495	BRACKET	1
2	071 410 08	DIN933-M10X 16-8.8-A4C	15526	CAPSCREW, M10 X 16	5
3	085 110 21	DIN125A-M10- TP200-A4C	15526	LOCKWASHER, M10	2
4	1222-184	08-388	16956	WRAP, TIE	18
5	709 1070		81495	RING, COLLECTOR (INCL. ITEMS 6 THRU 10)	1
6	709 1803	RC8637A-3.75	52729	COLUMN	1
7	709 1802	RC11096D3.00	52729	COVER	1
	208199	RC8223	52729	DISC, PLASTIC	1
8	709 1801	RC90250	52729	HARNESS, LOWER	1
9	709 1800	RC90251	52729	HARNESS, UPPER	1
10	709 1804	RC850A-4	52729	RING, COLLECTOR (INCL. ITEMS 11 THRU 27)	1
11	208200	RC80396B	52729	BASE	1
12	207701	RC8084	52729	BEARING	1
13	207702	RC8010-"L"	52729	STUD, 5/16C	2
14	1205-25		81495	NUT, 5/16C	4
15	1210-17		81495	LOCKWASHER, 5/16 REG	2
16	207703	RC861-A04BN3	52729	CORE	1
17	29873	RC8005	52729	BRUSH AND HOLDER	4
18	29872	RC8082	52729	SPRING	4
19	208169	RC13093	52729	SETSCREW, 1/4C X 1/2, KNURL PT	2
20	29871	RC8066	52729	BEARING, TOP	1
21	208201	RC13078	52729	COLLAR SET	4
22	208354	RC8547	52729	WASHER, 5/16 X 1/16	AR
	208355	RC8548	52729	WASHER, 5/16 X 1/8	AR
23	208353	RC8549	52729	SPACER, BRUSH	2
24	1200-29		81495	CAPSCREW, 5/16C X 3/4 GR5	1
25	208356	RC1369	52729	WASHER, SEAL	3
26	208355	RC8548	52729	WASHER, 5/16 X 1/8	1
27	208357	RC13166	52729	NUT, NYLON ACORN, 5/16C	1

WHEN ORDERING PARTS, SPECIFY MODEL NUMBER, SERIAL
NUMBER AND DESCRIPTION OF PART REQUIRED.

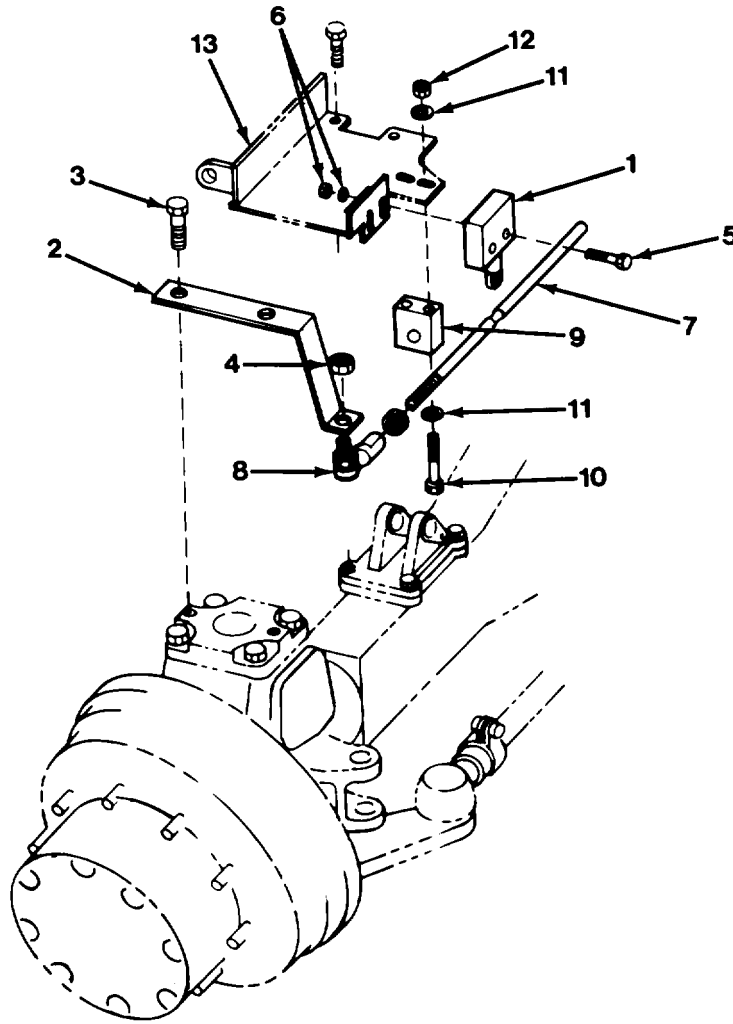


Figure 6-14. Axle Centering Light Switch Assembly.

FIG IND NO	PART NO	VENDOR PART NO	FSCM	DESCRIPTION	QTY
	709A1788		81495	AXLE CENTERING LIGHT ASS'Y (INCL. ITEMS 1 THRU 12)	1
1	442 2201	914CE2-3	36476	SWITCH	1
2	709 1790		81495	PLATE	1
3	071 412 16	DIN933-M12X 20-8.8-A4C	15526	CAPSCREW, M12 X 20	2
4	1205-62		81495	NUT, JAM 1/2F	2
5	072 305 25	DIN912-M5X 25-8.8-A4C	15526	CAPSCREW, SOCKET HEAD M5 X 25	2
6	340 0000	DIN982-M5- 6/8-A4C	15526	NUT, HEX ZINC M5	2
	1209-1		81495	PLAINWASHER, 3/16 REG	2
7	709 1821		81495	ROD	1
8	414 2201		81495	END, ROD	1
9	709 4294		81495	BLOCK	1
10	318 2301	DIN931-M10- 1.50 X 80- 8.8-A4C	15526	CAPSCREW, M10 X 80	2
11	1209-95	DIN125A-M10- TP200-A4C	15526	PLAINWASHER, M10	4
12	081 310 16	DIN985-M10- 6/8-A4C	15526	LOCKNUT, M10	2
13	SEE FIG 10-9			BRACKET	1

WHEN ORDERING PARTS, SPECIFY MODEL NUMBER, SERIAL
NUMBER AND DESCRIPTION OF PART REQUIRED.

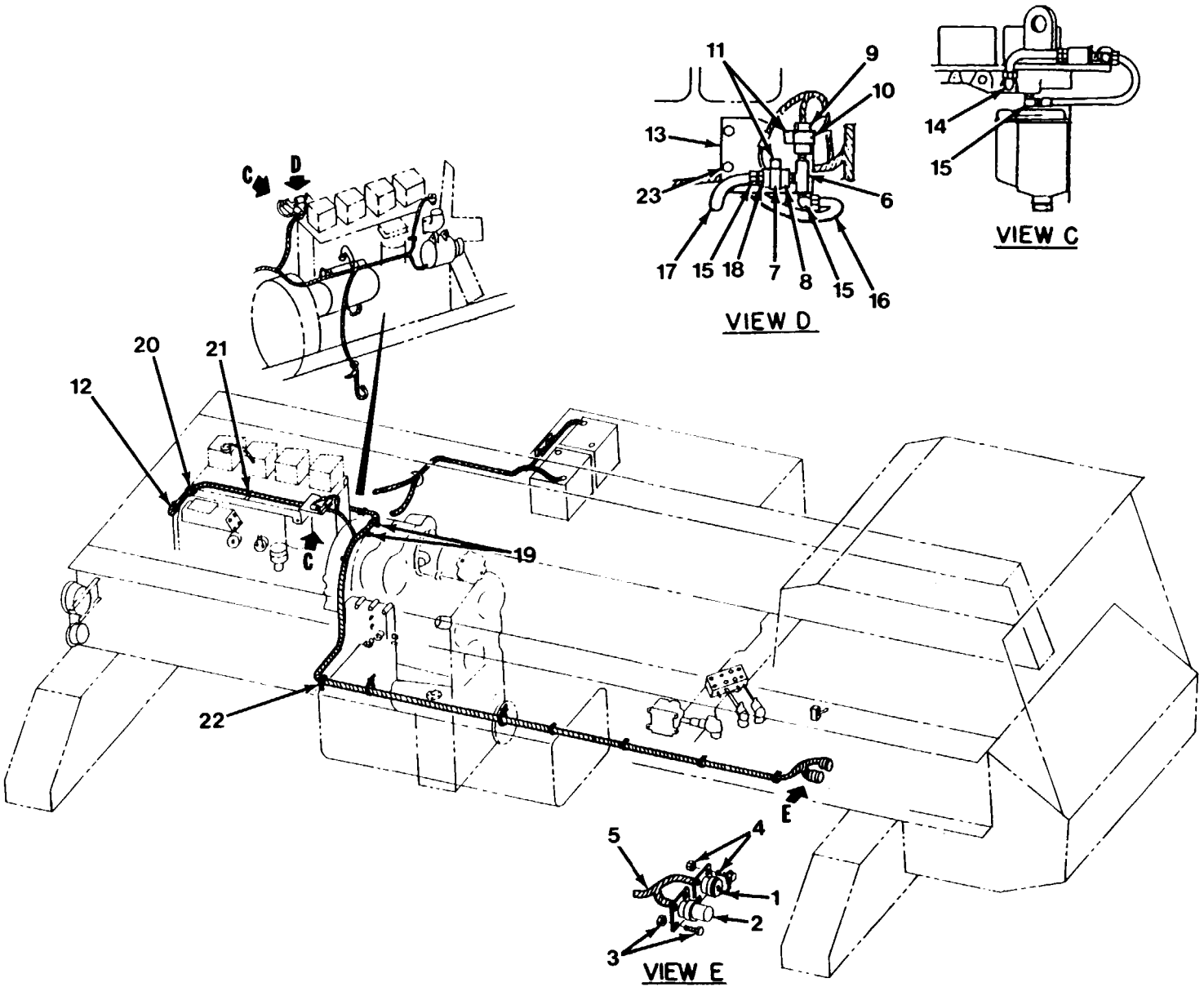


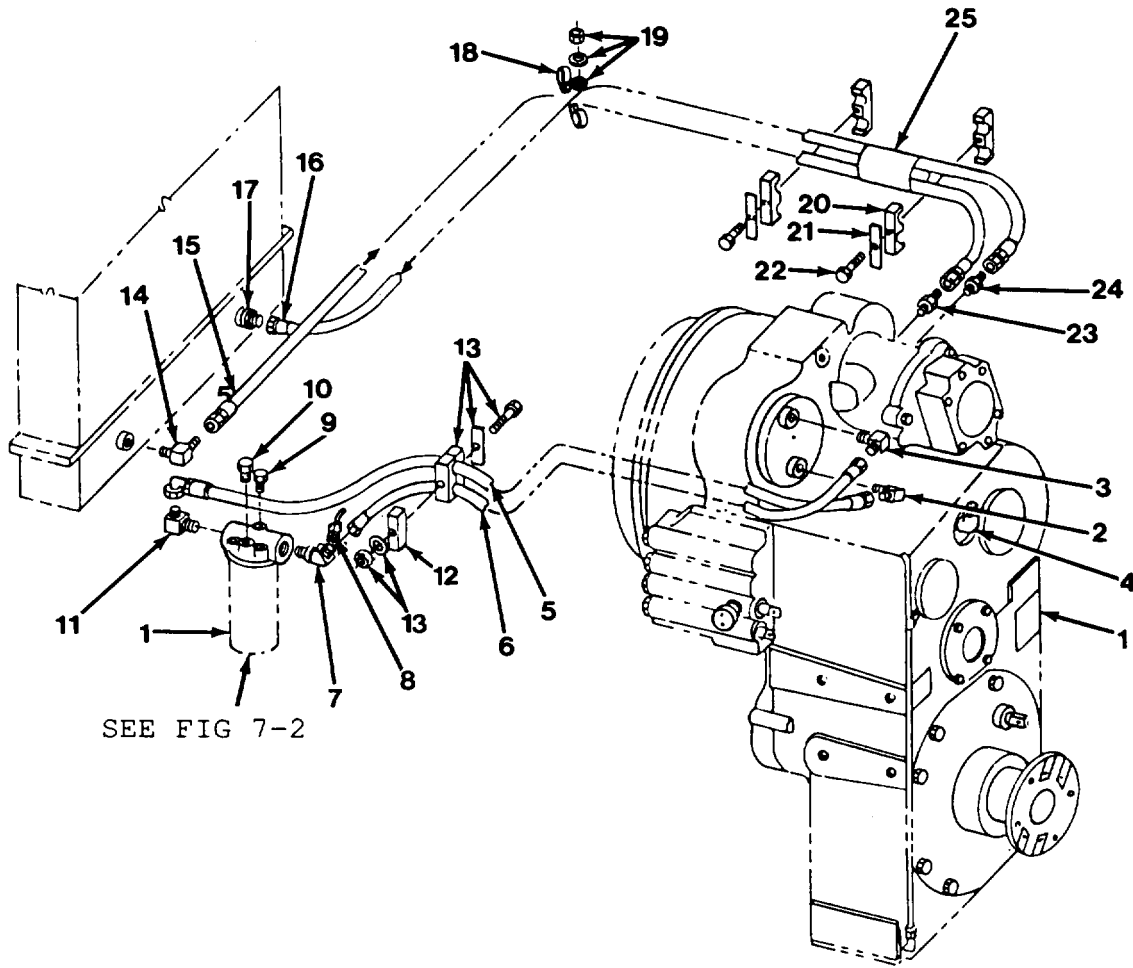
Figure 6-15. STE-ICE Electrical System.

FIG IND NO	PART NO	VENDOR PART NO	FSCM	DESCRIPTION	QTY
	709A1199		81495	STE-ICE ELECTRICAL ASS'Y (INCL. ITEMS 1 THRU 23)	1
1	709 1084		81495	CAP	1
2	709 1043		81495	MODULE, RESISTOR	1
3	072 103 37	DIN84-M3X 20-4.8-A4C	15526	BOLT, M3 X 20 MM	4
	081 103 05	DIN934-M3- 8-A4C	15526	NUT, M3	4
4	072 104 32	DIN84-M4X 16-4.8-A4C	15526	BOLT, M4 X 20 MM	4
	081 104 08	DIN934-M4- 10-A4C	15526	NUT, M4	4
5	709 1371		81495	HARNESS, WIRE	1
6	1219-610	2091-4-4S	01276	TEE	1
7	200B2007-14		81495	CLAMP	1
8	709 1081	12258938	19207	SWITCH, PRESSURE	1
9	709 1083	12258932-5	19207	TRANSDUCER, PRESSURE	1
10	200B2007-8		81495	CLAMP	1
11	071 410 24	DIN933-M10X 25-8.8-A4C	15526	CAPSCREW, M10 X 25	2
	081 110 16	DIN934-M10- 10-A4C	15526	NUT, M10	2
12	709 1082	12258931-2	19207	SENDER, TACHOMETER	1
13	709 1793		81495	PLATE	1
14	709 1369		81495	SCREW, BANJO MANUFACTURED	2
15	12019-53	2003-4-4B	01276	ADAPTER	3
16	709 1275-13		81495	HOSE	1
17	709 1275-13		81495	HOSE	1

WHEN ORDERING PARTS, SPECIFY MODEL NUMBER, SERIAL NUMBER AND DESCRIPTION OF PART REQUIRED.

FIG IND NO	PART NO	VENDOR PART NO	FSCM	DESCRIPTION	QTY
18	12019-60	48F-4-4B	57760	ADAPTER	1
19	200B2007-22		81495	CLAMP	2
20	200B2007-20		81495	CLAMP	1
21	200B2007-63		81495	CLAMP	2
22	200B2007-13		81495	CLAMP	1
23		3903200	15434	SCREW, HEX HEAD CAP, M12- 1.75 X 25	2

WHEN ORDERING PARTS, SPECIFY MODEL NUMBER, SERIAL
NUMBER AND DESCRIPTION OF PART REQUIRED.



SEE FIG 7-2

Figure 7-1. Transmission Hoses, Lines and Fittings

FIG IND NO	PART NO	VENDOR PART NO	FSCM	DESCRIPTION	QTY
1	See Fig 7-2			Transmission	1
2	1219-802	2062-12-12S	01276	* Elbow	1
3	1219-802	2062-12-12S	01276	* Elbow	1
4	1219-154		81495	Elbow, 90° Street 1-1/4 NPT	1

WHEN ORDERING PARTS, SPECIFY MODEL NUMBER, SERIAL NUMBER AND DESCRIPTION OF PART REQUIRED

FIG IND NO	PART NO	VENDOR PART NO	FSCM	DESCRIPTION	QTY
5	709 1264-54		81495	HOSE	1
6	709 1267-50		81495	HOSE	1
7	709 1338		81495	* TEE (MANUFACTURED)	1
8	709 1067	7-2177-4	86768	VALVE, OIL SAMPLE	1
9	1200-29		81495	CAPSCREW, 5/16C X 3/4 GR5	3
10	1219-624	05CP-8	57760	* PLUG, BOSS	1
11	12019-218	2062-16-12S	01276	* ELBOW	1
12	709 1286		81495	SPACER	1
13	365 0215	5318/318PCN	53790	CLAMP	1
	1240-155	GD-GD-5	53790	PLATE	1
	071 308 64	DIN921-M8- 1.25-8.8-A4C	15526	CAPSCREW, M8 X 100	1
	1209-3	DIN125A-M8- TP200-A4C	15526	PLAINWASHER, M8	1
	081 308 13	DIN985-M8- 6/8-A4C	15526	NUT, M8	1
14	1219-764	2024-12-16S	01276	ELBOW	1
15	709 1265-73		81495	HOSE	1
16	709 1265-58		81495	HOSE	1
17	1219-582	2021-12-16S	01276	ADAPTER	1
18	200B2007-13		81495	CLAMP	2
19	081 308 13	DIN985-M8- 6/8-A4C	15526	NUT, M8	1
	085 108 17	DIN125A-M8- TP200-A4C	15526	PLAINWASHER, M8	1
	085 113 24	DIN125A-M12- TP200-A4C	15526	PLAINWASHER, M12	1
20	372 1526	5381-381PCH	53790	CLAMP	2
21	708 1029		81495	PLATE	2
22	071 308 40	DIN931-M8 X 70-8.8-A4C	15526	CAPSCREW, M8 X 70	2
23	1219-282	202702-16-16S	01276	* ADAPTER	1
24	709 1287		81495	* ADAPTER MANUFACTURED	1
25	12175-12		81495	SLEEVE	1

* REFER TO ANNEX A FOR O-RINGS

WHEN ORDERING PARTS, SPECIFY MODEL NUMBER, SERIAL
NUMBER AND DESCRIPTION OF PART REQUIRED.

TM5-3810-305-24P

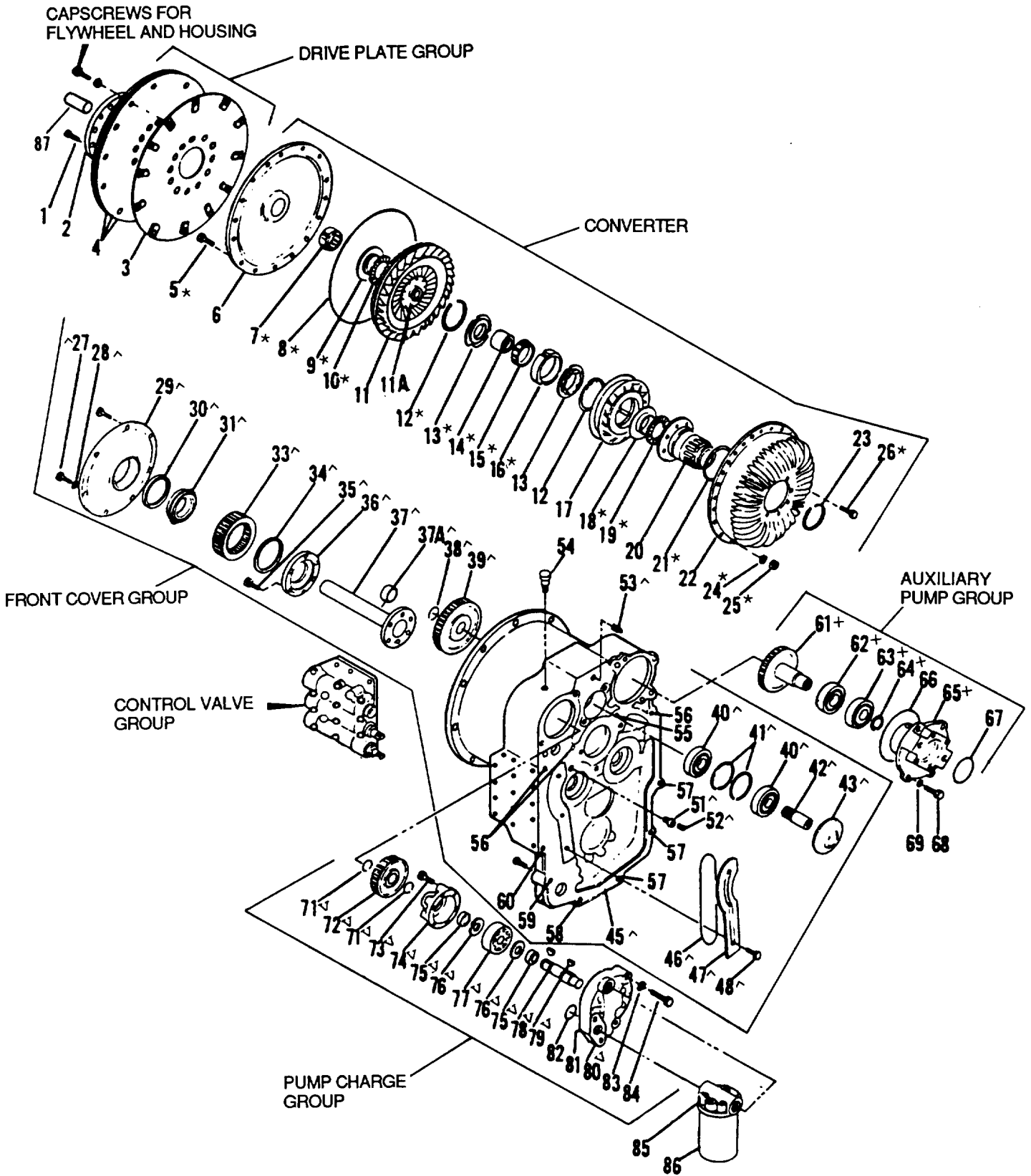


Figure 7-2. Transmission Assembly - 1.

FIG IND NO	PART NO	VENDOR PART NO	FSCM	DESCRIPTION	QTY
	709 1301	1724E11DB	96105	TRANSMISSION	1
	206915	4046756	96105	DRIVE PLATE GROUP (INCL. ITEMS 1 THRU 4)	1
	206927	4045966	96105	CONVERTER (INCL. ITEMS 5 THRU 26)	1
	206933	4045961	96105	CONVERTER HARDWARE GROUP (INCL. ITEMS MARKED WITH *)	1
	206878	4005722	96105	FRONT COVER GROUP (INCL. ITEMS 27 THRU 60)	1
	206879	4005723	96105	FRONT COVER ASSEMBLY (INCL. ITEMS MARKED WITH ^)	1
	207052	4006274	96105	AUXILIARY PUMP GROUP (INCL. ITEMS 61 THRU 70)	1
	207053	4006273	96105	ADAPTER ASSEMBLY (INCL. ITEMS MARKED WITH +)	1
	207102	4005757	96105	PUMP CHARGE GROUP (INCL. ITEMS 71 THRU 84)	1
	207103	4005758	96105	PUMP, CHARGE (INCL. ITEMS MARKED WITH V)	1
1	206919	F1003012	96105	CAPSCREW, 3/8 X 3/4 GR5	12
2	206918	4046750	96105	RING	1
3	206917	4046755	96105	DRIVE PLATE	1
4	206916	4046754	96105	PLATE, DRIVE	3
5	206945	F1002020H8*	96105	CAPSCREW, 5/16 X 1-1/4 GR8	20
6	206932	4045767	96105	FRONT COVER	1
7	206942	F460268*	96105	BEARING	1
8	206943	4045236*	96105	SEAL, LATHE CUT	1
9	206941	F5543244*	96105	RACE, THRUST	2
10	206940	F5503244*	96105	BEARING, NEEDLE THRUST 1	1
11	206929	4045884	96105	TURBINE	1
11A	206950	4045888	96105	HUB, TURBINE	1
12	206935	4003456*	96105	RING, RETAINER (INTERNAL)	2
13	206936	4045899*	96105	RETAINER, CLUTCH	2
14	206937	4045492*	96105	RACE, INNER CLUTCH 1	1

WHEN ORDERING PARTS, SPECIFY MODEL NUMBER, SERIAL
NUMBER AND DESCRIPTION OF PART REQUIRED.

FIG IND NO	PART NO	VENDOR PART NO	FSCM	DESCRIPTION	QTY
15	206939	4045081*	96105	SPRAG CLUTCH	1
16	206938	4045726*	96105	RACE, OUTER CLUTCH	1
17	206930	4045911	96105	STATOR	1
18	206949	4045901*	96105	WASHER, THRUST	4
19	206948	F5513650*	96105	BEARING, NEEDLE, THRUST	2
20	206931	4045667	96105	HUB, IMPELLER	1
21	206934	F37010045*	96105	RING, O	1
22	206928	4045579	96105	IMPELLER	1
23	206952	4000497	96105	RING, SEAL	1
24	206947	4003680*	96105	WASHER, PLAIN (SPECIAL)	28
25	206946	F826SOHO518B*	96105	NUT, HEX LOCK, 5/16C - 3BGRB	20
26	206944	F104208*	96105	BOLT, PLACE, 5/16C X 1/2 GR5	8
27	206904	F1003014^	96105	CAPSCREW, 3/8C X 7/8 GR5	7
28	206903	4028801^	96105	GASKET, PLASTIC	3
29	206900	4001041^	96105	RETAINER, BEARING	1
30	206902	F65275^	96105	SEAL, OIL	1
31	206901	FMRC114KSG^	96105	BEARING, W/SNAP RING	1
32				NOT APPLICABLE	
33	206899	4001120^	96105	GEAR, IMPELLER HUB	1
34	206898	4002600^	96105	WASHER, THRUST	1
35	206897	F1002016^	96105	CAPSCREW, 5/16C X 1 GR5	6
36	206896	4001117^	96105	PLATE, COVER	1
37	206895	40B1000^	96105	TUBE, STATOR SUPPORT	1
37A	206888	4005295^	96105	SLEEVE BORE, FRONT	3
38	206892	F39010131^	96105	RING, SNAP, 5/16 EXT	1
39	206889	40A1115^	96105	GEAR, AUXILIARY PUMP	1

WHEN ORDERING PARTS, SPECIFY MODEL NUMBER, SERIAL
NUMBER AND DESCRIPTION OF PART REQUIRED.

FIG IND NO	PART NO	VENDOR PART NO	FSCM	DESCRIPTION	QTY
40	206891	F40307^	96105	BEARING	2
41	206893	F39000315^	96105	RING, SNAP, INT 3.149	2
42	206890	4001044^	96105	SHAFT, AUXILIARY PUMP	1
43	206894	4006906^	96105	COVER, SAE A	1
45	206880	40A1883^	96105	COVER, FRONT	1
46	206883	4003328^	96105	RING, SEAL	1
47	206884	40A1125^	96105	COVER, OIL PASSAGE	1
48	206885	F1121824^	96105	CAPSCREW, 1/4 X 1-1/2 SOCK HD GR5	3
49				NOT APPLICABLE	
50				NOT APPLICABLE	
51	206886	40A1556^	96105	VALVE, CONVERTER RELIEF	1
52	206887	F1900316^	96105	PLUG, PIPE	1
53	206905	F190042^	96105	PLUG, PIPE	2
54	206908	4003463	96105	BREATHER	1
55	206909	F1100948	96105	CAPSCREW, 1/2C X 3 SOCK HD. GR5	1
56	206910	F1100940	96105	CAPSCREW, 1/2C X 2-1/2 SOCK HD. GR5	3
57	206911	F1005024	96105	CAPSCREW, 1/2C X 1-1/2 GR5	3
58	206912	F1005032	96105	CAPSCREW, 1/2C X 2 GR5	1
59	206913	F1005040	96105	CAPSCREW, 1/2C X 2-1/2 GR5	1
60	206914	F1005052	96105	CAPSCREW, 1/2C X 3-1/4 GR5	1
61	207055	4006250+	96105	GEAR, AUXILIARY PUMP	1
62	207058	4F20022+	96105	BEARING W/SNAP RING	1
63	207056	F40307R+	96105	BEARING W/SNAP RING	1
64	207057	F39010137+	96105	RING, SNAP, EXT 1-3/8	1

WHEN ORDERING PARTS, SPECIFY MODEL NUMBER, SERIAL
NUMBER AND DESCRIPTION OF PART REQUIRED

FIG IND NO	PART NO	VENDOR PART NO	FSCM	DESCRIPTION	QTY
65	207054	4001432+	96105	ADAPTER, PUMP	1
66	207059	4001212	96105	RING, "O", PUMP ADAPTER (-254-75N)	1
67	207060	4001468	96105	RING, "O", PUMP ADAPTER (-242-75N)	1
68	207061	F1005024	96105	CAPSCREW, 1/2C X 1-1/2 GR5	4
69	207062	F16204	96105	LOCKWASHER, 1/2 REG	4
70				NOT APPLICABLE	
71	207112	F3901075V	96105	RING, SNAP, EXT 3/4	2
72	207113	40A1982V	96105	GEAR, PUMP DRIVE	1
73	207111	F1002032V	96105	CAPSCREW, 5/16C X 2 GR5	6
74	207109	40A1141V	96105	RETAINER, CHARGE PUMP	1
75	207105	F4601210V	96105	BEARING	2
76	207106	F5531220V	96105	RACE, THRUST	2
77	207108	4003071V	96105	GEROTER	1
78	207107	40A1160V	96105	SHAFT	1
79	207110	4003457V	96105	KEY, WOODRUFF (SPECIAL)	2
80	207104	4003258V	96105	MANIFOLD, PUMP	1
81	207114	4001059	96105	GASKET, MANIFOLD	1
82	207115	4040107	96105	RING, "O" (SPECIAL)	1
83	207116	F15003	96105	STARWASHER, EXT 3/8	4
84	207117	F1003040	96105	CAPSCREW, 3/8C X 2-1/2 GR5	4
	207118	4003489	96105	FILTER & BASE ASSEMBLY (INCL 85 & 86)	1
85	207119	4003488	96105	BASE, FILTER	1
86	207120	4003483	96105	ELEMENT, FILTER	1
87	207121	4046911	96105	PILOT, SLEEVE	1

WHEN ORDERING PARTS, SPECIFY MODEL NUMBER, SERIAL
NUMBER AND DESCRIPTION OF PART REQUIRED

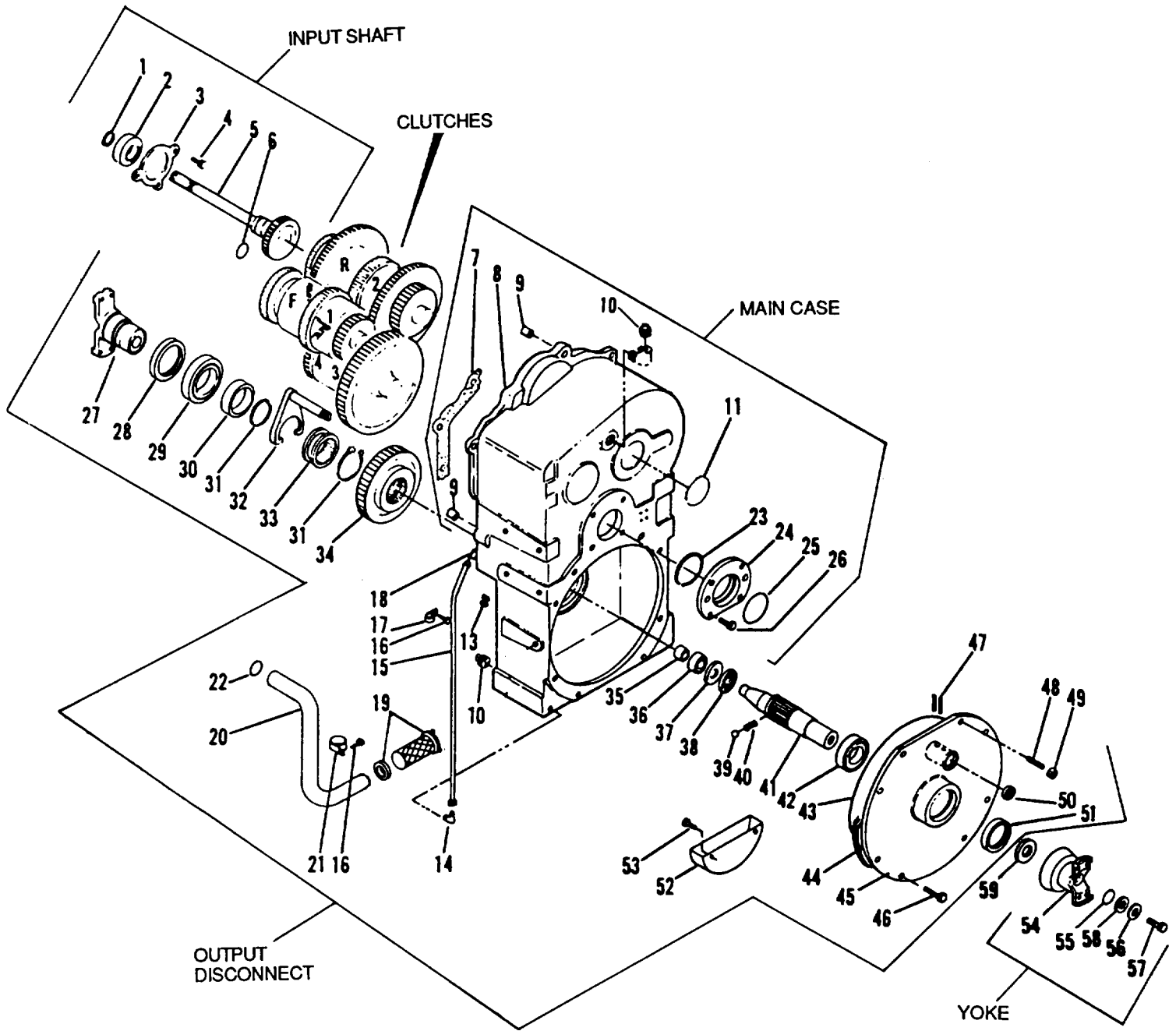


Figure 7-3. Transmission Assembly - 2.

(7-9 blank) 7-10

FIG IND NO	PART NO	VENDOR PART NO	FSCM	DESCRIPTION	QTY
	206921	4005728	96105	INPUT SHAFT GROUP (INCL. ITEMS 1 THRU 6)	1
	207019	4005582	96105	MAIN CASE GROUP (INCL. ITEMS 7 THRU 26)	1
	206983	4007484	96105	OUTPUT DISCONNECT GROUP (INCL. ITEMS 27 THRU 53)	1
	207041	4007525	96105	YOKE GROUP (INCL. ITEMS 54 THRU 58)	1
1	206925	F39030177	96105	RING, SNAP, EXT. INVERTED 1-3/4	1
2	206923	4003455	96105	BEARING, W/SNAP RING	1
3	206924	40A2185	96105	RETAINER, BEARING	1
4	206919	F1003012	96105	CAPSCREW, 3/8C X 3/4 GR5	3
5	206922	40A1887	96105	SHAFT, INPUT (24 TOOTH)	1
6	206926	4012328	96105	RING, SEAL	1
7	207033	40A1170	96105	GASKET, MAIN HOUSING	1
8	207020	4005579	96105	CASE, MAIN	1
9	207025	4001123	96105	BUSHING, LOCATING	2
10	207023	F1900120	96105	PLUG, PIPE	2
11	207022	F21043SC	96105	PLUG, EXPENSION	1
12				NOT APPLICABLE	
13	207024	F190014	96105	PLUG, PIPE	2
14	207037	4003285	96105	ELBOW, MALE, 90°	1
15	204035	4003309	96105	TUBE, EXTERNAL DIPSTICK	1
16	207028	F100108	96105	CAPSCREW, 1/4C X 1/2 GR5	2
17	207036	4003306	96105	CLAMP, DIPSTICK	1
18	207034	4101091	96105	DIPSTICK	1
19	207030	40A6020	96105	SUCTION SCREEN GROUP	1
	207031	40A6016	96105	SUCTION SCREEN ASS'Y	1
	207032	4006404	96105	GASKET	1
20	207026	4007325	96105	TUBE, SUCTION	8
21	207027	4003307	96105	CLAMP, TUBE	1
22	207029	F37040323	96105	RING, "O"	1
23	207039	F37030237	96105	RING, "O"	1
24	207038	4005580	96105	ADAPTER	1
25	207040	F37010042	96105	RING, "O"	1

WHEN ORDERING PARTS, SPECIFY MODEL NUMBER, SERIAL
NUMBER AND DESCRIPTION OF PART REQUIRED

FIG IND NO	PART NO	VENDOR PART NO	FSCM	DESCRIPTION	QTY
26	207003	F1005020	96105	CAPSCREW, 1/2C X 1-1/4 GR5	4
27	207018	4007034	96105	SHAFT, OUTPUT	1
28	206985	F65246	96105	SEAL, OIL	1
29	206988	F58556	96105	CUP, BEARING	1
	206989	F58065	96105	CONE, BEARING	1
30	206990	4007249	96105	SPACER	1
31	206991	F39010275	96105	RING, SNAP, EXT. 2-3/4	2
32	207007	4007333	96105	FORK	1
33	206986	4007219	96105	COLLAR, SHIFT	1
34	206994	4007264	96105	GEAR	1
35	207017	F490188	96105	BEARING	1
36	207016	F4902412	96105	BEARING	1
37	206992	F5532435	96105	RACE, THRUST	1
38	206993	F5502435	96105	BEARING, NEEDLE THRUST	1
39	206987	F4700010D	96105	BALL	3
40	206997	4007222	96105	SPRING, DETENT	3
41	206984	4007241	96105	SHAFT, OUTPUT	1
42	206995	F58554	96105	CUP, BEARING	1
	206996	F58063	96105	CONE, BEARING	1
43	207002	F37030278	96105	RING, O	1
44	207012	4007428	96105	PACK, SHIM	1
	207013	4007428C	96105	SHIM, 0.020	4
	207014	4007428B	96105	SHIM, 0.007	4
	207015	4007428A	96105	SHIM, 0.005	3
45	207000	4007334	96105	CAP, OUTPUT	1
46	207003	F1005020	96105	CAPSCREW, 1/2C X 1-1/4 GR5	6
47	207006	F2525024	96105	PIN, ROLL	2
48	207004	4028376	96105	STUD, GRADE	2
49	207005	F13009000	96105	NUT, HEX, 1/2C GR. A	2
50	207011	F65021	96105	SEAL, OIL	1
51	207001	F65121	96105	SEAL, OIL	1
52	206998	4007329	96105	BAFFLE, PAN	1

WHEN ORDERING PARTS, SPECIFY MODEL NUMBER, SERIAL
NUMBER AND DESCRIPTION OF PART REQUIRED

FIG IND NO	PART NO	VENDOR PART NO	FSCM	DESCRIPTION	QTY
53	206999	F1005012	96105	CAPSCREW, 1/2C X 3/4 GR5	2
54	207042	4007523	96105	YOKE FITTING	1
55	207043	4001217	96105	FLANGE, O RING (-325-75N)	1
56	207044	4010464	96105	WASHER, YOKE	1
57	207045	F1047520	96105	BOLT, PLACE, 5/8F X 1-1/4 GR5	1
58	207046	4004534SA	96105	SHIM PACK, INCLUDES FOLLOWING	1
	207047	4004534E	96105	SHIM, 0.020	2
	207048	4004534D	96105	SHIM, 0.010	2
	207049	4004534C	96105	SHIM, 0.005	2
	207050	4004534B	96105	SHIM, 0.003	2
	207051	4004534A	96105	SHIM, 0.002	2
59	208306	4003731	96105	SEAL, FACE	1

WHEN ORDERING PARTS, SPECIFY MODEL NUMBER, SERIAL
NUMBER AND DESCRIPTION OF PART REQUIRED

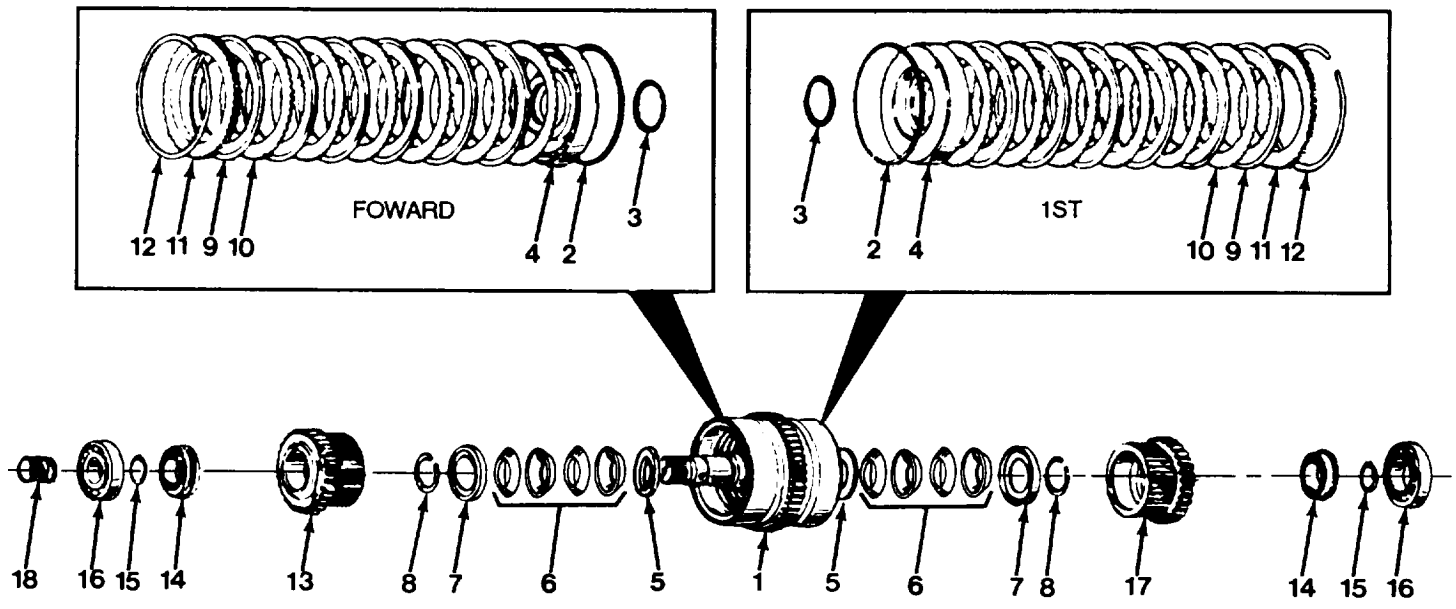


Figure 7-4. First Stage Clutch Group.

FIG IND NO	PART NO	VENDOR PART NO	FSCM	DESCRIPTION	QTY
	206974	4007447	96105	CLUTCH ASSEMBLY, 1ST STAGE (INCL. ITEMS 1 THRU 18)	1
1	206973	4007440	96105	CLUTCH SHAFT, 1ST STAGE	1
2	206955	4012376A	96105	SEAL, OUTER PISTON	2
3	206956	F37020135E	96105	RING, "O"	2
4	206957	4007435	96105	PISTON, CLUTCH	2
5	206958	4004144	96105	WASHER, THRUST	2
6	206959	4007180	96105	SPRING	8
7	206960	4004957	96105	RETAINER, SNAP RING	2
8	206961	F81687	96105	RING, SNAP	2
9	206962	4002787	96105	PLATE, CLUTCH	12
10	206963	40121323	96105	PLATE, CLUTCH SEPARATOR	12
11	206964	4006777	96105	RETAINER, CLUTCH PLATE	2
12	206965	4012383	96105	RING, SNAP	2
13	206970	4007276	96105	WELDED ASSEMBLY FORWARD AND REAR	1
14	206967	F40108R	96105	BEARING W/SNAP RING	2
15	206968	F81656	96105	RING, SNAP	2
16	206969	F41208	96105	BEARING	2
17	206976	4007011	96105	WELDED ASSEMBLY, GEAR AND HUB	1
18	208302	40B1113	96105	RING, SEAL	3

WHEN ORDERING PARTS, SPECIFY MODEL NUMBER, SERIAL
NUMBER AND DESCRIPTION OF PART REQUIRED

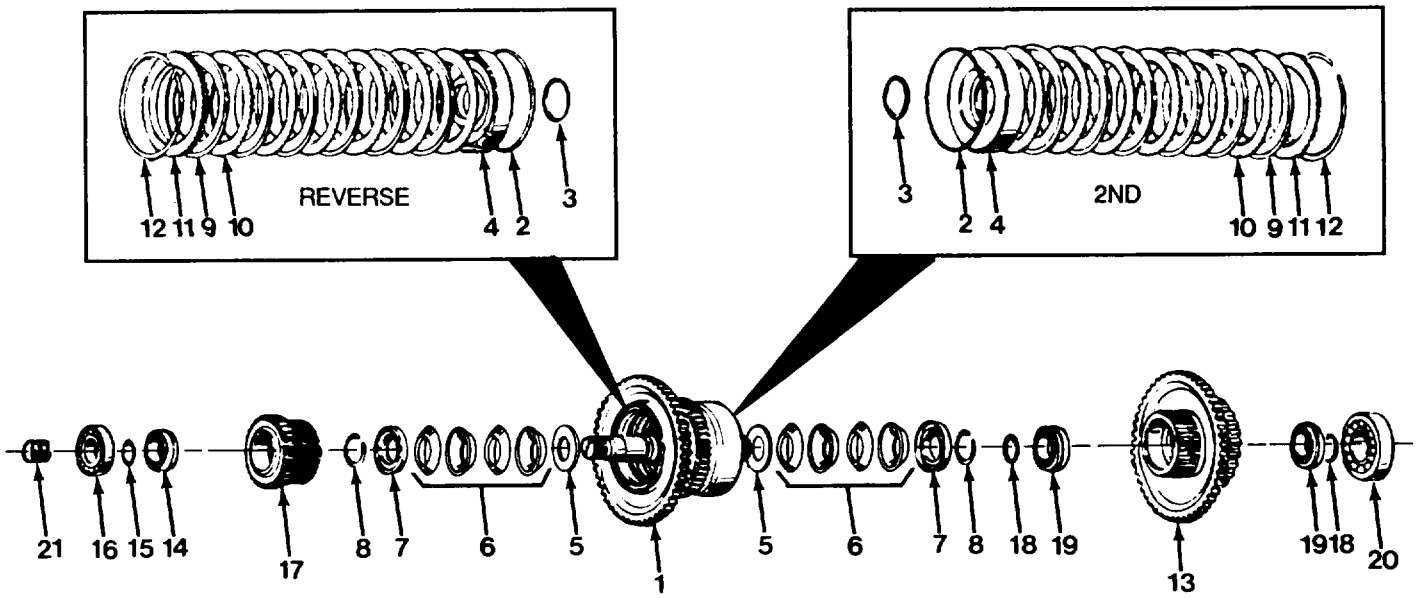


Figure 7-5. Second Stage Clutch Group

FIG IND NO	PART NO	VENDOR PART NO	FSCM	DESCRIPTION	QTY
	206953	4007448	96105	CLUTCH ASSEMBLY 2ND STAGE (INCL. ITEMS 1 THRU 21)	1
1	206954	4007443	96105	CLUTCH SHAFT, 2ND STAGE	1
2	206955	4012376A	96105	SEAL, OUTER PISTON	2
3	206956	F37020135E	96105	RING, "O"	2
4	206957	4007435	96105	PISTON, CLUTCH	2
5	206958	4004144	96105	WASHER, THRUST	2
6	206959	4007180	96105	SPRING	8
7	206960	4004957	96105	RETAINER, SNAP RING	2
8	206961	F81687	96105	RING, SNAP	2
9	206962	4002787	96105	PLATE, CLUTCH	12
10	206963	40121323	96105	PLATE, CLUTCH SEPARATOR	12
11	206964	4006777	96105	RETAINER, CLUTCH PLATE	2
12	206965	4012383	96105	RING, SNAP	2
13	206966	4007020	96105	GEAR	1
14	206967	F40108R	96105	BEARING W/SNAP RING	1
15	206968	F81656	96105	RING, SNAP	1
16	206969	F41208	96105	BEARING	1
17	206970	4007276	96105	WELDED ASSEMBLY, FORWARD AND REAR	1
18	206971	F81677	96105	RING, SNAP	2
19	206972	F41209R	96105	BEARING, W/SNAP RING	2
20	206973	F41309	96105	BEARING	1
21	208302	40B1113	96105	RING, SEAL	3

WHEN ORDERING PARTS, SPECIFY MODEL NUMBER, SERIAL
NUMBER AND DESCRIPTION OF PART REQUIRED

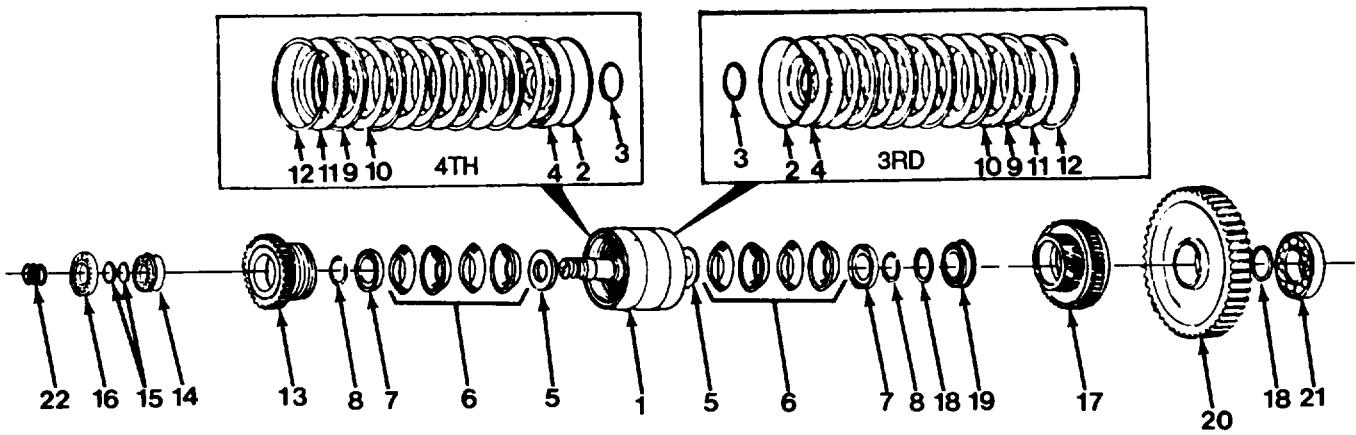


Figure 7-6. Third Stage Clutch Group.

FIG IND NO	PART NO	VENDOR PART NO	FSCM	DESCRIPTION	QTY
	206977	4007449	96105	CLUTCH ASSEMBLY, 3RD STAGE (INCL. ITEMS 1 THRU 22)	1
1	206978	4007446	96105	CLUTCH SHAFT, 3RD STAGE	1
2	206955	4012376A	96105	SEAL, OUTER PISTON	2
3	206956	F37020135E	96105	RING, "O"	2
4	206957	4007435	96105	PISTON, CLUTCH	2
5	206958	4004144	96105	WASHER, THRUST	2
6	206959	4007180	96105	SPRING	8
7	206960	4004957	96105	RETAINER, SNAP RING	2
8	206961	F81687	96105	RING, SNAP	2
9	206962	4002787	96105	PLATE, CLUTCH	10
10	206963	40121323	96105	PLATE, CLUTCH SEPARATOR	10
11	206964	4006777	96105	RETAINER, CLUTCH PLATE	2
12	206965	4012383	96105	RING, SNAP	2
13	206979	4007291	96105	WELDED ASSEMBLY HIGH GEAR	1
14	206967	F40108R	96105	BEARING W/SNAP RING	1
15	206968	F81656	96105	RING, SNAP	2
16	206969	F41208	96105	BEARING	1
17	206980	4007923	96105	WELDED ASSEMBLY, GEAR AND HUB	1
18	206971	F81677	96105	RING, SNAP	2
19	206982	F40109R	96105	BEARING W/SNAP RING	1
20	206981	4007027	96105	GEAR, 3RD STAGE	1
21	206973	F41309	96105	BEARING	1
22	208302	40B1113	96105	RING, SEAL	3

WHEN ORDERING PARTS, SPECIFY MODEL NUMBER, SERIAL
NUMBER AND DESCRIPTION OF PART REQUIRED

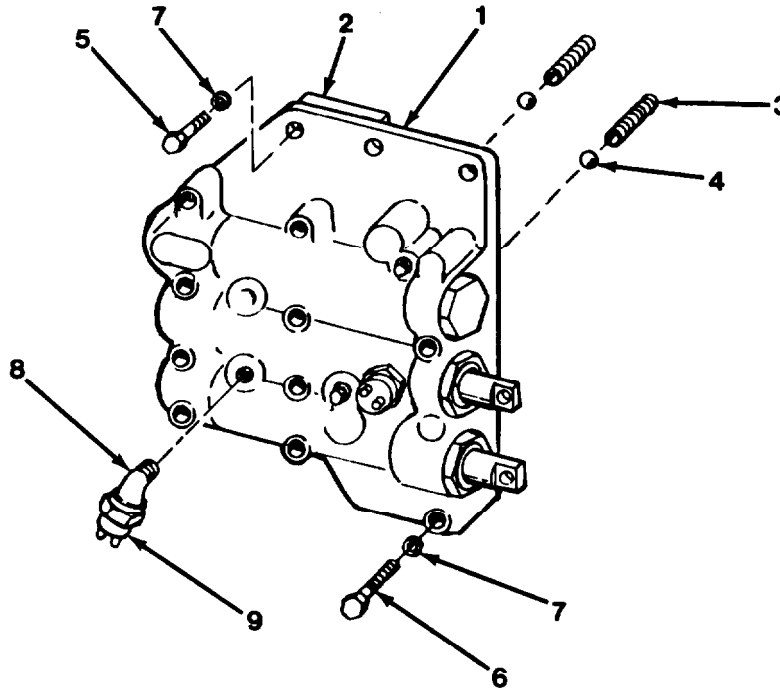


Figure 7-7, Valve Group

FIG IND NO	PART NO	VENDOR PART NO	FSCM	DESCRIPTION	QTY
	207064	40A1509SA	96105	Valve Group (Incl. Items 1 thru 9)	1
1	See Fig 7-8			Valve Assembly	1
2	207090	4001910	96105	Gasket, Valve Body	1
3	207091	4001079	96105	Spring, Detent	2
4	207092	F7400012D	96105	Ball	2
5	207093	F1100320	96105	Capscrew, Socket Head, 5/16C X 1-1/4 GR5	3
6	207094	F1100336	96105	Capscrew, Socket Head, 5/16C X 2-1/4 GR5	10
7	207095	F17030516	96105	Washer, Plain 5/16 Cad. Pit.	13
8	207099	F324001	96105	Elbow, 45°	1
9	207100	F91101	96105	Switch Rev Warning	1

WHEN ORDERING PARTS, SPECIFY MODEL NUMBER, SERIAL NUMBER AND DESCRIPTION OF PART REQUIRED

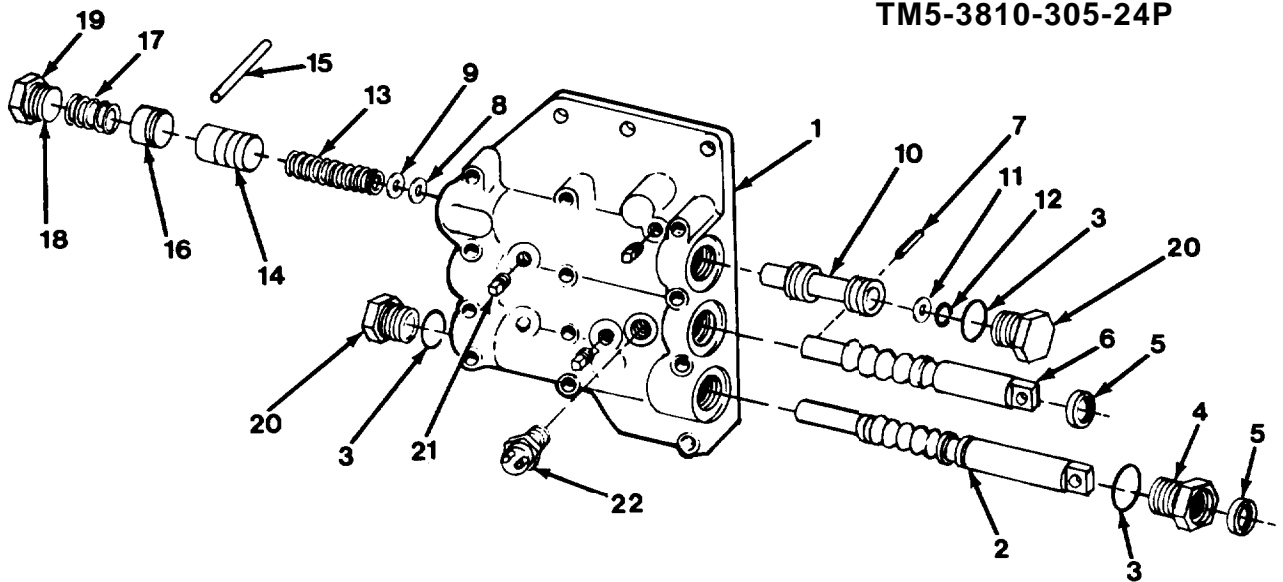


FIG IND NO	PART NO	VENDOR PART NO	FSCM	DESCRIPTION	QTY
	207065	40A1489	96105	Valve Assembly (Incl. Items 1 thru 22)	1
1	207066	40A1479SA	96105	Body, Valve	1
2	207068	40A1102	96105	Stem	1
3	207069	40392071	96105	Ring, "O" (Special)	3
4	207070	4001091	96105	Plug	1
5	207071	F65227	96105	Seal, Oil	2
6	207072	4002605	96105	Stem, Forward/Rev	1
7	207073	F56670	96105	Needle, Rolled	1
8	207074	40A2511	96105	Shim, Spring	3
9	207075	40A2510	96105	Washer (Special)	1
10	207076	40A2512	96105	Spool, Regulator	1
11	207077	40A1335	96105	Plate, Orifice	1
12	207078	F3900056	96105	Ring, Snap, Int. 9/16	1
13	207079	4001388	96105	Spring, Accumulator	1
14	207080	40A1333	96105	Piston, Accumulator	1
15	207081	F56790	96105	Roller	1
16	207082	4001081	96105	Valve, Dump	1
17	207083	4001074	96105	Spring, Dump Valve	1
18	207084	4001218	96105	Ring, "O" (Special)	1
19	207085	4001080	96105	Plug, Dump Valve	1
20	207086	4001290	96105	Plug	2
21	207087	F190042	96105	Plug, Pipe	4
22	207088	F19001	96105	Switch, Neutral Safe	1

WHEN ORDERING PARTS, SPECIFY MODEL NUMBER, SERIAL NUMBER AND DESCRIPTION OF PART REQUIRED

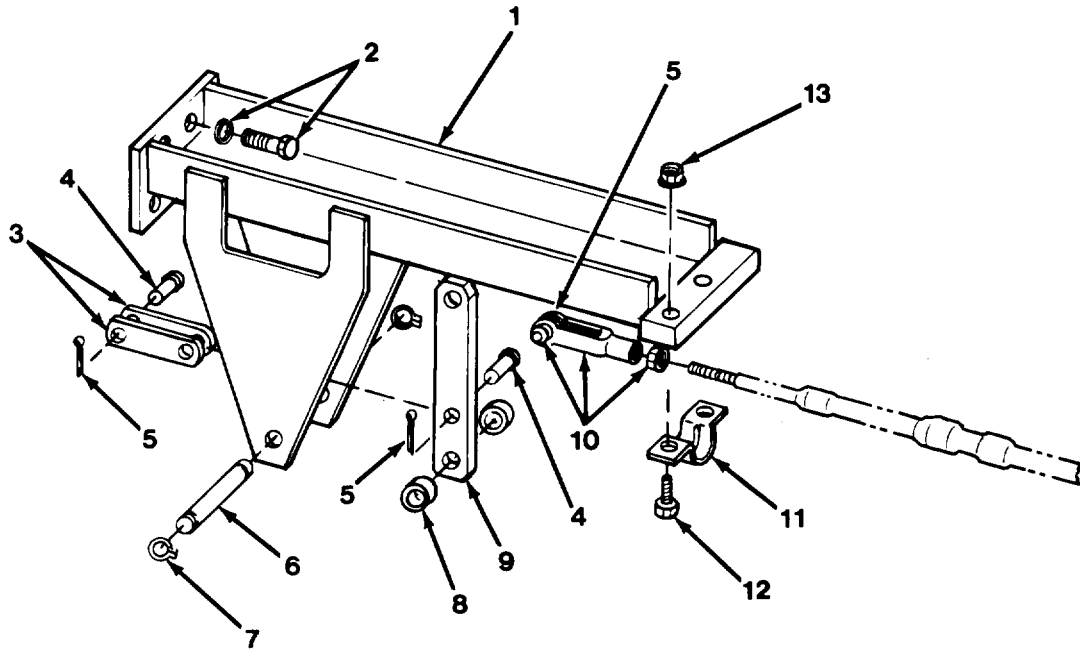


Figure 7-9 Transmission Control.

FIG IND NO	PART NO	VENDOR PART NO	F S C M	DESCRIPTION	Q T Y
	709 1032	A305833	41625	Kit, Shift (Incl. Items 1 thru 13)	1
1	207936	D305838	41625	Bracket	1
2	207937	A50406-861	41625	Screw, 1/4C x 7/8	4
	207926	A50801-327	41625	Lockwasher, 1/4 REG	4
3	206938	A305845	41625	Strap	2
4	207939	A300319	41625	Pin, 3/8	2
5	207940	MS24665-281	96906	pin, Cotter, 3/32 X 5/8	3
6	207941	A305846	41625	Pin	1
7	207942	A51302-102	41625	Ring, Snap	2
8	207943	A305847	41625	Spacer	2
9	207944	A305844	41625	Lever	1
10	207945	A29132-001	41625	Clevis Assembly (Incl. Item 5)	1
11	207946	A37885	41625	Clamp	1
12	207925	A50113-577	41625	Screw 1/4F x 7/8 Slotted Head	2
13	207947	A50908-066	41625	Locknut, 1/4F	2

**WHEN ORDERING PARTS, SPECIFY MODEL NUMBER, SERIAL
NUMBER AND DESCRIPTION OF PART REQUIRED**

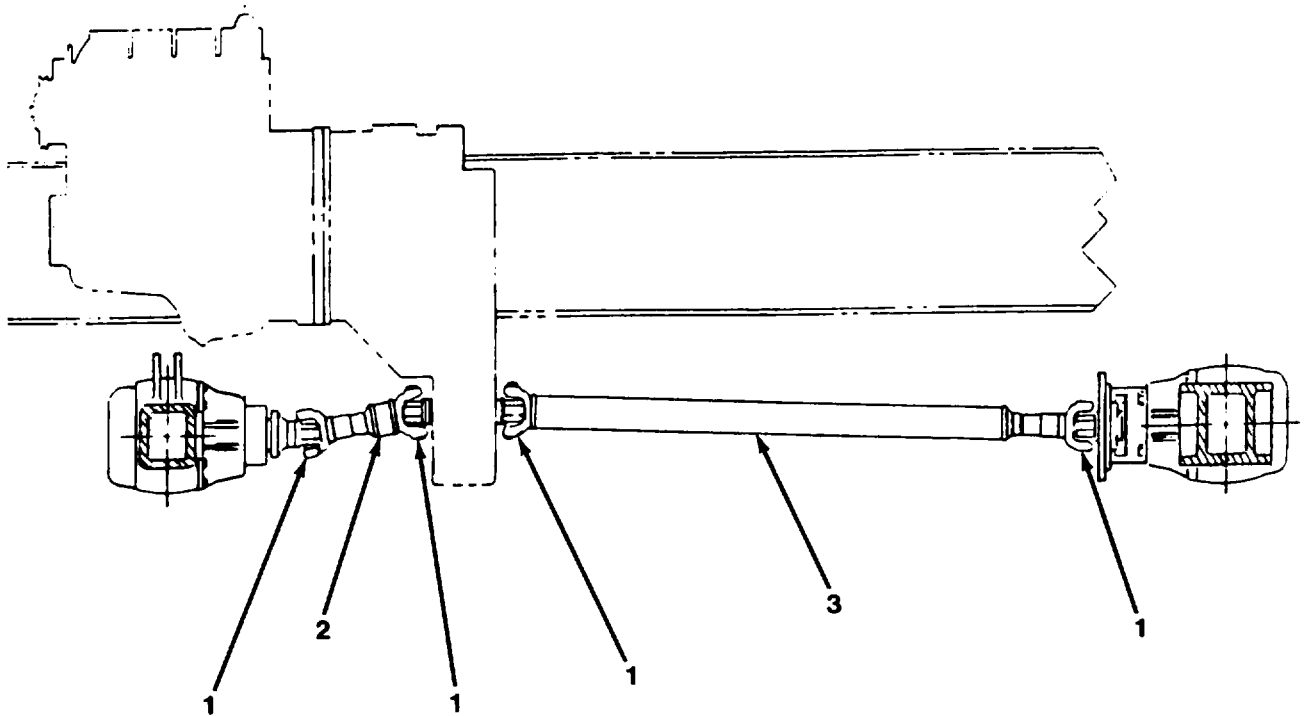


Figure 8-1. Drive Shaft Assembly.

FIG IND NO	PART NO	VENDOR PART NO	FSCM	DESCRIPTION	QTY
	709A1701		81495	Drive Shaft Ass'y (Includes Items 1 thru 3)	1
1	310 2464		81495	Capscrew, 3/8F x 1-5/8, Gr. 8 Zinc	16
2	See Fig 8-2			Drive Shaft, Rear	1
3	See Fig 8-3			Drive Shaft, Front	1

WHEN ORDERING PARTS, SPECIFY MODEL NUMBER, SERIAL NUMBER AND DESCRIPTION OF PART REQUIRED

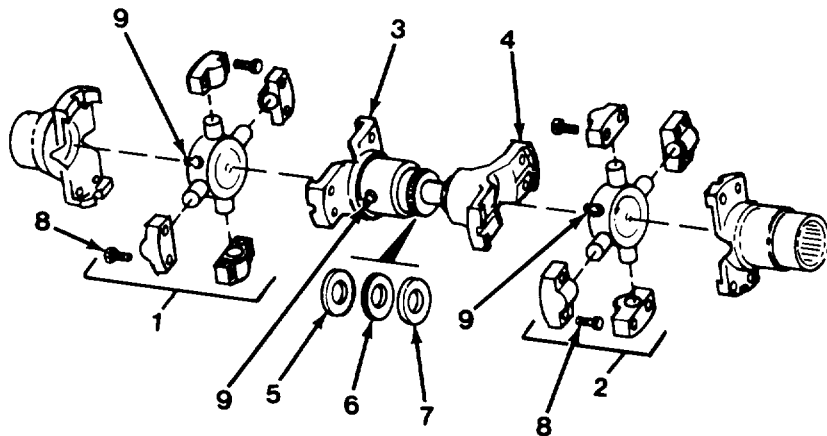


Figure 8-2. Rear Drive Shaft.

FIG IND NO	PART NO	VENDOR PART NO	FSCM	DESCRIPTION	QTY
	703 4818	2A-26269-1	73873	Drive Shaft, Rear (Includes Items 1 thru 9)	1
1	206604	114-6128	73873	Spider/Bearing Assembly (Includes Item 8)	1
2	206604	114-6128	73873	Spider/Bearing Assembly (Includes Item 8)	1
3	207392	32027J	73873	Slip Yoke	1
	208690	11404J	73873	Cup, Dust	1
4	207393	32026J	73873	Yoke, Stub	1
5	207394	863J	73873	Cap, Dust	1
6	207395	16995J	73873	Seal, Felt	1
7	207396	16996J	73873	Washer	2
8	26317	9366J	73873	Capscrew, 3/8 UNF x 1-3/4 GR8	8
9	207400	8X157	73873	Fitting, Grease	3

WHEN ORDERING PARTS, SPECIFY MODEL NUMBER, SERIAL NUMBER AND DESCRIPTION OF PART REQUIRED

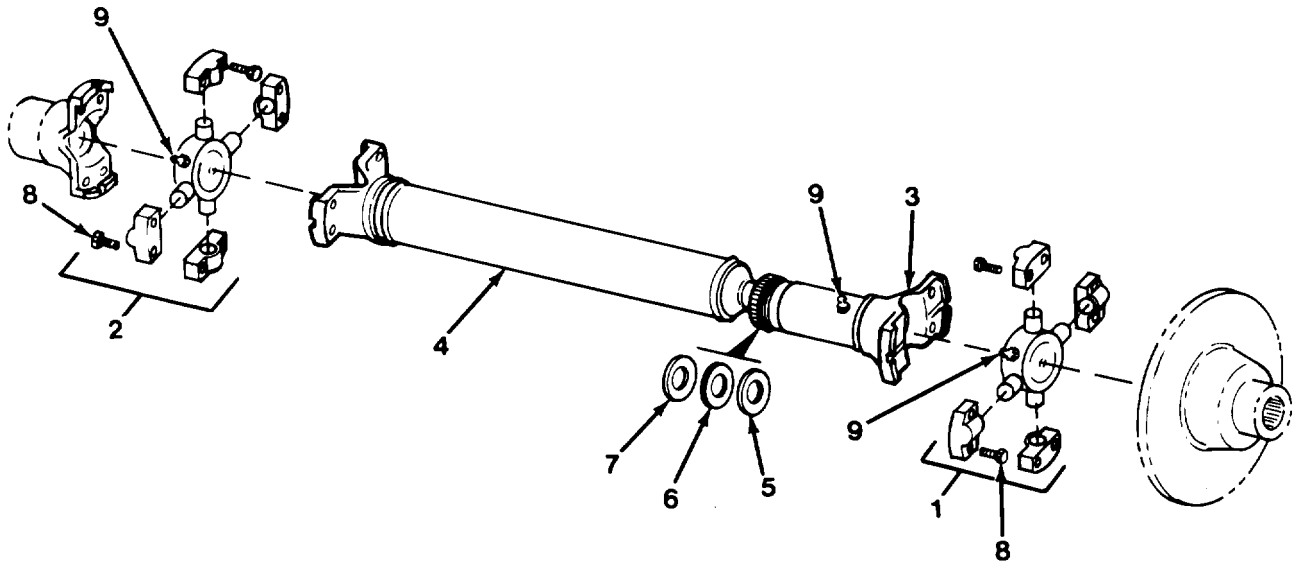


Figure 8-3. Front Drive Shaft.

FIG IND NO	PART NO	VENDOR PART NO.	FSCM	DESCRIPTION	QTY
	703 4819	2A-26268-1	73873	Drive Shaft, Front (Includes Items 1 thru 9)	1
1	206604	114-6128	73873	Spider/Bearing Ass'y (Incl Item 8)	1
2	206604	114-6128	73873	Spider/Bearing Ass'y (Incl Item 8)	1
3	207398	27112J	73873	Slip Yoke	1
	208690	11404J	73873	Cup, Dust	1
4	207399	42-26245- I	73873	Tube	1
5	207394	863J	73873	Cap, Dust	1
6	207395	16995J	73873	Seal, Felt	1
7	207396	16996J	73873	Washer	2
8	26317	9366J	73873	CapScrew, 3/8 UNF x 1-3/4 GR8	8
9	207400	8x157	73873	Fitting, Grease	3

**WHEN ORDERING PARTS, SPECIFY MODEL NUMBER, SERIAL
NUMBER AND DESCRIPTION OF PART REQUIRED**

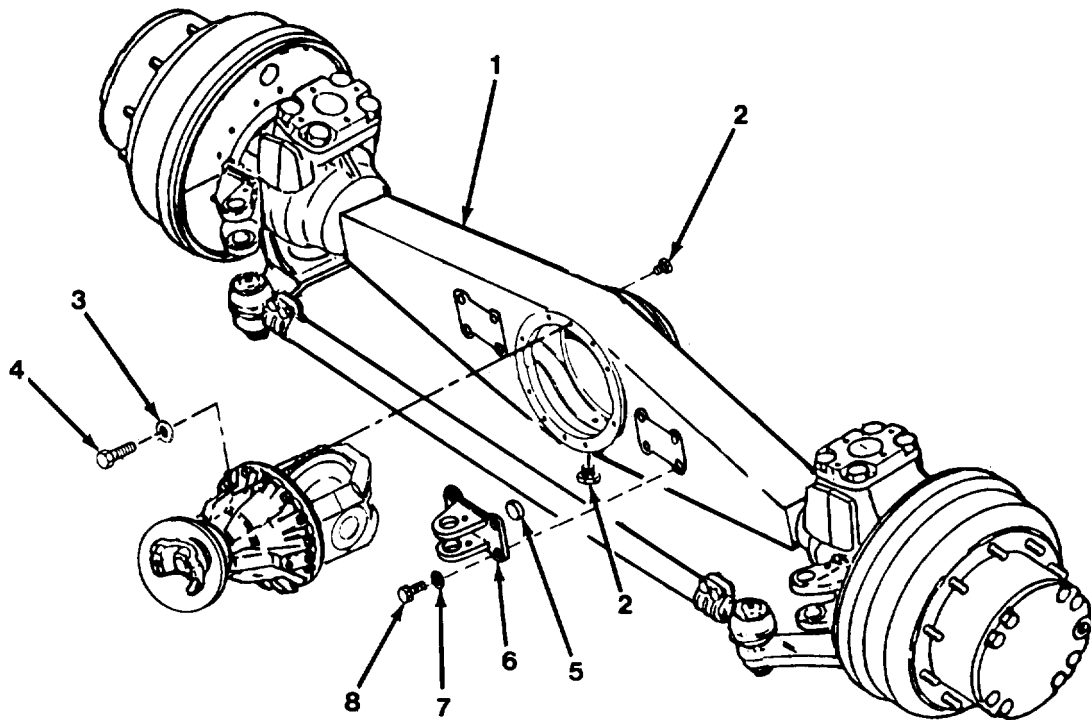


Figure 9-1 . Front Axle Assembly.

FIG IND NO	PART NO	VENDOR PART NO.	FSCM	DESCRIPTION	QTY
	709 1009		81495	Front Axle, Complete Ratio Differential 3,5:1 10/35 LN St'd Planetary End 5.6:1 Total Reduct. 19.6:1	Ref
1	206811		81495	Housing, Axle	1
2	206777		81495	Plug, Fill & Drain M24x1.5-H13	2
3	204459		81495	Plainwasher, M24 X 12.5 X 2.5	10
4	206780		81495	Bolt, HM 12 X 1.5 X 35/35-6G 10.9	10
5	206785		81495	Pin, Centering	2
6	206786		81495	Ear, Cylinder	2
7	206787		81495	Plainwasher, M24 x 12.5 x 2.5	8
8	204461		81495	Bolt, HM 12 X 1.75 X 40/40 6G 8.8 1S0 4017	8

WHEN ORDERING PARTS, SPECIFY MODEL NUMBER, SERIAL NUMBER AND DESCRIPTION OF PART REQUIRED

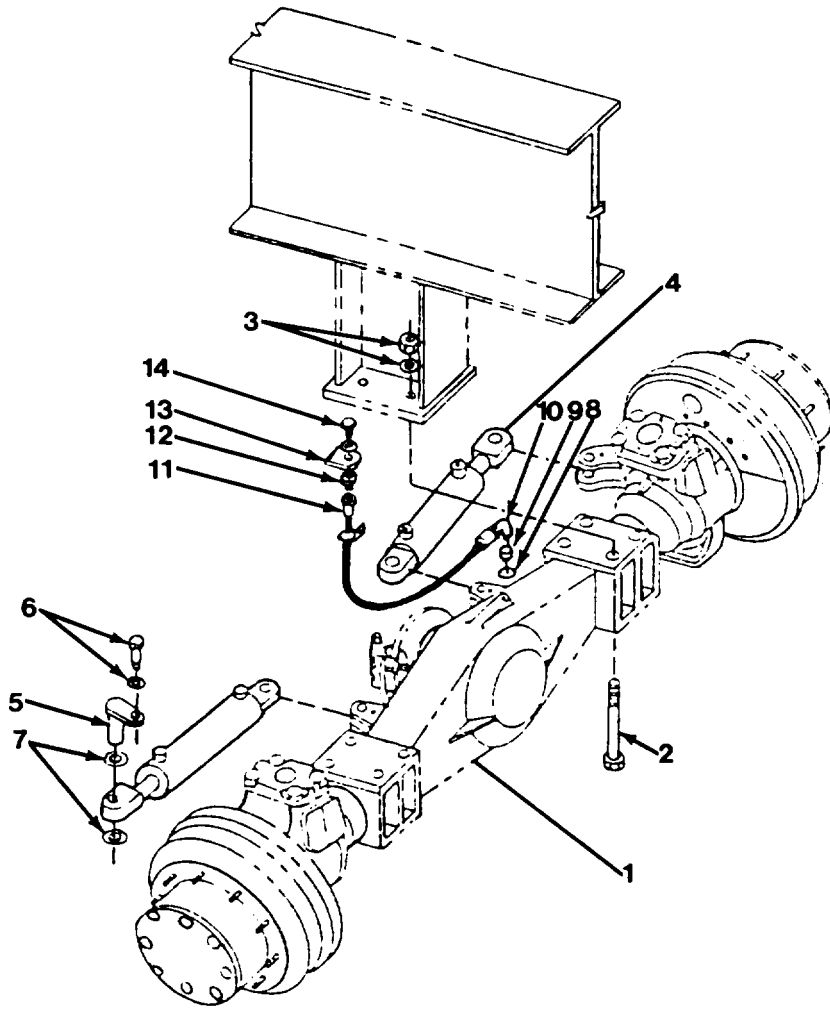


Figure 9-2. Front Axel.

FIG IND NO	PART NO	VENDOR PART NO	FSCM	DESCRIPTION	QTY
1	SEE FIG 9-1			AXLE, FRONT	1
2	310 9000		81495	CAPSCREW, M24 X 260	8
3	087 125 44	DIN6916- M24-A4C	81495	PLAINWASHER, M24	8
	081 324 31	DIN985-M24- 6/8-A4C	81495	NUT, M24	8
4	SEE FIG 10-13			CYLINDER, STEER	2
5	709F1738		81495	PIN	4
6	310 2833		81495	CAPSCREW, 1/2F X 100	4
	330 2201		81495	PLAINWASHER, 1/2 REG	4
7	1209-11		81495	PLAINWASHER, 1 REG	8
8	330 2700		81495	WASHER, COPPER, 0.41	1
9	709 1741		81495	ADAPTER (MANUFACTURED)	1
10	1219-943	2103-2-4	57760	ELBOW	1
11	200B2358-20		81495	HOSE	1
12	12019-32	2022-2-4S	01276	ADAPTER	1
13	085 910 25	DIN7349- M10-A4C	15526	WASHER, M10	1
	085 110 21	DIN125A-M10 TP200-A4C	15526	WASHER, M10	1
14	420 3913	28270AL	55355	BREATHER	1

WHEN ORDERING PARTS, SPECIFY MODEL NUMBER, SERIAL
NUMBER AND DESCRIPTION OF PART REQUIRED

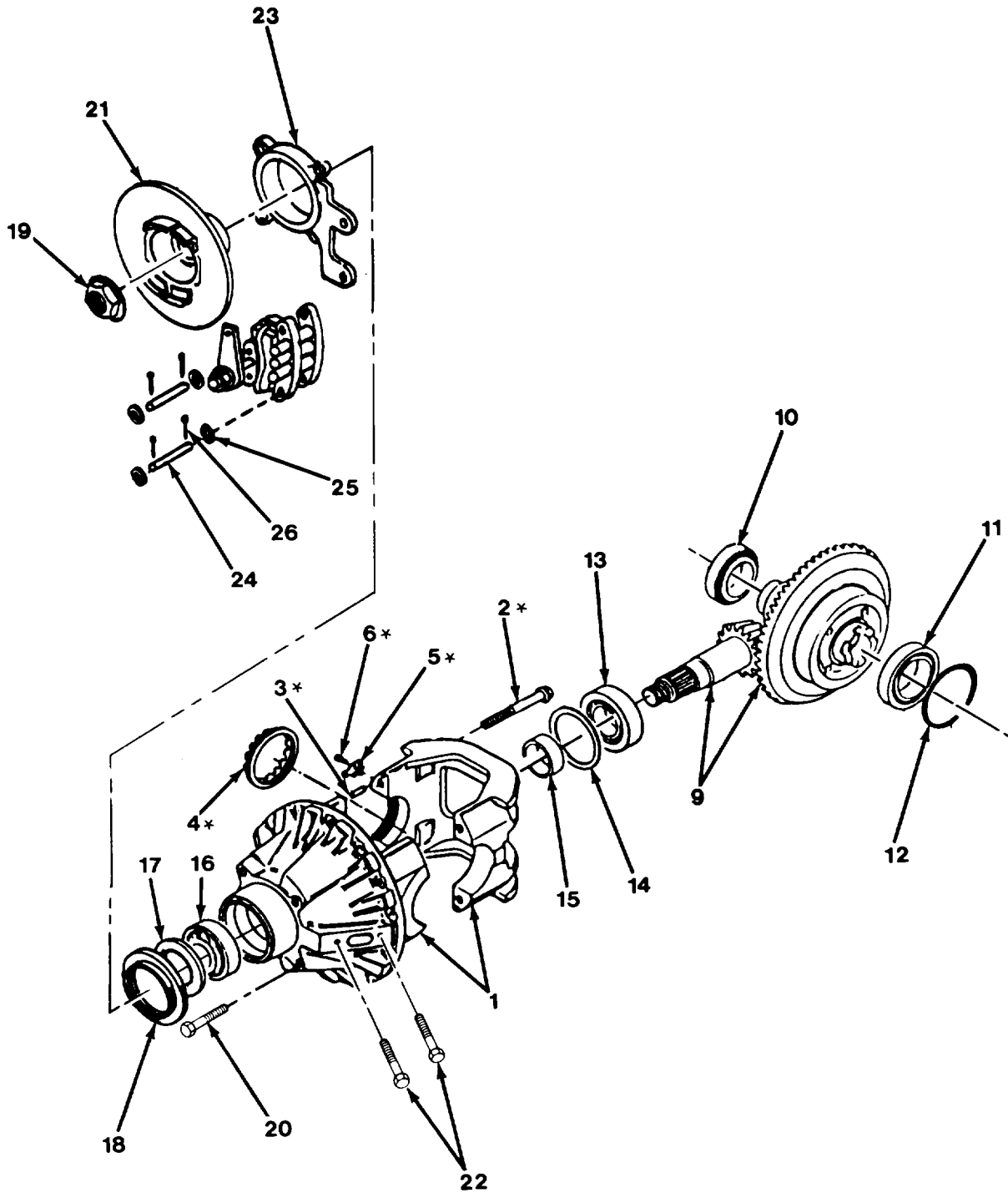


Figure 9-3. Front Differential with Brake.

FIG IND NO	PART NO	VENDOR PART NO	FSCM	DESCRIPTION	QTY
	206850		81495	DIFFERENTIAL ASS'Y, COMPLETE	1
1	206790		81495	DIFF. CARRIER CASE ASS'Y (INCL ITEMS MARKED WITH *)	1
2	206791*		81495	BOLT HEM 12 X 1.5 X 100/45 6G 10.9	4
3	206792*		81495	PIN, CENTERING 6X24	4
4	206793*		81495	NUT, ADJUSTING, CELM 83 X 150/14/83/16-6G 10	1
5	206794*		81495	LOCK, ADJUSTING NUT	1
6	206795*		81495	BOLT HM 6 X 1.0 X 12/12-6G 8/8 ISO 4017	1
7				NOT APPLICABLE	
8				NOT APPLICABLE	
9	206798		81495	DIFF., RING & PINION (10 X 35 LH)	1
10	206799		81495	BEARING ASS'Y	1
11	206800		81495	BEARING ASS'Y	1
12	206801		81495	SHIM KIT, ADJUSTING	1
13	206802		81495	BEARING ASS'Y	1
14	206803		81495	SHIM KIT, ADJUSTING	1
15	206804		81495	SHIM KIT, ADJUSTING	1
16	206805		81495	BEARING ASS'Y	1
17	206806		81495	SEAL, INPUT YOKE	1
18	206807		81495	SHIELD, INPUT YOKE DUST	1
19	206809		81495	NUT, PINION HELR M28 X 1.5/23/41/54-6H-10	1
20	206869		81495	BOLT, HM 14 X 2.0 X 40/40-6G-10.9 ISO 4017	1
21	206870		81495	YOKE & DISC, 6 C INPUT	1
22	206797		81495	BOLT M10 1.5 X 30/30- 6G-10.9 ISO 4017	2
23	206872		81495	BRACKET, PARK BRAKE	1
24	206873		81495	PIN, MOUNTING	2
25	206874		81495	PLAINWASHER, 30MM X 16.5MM X 3MM	4
26	206875		81495	PIN, COTTER 3 X 30	4

WHEN ORDERING PARTS, SPECIFY MODEL NUMBER, SERIAL
NUMBER AND DESCRIPTION OF PART REQUIRED

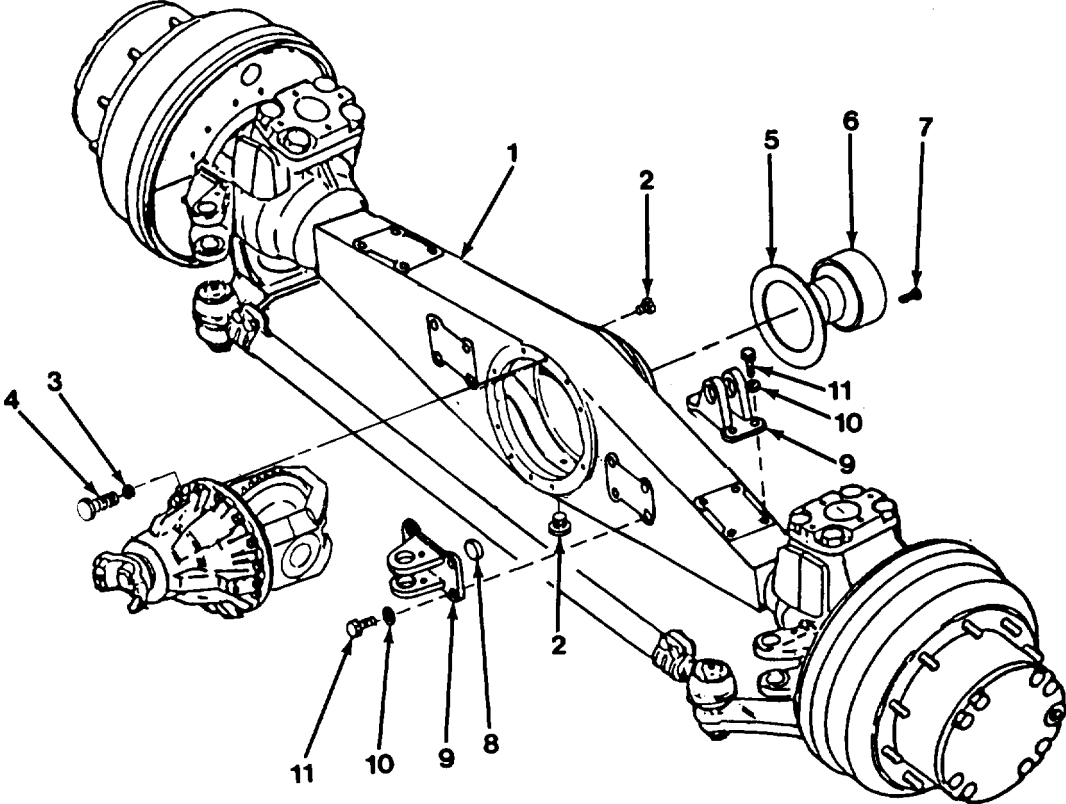


Figure 9-4. Rear Axel Assembly.

FIG IND NO	PART NO	VENDOR PART NO	FSCM	DESCRIPTION	QTY
	709 1010		81495	REAR AXLE, COMPLETE RATIO DIFFERENTIAL 3.5:1 10/35 LH TOOTHED ST'D PLANETARY END 5.6:1 TOTAL REDUCTION 19.6:1	REF
1	206776		81495	HOUSING, AXLE	1
2	206777		81495	PLUG, DRAIN & FILL 24 X 150-H13	2
3	204459		81495	PLAINWASHER, M24 X 12.5 X 2.5	10
4	206780		81495	BOLT, HM 12 X 1.5 X 35/35-6G 10.9	10
5	206782		81495	SPACER	1
6	206783		81495	TRUNNION	1
7	206784		81495	SCREW, CHC M14 X 2.0 X 65/65-6G 10.9 ISO 4762	8
8	206785		81495	PIN, CENTERING	2
9	206786		81495	EAR, CYLINDER LOCK- OUT & STEERING	4
10	206787		81495	PLAINWASHER, M24 X 12.5 X 2.5	16
11	204461		81495	BOLT, HM 12 X 1.75 X 40/40-6G 8.8 ISO 4017	16

WHEN ORDERING PARTS, SPECIFY MODEL NUMBER, SERIAL
NUMBER AND DESCRIPTION OF PART REQUIRED

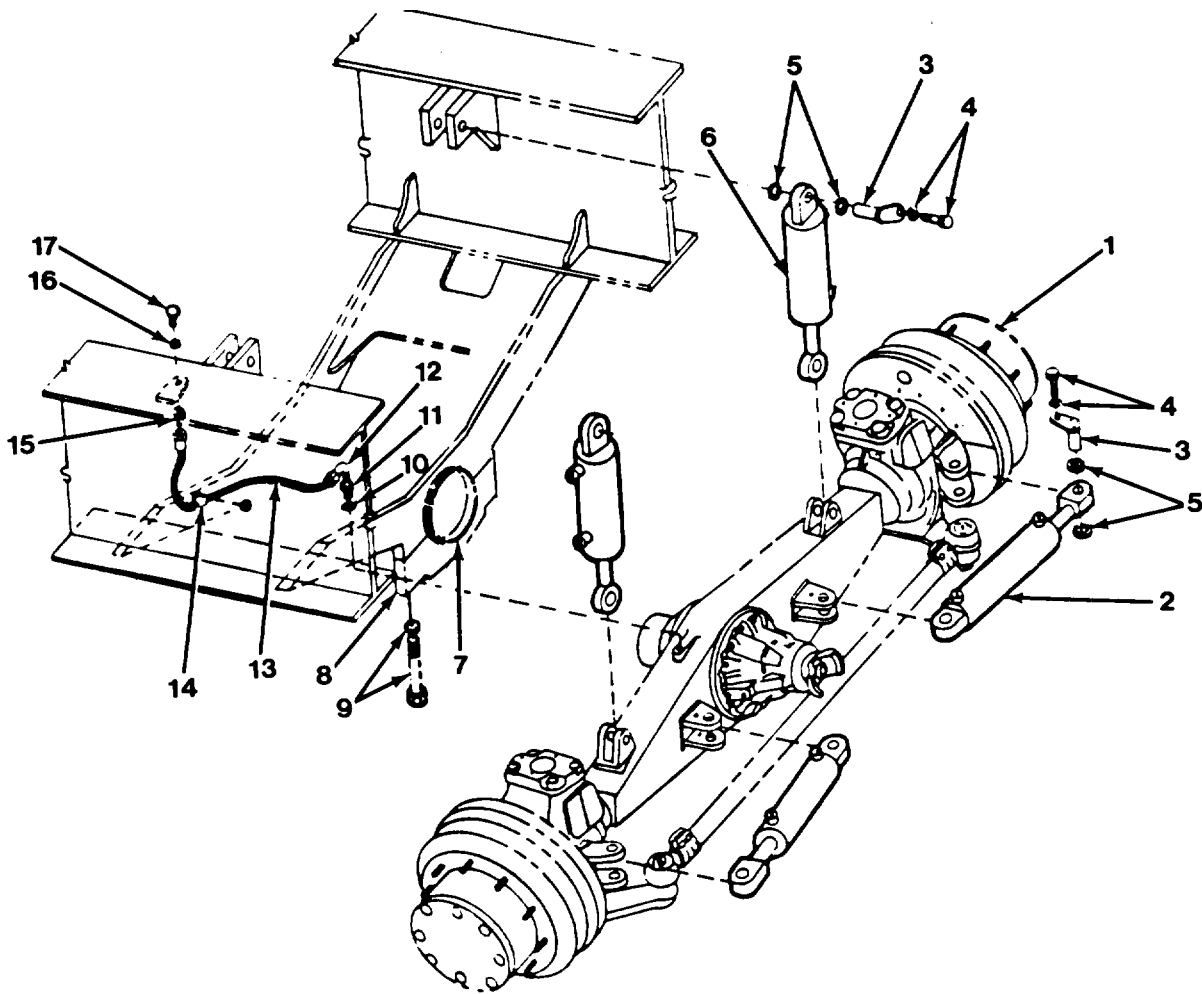


Figure 9-5. Rear Axel Mounting.

FIG IND NO	PART NO	VENDOR PART NO	FSCM	DESCRIPTION	QTY
1	FIG. 9-4			AXLE, REAR	1
2	FIG. 10-13			CYLINDER, STEER	2
3	709F1738		81495	PIN	8
4	310 2833		81495	CAPSCREW, 1/2F X 100	8
	330 2201		81495	PLAINWASHER, 1/2 REG	8
5	1209-11		81495	PLAINWASHER, 1 REG	12
6	FIG. 10-2			CYLINDER, AXLE LOCK	2
7	FIG. 11-1			BUSHING	2
8	FIG. 11-1			CAP	2
9	FIG. 11-1			CAPSCREW, M12 X 130	8
	FIG. 11-1			WASHER, 13MM	8
10	330 2700		81495	WASHER, COPPER, 0.41	1
11	709 1741		81495	ADAPTER (MANUFACTURED)	1
12	1219-943	2103-2-4	57760	ELBOW	1
13	200B2358-21		81495	HOSE	1
14	081 308 13	DIN985-M8- 6/8-A4C	15526	NUT, M8	1
	085 108 17	DIN125A-M8- TP200-A4C	15526	WASHER, M8	1
	085 113 24	DIN125A-M12- TP200-A4C	15526	WASHER, M12	1
	200B2007-5		81495	CLAMP	1
15	12019-32	2022-2-4S	01276	ADAPTER	1
16	085 910 25	DIN7349-M10- A4C	15526	WASHER, M10	1
	085 110 21	DIN125A-M10- TP200-A4C	15526	WASHER, M10	1
17	420 3913	28270AL	55355	BREATHER	1

WHEN ORDERING PARTS, SPECIFY MODEL NUMBER, SERIAL
NUMBER AND DESCRIPTION OF PART REQUIRED

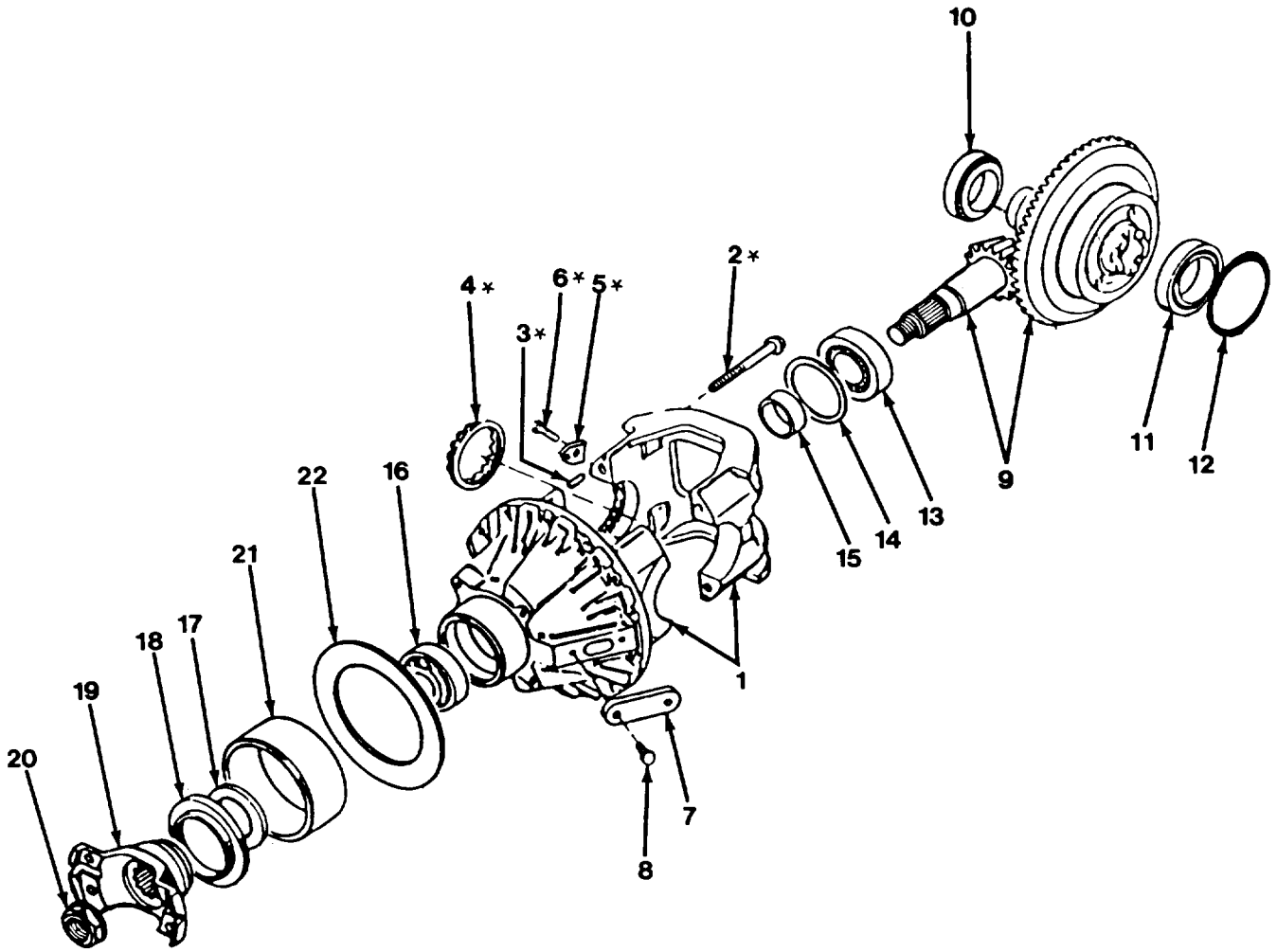


Figure 9-6. Rear Differential.

FIG IND NO	PART NO	VENDOR PART NO	FSCM	DESCRIPTION	QTY
	206789		81495	DIFFERENTIAL ASS'Y COMPLETE	1
1	208111		81495	CASE ASS'Y, DIFF. CARRIER (INCL ITEMS MARKED WITH *)	1
2	206791*		81495	BOLT, HEM 12 X 1.5 X 100/45-6G 10.9	4
3	206792*		81495	PIN, CENTERING 6 X 24	4
4	206793*		81495	NUT, ADJUSTING, CELM 83 X 1.50/14/83/16-6G10	1
5	206794*		81495	LOCK, ADJUSTING NUT	1
6	206795*		81495	BOLT, HM 6 X 1.0 X 12/12-6G 8.8 ISO 4017	1
7	206796		81495	COVER	1
8	206797		81495	BOLT, HM 10 X 1.5 X 30/30-6G 10.9 ISO-4017	2
9	206798		81495	DIFF, RING & PINION (10 X 35 LH)	1
10	206799		81495	BEARING ASS'Y	1
11	206800		81495	BEARING ASS'Y	1
12	206801		81495	SHIM KIT, ADJUSTING	1
13	206802		81495	BEARING ASS'Y	1
14	206803		81495	SHIM KIT, ADJUSTING	1
15	206804		81495	SHIM KIT, ADJUSTING	1
16	206805		81495	BEARING ASS'Y	1
17	206806		81495	SEAL, INPUT YOKE (INCL. 20)	1
18	206807		81495	SHIELD, INPUT YOKE DUST	1
19	206808		81495	YOKE, INPUT 6C	1
20	206809		81495	NUT, PINION HELR M, 28 X 1.5/23/41/54-6H-10	1
21	206810		81495	BUSHING, TRUNNION	1
22	206782		81495	SPACER	1

WHEN ORDERING PARTS, SPECIFY MODEL NUMBER, SERIAL
NUMBER AND DESCRIPTION OF PART REQUIRED

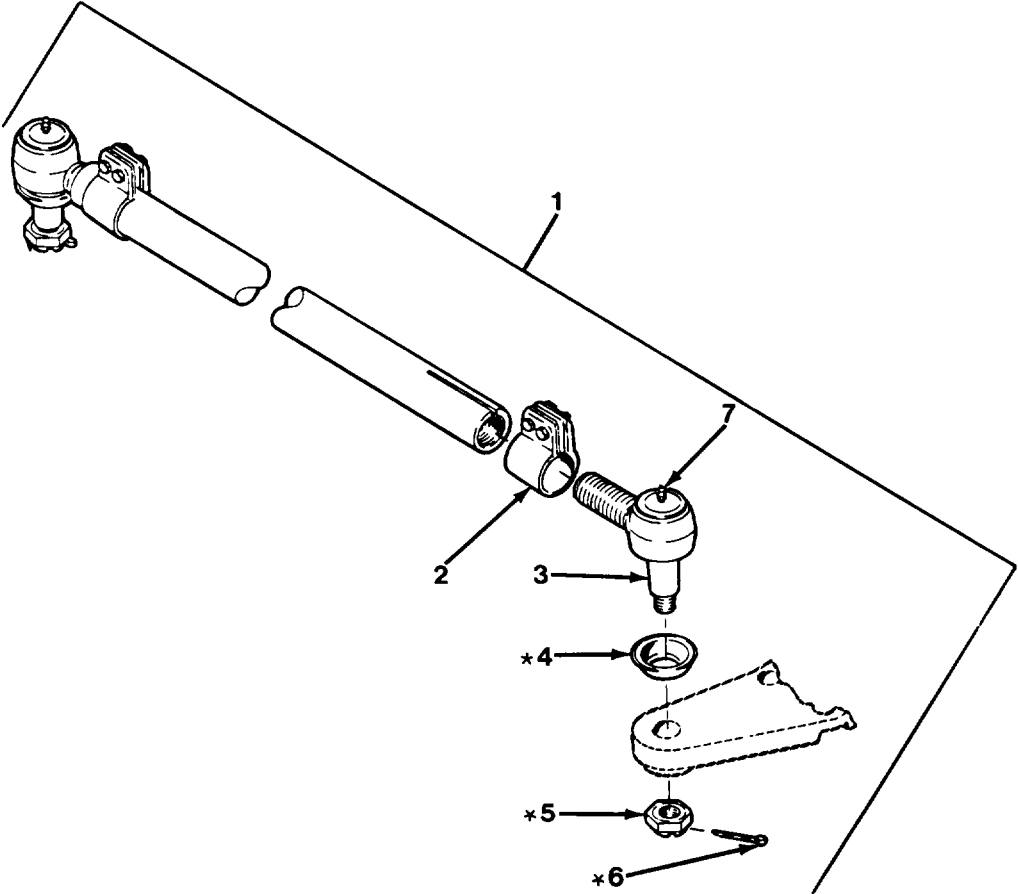


Figure 9-7. Front & Rear Tie Rods .

FIG IND NO	PART NO	VENDOR PART NO	FSCM	DESCRIPTION	QTY
1	206838		81495	TIE ROD ASS'Y (INCL. ITEMS 2 THRU 7)	1
2	206839		81495	CLAMP ASS'Y, ADJUSTING	2
3	206840		81495	END, ADJ. TIE ROD, R.H (INCL ITEMS MARKED WITH *)	1
	206841		81495	END, ADJ. TIE ROD, L.H (INCL. ITEMS MARKED WITH *)	1
4	206842*		81495	SHIELD, DUST	2
5	206843*		81495	NUT, CASTLE HM 30 X 1.5 DIN 935	2
6	206844*		81495	PIN, COTTER 6.3 X 56	2
7	208648*		81495	GREASE FITTING, 8X 125 - 45° 24.5-10.5	2

WHEN ORDERING PARTS, SPECIFY MODEL NUMBER, SERIAL
NUMBER AND DESCRIPTION OF PART REQUIRED

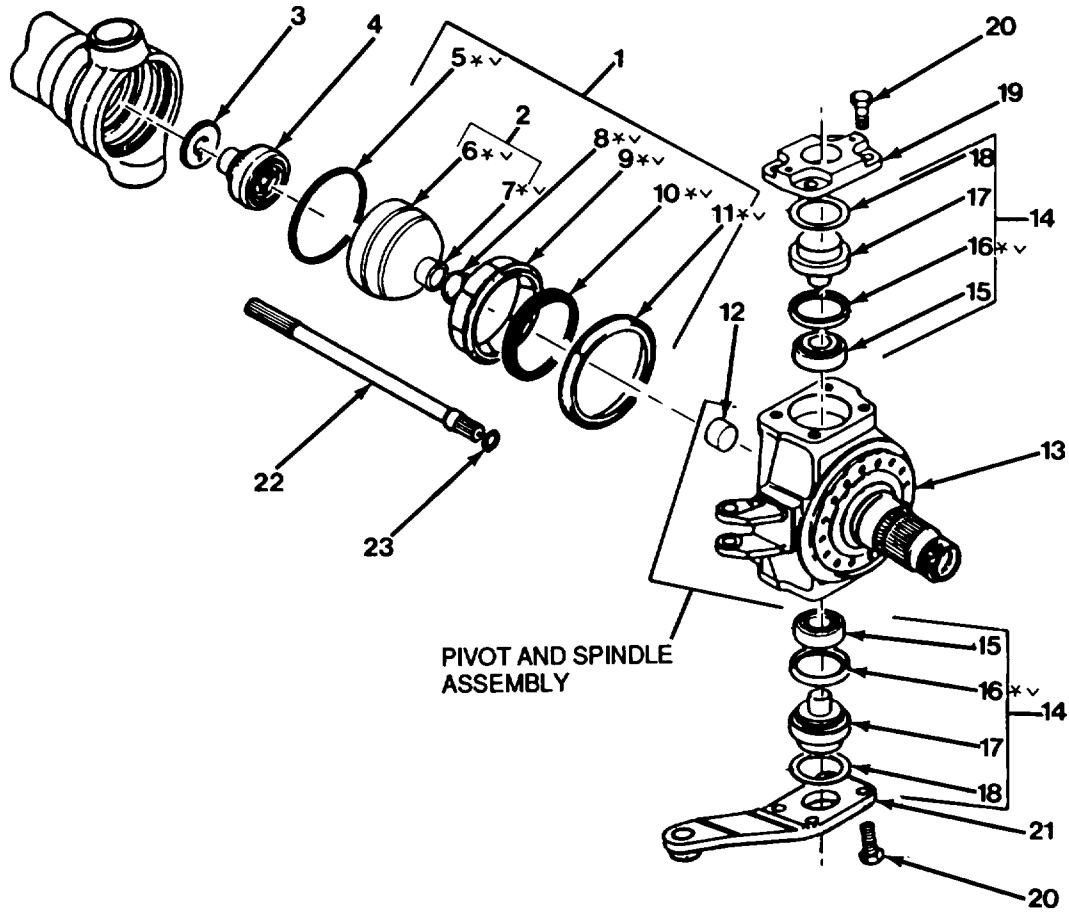


Figure 9-8. Front and Rear Pivot and Spindle Assembly.

FIG IND NO	PART NO	VENDOR PART NO	FSCM	DESCRIPTION	QTY
1	206814		81495	SEALING KIT (INCL ITEMS MARKED WITH *)	1
2	206815		81495	SEAL, BOWL & FACE (INCL ITEMS 6 AND 7)	1
3	206812		81495	BAFFLE, OIL	1
4	206813		81495	JOINT, RF 125 C.V (INCL ITEMS MARKED WITH ^)	1
5	206816**		81495	RING, 'O' BOWL BUSHING 1266.6 X 3.53-NBR-70	1
6	206817**		81495	BOWL	1
7	206818**		81495	SEAL, BOWL FACE	1
8	206819**		81495	RING, 'O' BOWL 40.65 X 5.34	1
9	206820**		81495	BUSHING, BOWL GUIDE	1
10	206821**		81495	SEAL, BOWL	1
11	206822**		81495	NUT, BOWL	1
12	206823		81495	BUSHING, PIVOT SHAFT	1
13	206824		81495	PIVOT & SPINDLE ASS'Y (INCL. ITEM 12)	1RR,LF
	206825		81495	PIVOT & SPINDLE ASS'Y (INCL ITEM 12)	1RR,LF
14	206826		81495	KIT, PIVOT BEARING (INCL. ITEMS 15 THRU 18)	2
15	206827		81495	BEARING ASS'Y, UPPER & LOWER PIVOT	2
16	206828**		81495	SEAL, TRUNNION	2
17	206829		81495	TRUNNION	2
18	206830		81495	SHIM KIT, ADJUSTING	2
19	206831		81495	CAP, PIVOT	1
20	206832		81495	BOLT, HEM 20 X 1.5 X 45/35-12.9	8
21	206833		81495	LEVER, TIE ROD	1RR,LF
	206834		81495	LEVER, TIE ROD	1RR,LF
22	206835		81495	SHAFT, AXLE	1R
	206836		81495	SHAFT, AXLE	1L
23	206837		81495	RING, 'C', 29 X 3	1

WHEN ORDERING PARTS, SPECIFY MODEL NUMBER, SERIAL
NUMBER AND DESCRIPTION OF PART REQUIRED.

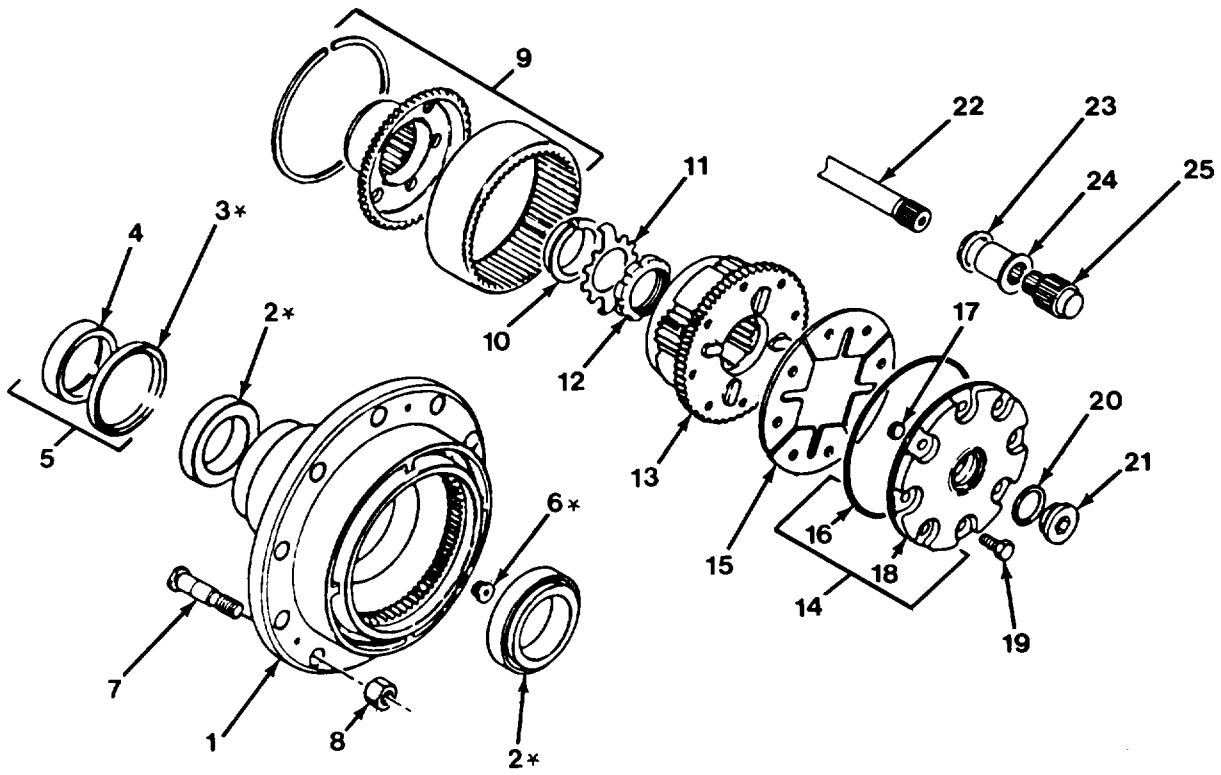


Figure 9-9. Front & Rear Planetary Wheel Ends

FIG IND NO	PART NO	VENDOR PART NO	FSCM	DESCRIPTION	QTY
	208113		81495	REDUCER ASSY, (INCL. ITEMS 1 THRU 25)	1
1	206845		81495	HUB (INCL ITEMS MARKED WITH *)	1
2	206846*		81495	BEARING ASS'Y	2
3	206847*		81495	SEAL, HUB OIL	1
4	206848		81495	RUNNER, SEAL	1
5	206849		81495	HUB SEAL & RUNNER	1
6	206777*		81495	PLUG, DRAIN M20 X 1.5	1
7	206851		81495	STUD, CLIPPED HEAD WHEEL 3/4-16 UNF X 90-D-25.54	10
8	204424		81495	NUT, SPHERICAL WHEEL 3/4-16 UNF,3 ASA-B1/22-10	10
9	206852		81495	CARRIER ASS'Y, RING GEAR	1
10	206853		81495	CONE, CENTERING	1
11	206854		81495	PLATE, LOCK	1
12	206855		81495	NUT, SPINDLE CCEE M60 X 200 18/82/6-6H8	1
13	206856		81495	CARRIER ASS'Y, PLANETARY (INCL. REF. 20)	1
14	206857		81495	COVER ASS'Y (INCL. ITEMS 16 & 18)	1
15	206858		81495	PLATES, SECTOR	4
16	206859		81495	RING, 'O, 196.44 X 3.53	1
17	206860		81495	PLUG, THRUST	1
18	206861		81495	COVER	1
19	206862		81495	BOLT, HM 12 X 1.5 X 30/30-6G-8.8	8
20	206863		81495	WASHER, SEALING, 42.4 X 50	1
21	206864		81495	PLUG, FILL M42 X 2.0	1
22	206865		81495	MID-SHAFT	1
23	206866		81495	RING, THRUST	1
24	206867		81495	COUPLER	1
25	206868		81495	GEAR, SUN	1

WHEN ORDERING PARTS, SPECIFY MODEL NUMBER, SERIAL
NUMBER AND DESCRIPTION OF PART REQUIRED.

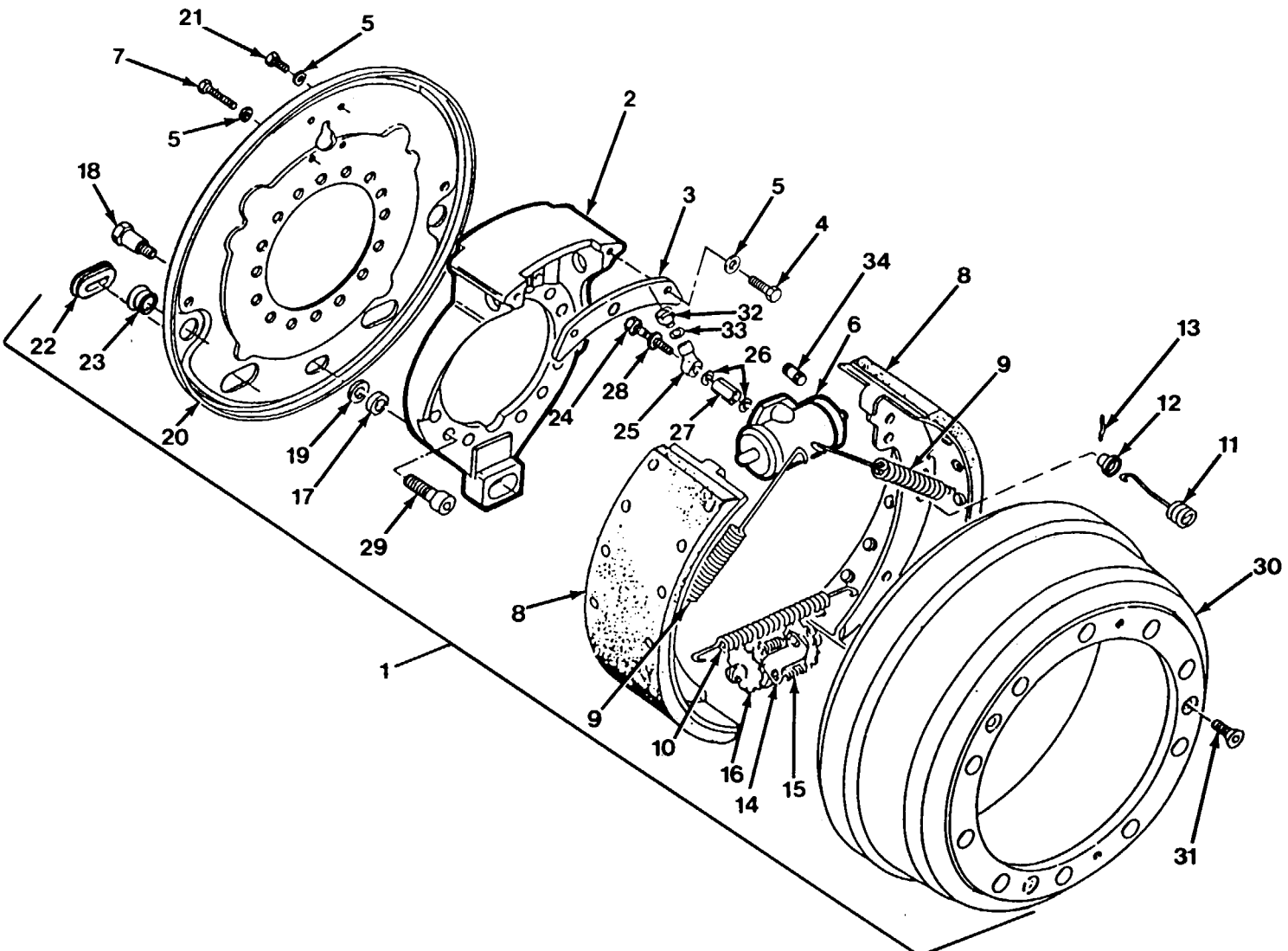


Figure 9-10. Front and Rear Brakes .

FIG IND NO	PART NO	VENDOR PART NO	FSCM	DESCRIPTION	QTY
1	207361		81495	BRAKE ASS'Y, REAR HYDRAULIC	1LS
	207362		81495	BRAKE ASS'Y, REAR HYDRAULIC	1RS
	207363		81495	BRAKE ASS'Y, FRONT HYDRAULIC	1LS
	207364		81495	BRAKE ASS'Y, FRONT HYDRAULIC (ABOVE ASSEMBLIES INCL. ITEMS 2 - 34)	1RS
2	207365		81495	SPIDER, BRAKE	1
3	207366		81495	PLATE, SPRING RETAINING	1
4	207367		81495	BOLT, HM8 X 18	2
5	204440		81495	WASHER, W10	10
6	207368		81495	CYLINDER, WHEEL 1- 1/8" REAR	1
	207369		81495	CYLINDER, WHEEL 1- 3/8" FRONT	1
7	207370		81495	BOLT, CHC M8X1.25 ISO 4762	2
8	207371		81495	SHOE ASS'Y, BRAKE	2
9	207372		81495	SPRING	2
10	207373		81495	SPRING	1
11	207374		81495	SPRING	2
12	207375		81495	PLATE, LOCK	2
13	207376		81495	SPRING, RETAINER	2
14	207377		81495	ADJUSTER, AUTOMATIC BRAKE	1
15	207378		81495	SPRING	2
16	207379		81495	SCREW	2
17	207380		81495	WASHER	1
18	207381		81495	BOLT	1
19	207382		81495	WASHER, WB14 DIN137	1
20	207383		81495	SHIELD, DUST	1
21	207384		81495	BOLT, CHC M8 X 1.25 X 16.6G 8.8 ISO 4768	6

WHEN ORDERING PARTS, SPECIFY MODEL NUMBER, SERIAL
NUMBER AND DESCRIPTION OF PART REQUIRED

FIG IND NO	PART NO	VENDOR PART NO	FSCM	DESCRIPTION	QTY
22	207385		81495	PLUG	2
23	207386		81495	PLUG	2
24	207948		81495	BOLT, BRAKE FITTING	1
25	207949		81495	FITTING, BRAKE	1
26	207950		81495	WASHER, SEALING	2
27	207951		81495	SPACER	1
28	207952		81495	WASHER, SEALING	1
29	207387		81495	BOLT, CHC M16 X 1.50 X 35 6G-129 DIN 912	15
30	207388		81495	DRUM, BRAKE	1
31	204425		81495	SCREW, FHC 90° M10 X 1.50 X 25 6G 8.8 DIN7991	3
32	207953		81495	ADAPTER, BRAKE FITTING	1
33	208114		81495	WASHER, SEALING, 12 X 17 X 1	1
34	208602		81495	SCREW, BLEADER	1

WHEN ORDERING PARTS, SPECIFY MODEL NUMBER, SERIAL
NUMBER AND DESCRIPTION OF PART REQUIRED.

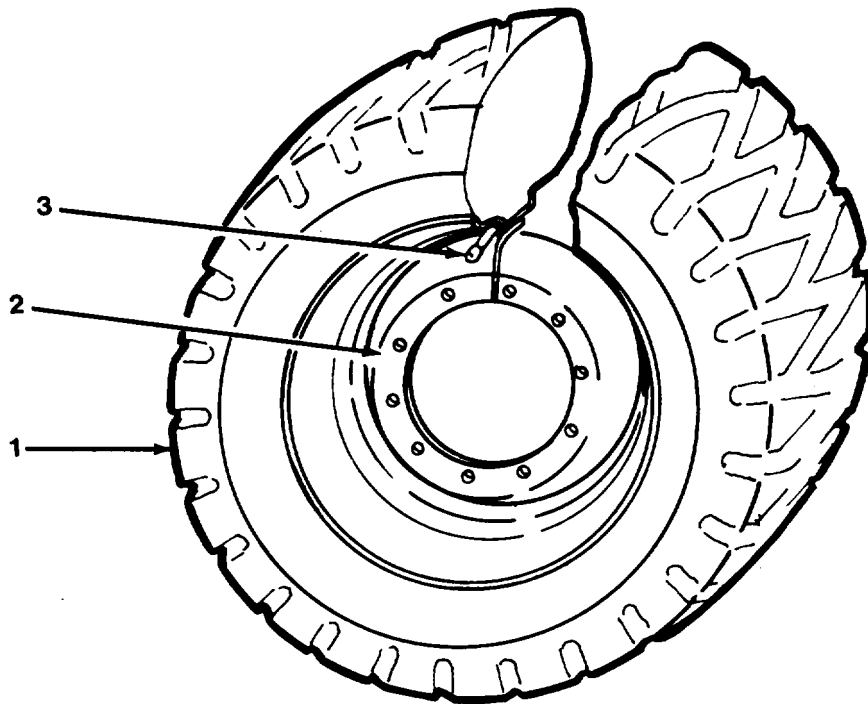


Figure 9-11. Wheels and Tires.

FIG IND NO	PART NO	VENDOR PART NO	FSCM	DESCRIPTION	QTY
	709A1361		81495	Tire Ass'y (incl. Items 1 thru 3)	4
1	709 1068	12x22.5 LCM 14 Ply	73808	Tire	1
2	709 1069	22.5-8.25 WHL	89341	Wheel	1
3	709 1774	TR500 6300v	73808 09686	Stem, Valve Cap	1 1

WHEN ORDERING PARTS, SPECIFY MODEL NUMBER, SERIAL NUMBER AND DESCRIPTION OF PART REQUIRED

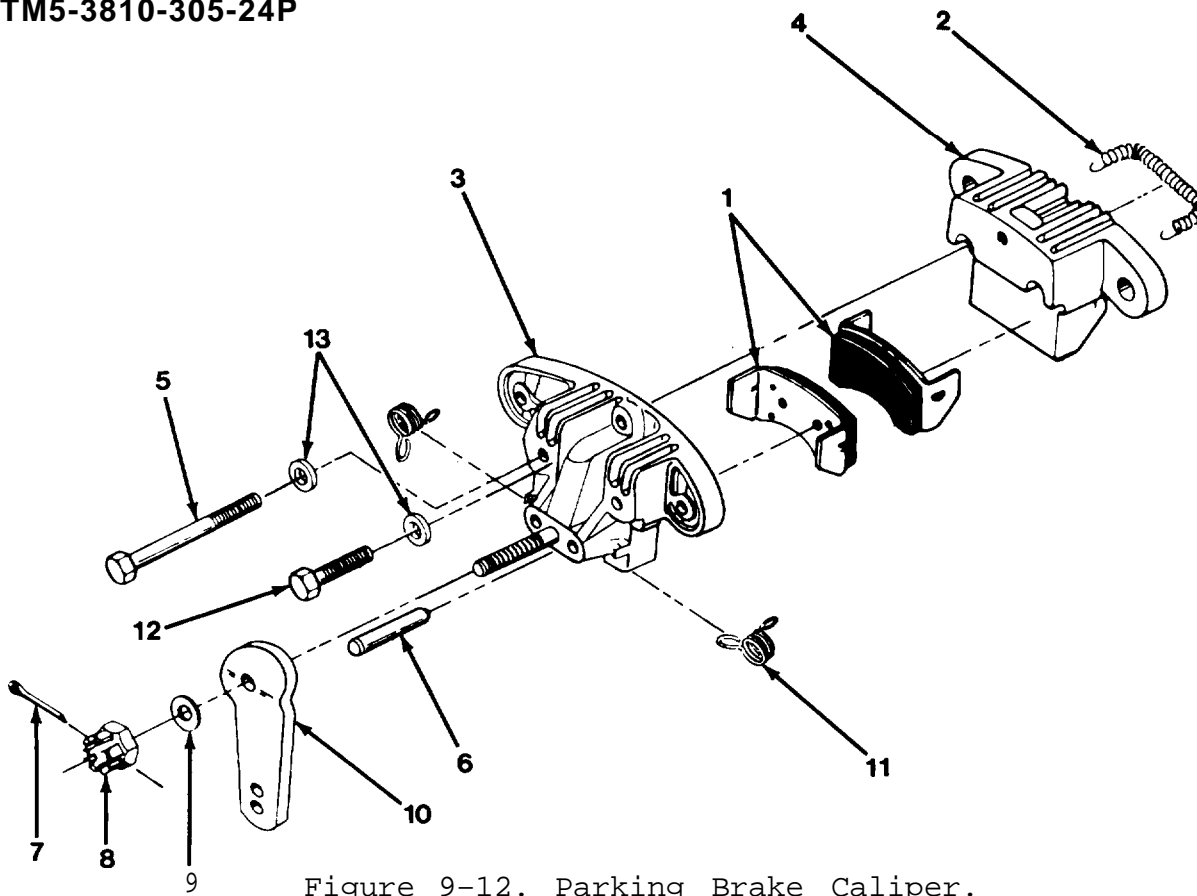


Figure 9-12. Parking Brake Caliper.

FIG IND NO	PART NO	VENDOR PART NO	FSCM	DESCRIPTION	QTY
	206871	DOO-07814	22075	Parking Brake Ass'y (Incl. Item 1 thru 13)	1
1	207894	B99-02035	22075	Pad Holder Assembly	2
2	207895	A06-03356	22075	Spring	1
3	207896	C12-07716	22075	Casting, Cam Side	1
4	207897	C12-07718	22075	Casting, Carrier	1
5	207898	A01-07860	22075	Bolt	2
6	207899	A05-09273	22075	Pin, Push	2
7	204909	B05-07250	22075	Pin, Cotter	1
8	207900	A02-08052	22075	Nut, Castle	1
9	204911	A03-02772	22075	Washer	1
10	207901	B18-07788	22075	Cam, Operator	1
11	207902	A06-09409	22075	Spring	2
12	207903	A01-09314	22075	Bolt	1
13	207904	A03-02204	22075	Washer	3

WHEN ORDERING PARTS, SPECIFY MODEL NUMBER, SERIAL NUMBER AND DESCRIPTION OF PART REQUIRED

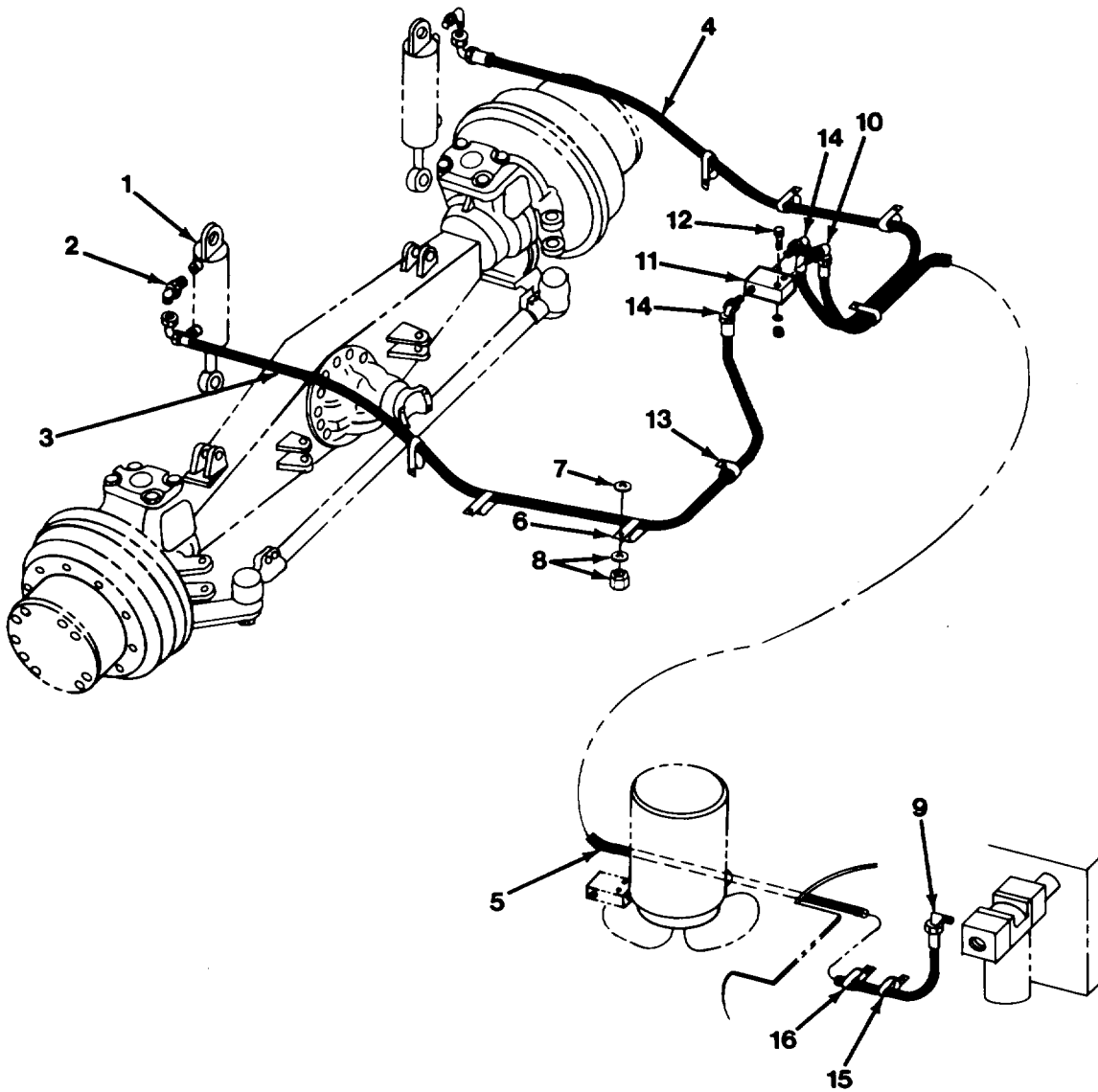


Figure 10-1. Axle Lockout System

FIG IND NO	PART NO	VENDOR PART NO	FSCM	DESCRIPTION	QTY
1	SEE FIG 10-2		81495	CYLINDER	2
2	1219-776	2503-6-6	57760	*ELBOW	2
3	709-1270-78		81495	HOSE	1
4	709 1270-75		81495	HOSE	1
5	709 1270-99		81495	HOSE	1
6	200B2007-59		81495	CLAMP	6
7	085 113 24	DIN125A-M12- TP200-A4C	15526	WASHER, PLAIN M13	6
8	085 108 17	DIN125A-M8- TP200-A4C	15526	WASHER, PLAIN M8	6
	081 308 13	DIN985-M8 6/8-A4C	15526	NUT, LOCK M8	6
9	360 3215	2503-6-6	57760	*ELBOW	1
10	12019-304	202702-4-6S	01276	*ELBOW	1
11	SEE FIG 10-3			VALVE, AXLE LOCKOUT	1
12	085 106 12	DIN125A-M6- TP200-A4C	15526	WASHER, FLAT, M6	2
	081 306 11	DIN985-M6- 6/8-A4C	15526	NUT, M6	2
	071 306 32	DIN931-M6 X 50-8.8-A4C	15526	CAPSCREW, M6 X 50	2
13	200B2007-6		81495	CLAMP	12
14	375 1406	2062-4-6	01276	*ELBOW	2
15	200B2007-67		81495	CLAMP	1
16	200B2007-68		81495	CLAMP	1

*REF TO ANNEX A FOR O-RINGS

WHEN ORDERING PARTS, SPECIFY MODEL NUMBER, SERIAL
NUMBER AND DESCRIPTION OF PART REQUIRED

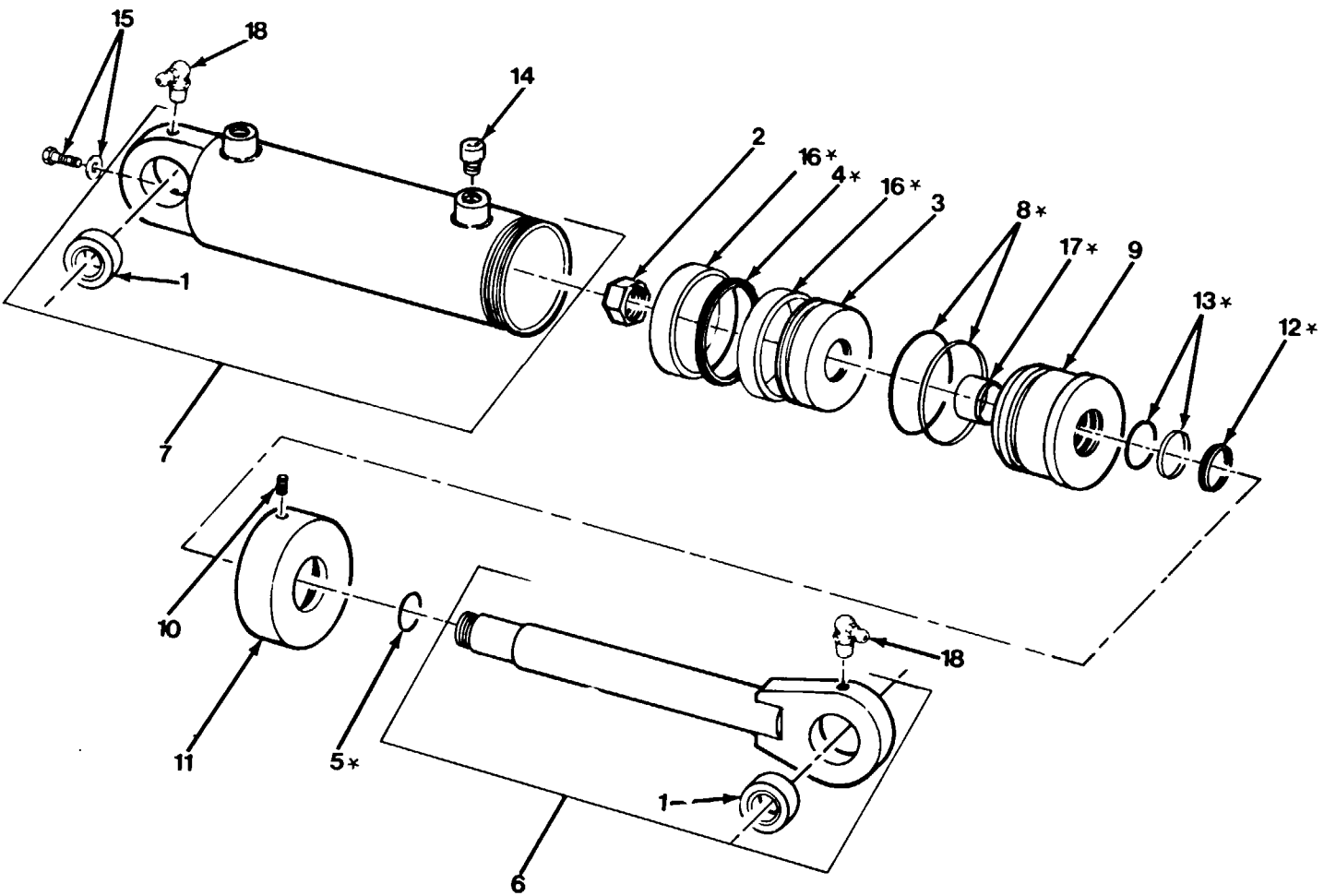


Figure 10-2. Axle Lockout Cylinder

FIG IND NO	PART NO	VENDOR PART NO	FSCM	DESCRIPTION	QTY
	709 1003	600-1912	18108	CYLINDER, AXLE LOCKNUT (INCL. ITEMS 1 THRU 18)	2
	206704	44-1912-S	18108	KIT, SEAL (INCL. ITEMS MARKED WITH *)	
1	207122	B16-LSS	18108	BEARING (RBC)	2
2	207123	36-913	18108	LOCKNUT, 1F PREV. TORQUE	1
3	207124	45-7678	18108	PISTON	1
4	207125	31-7691*	18108	SEAL, PISTON	1
	208106	31-7692*	18108	RING, LOAD (SQUARE)	1
5	207126	27-807-0*	18108	RING, 'O' (2-214-70)	1
6	207127	48-7109	18108	ROD ASSEMBLY (INCLUDES ITEM 1)	1
7	207128	47-7108	18108	BARREL ASSEMBLY (INCLUDES ITEM 1)	1
8	207129	27-838-0*	18108	RING 'O' (2-338-70)	1
	208107	28-838-1*	18108	RING, BACK-UP	1
9	207130	46-7107	18108	SLEEVE	1
10	207131	25-1061	18108	SETSCREW, 1/4C X 1/4 CUP PT	2
11	207132	54-7110	18108	CAP	1
12	207133	30-943*	18108	WIPER, ROD	1
13	207134	27-803-0*	18108	RING, 'O' (2-325-70)	1
	208108	28-803-1*	18108	RING, BACK-UP	1
14	207135	33-7706	18108	PORT, BREATHER	1
	4606011	3-94-N-552-90	57760	RING, 'O' (3-904-90)	1
15	207136	33-6875	18108	SCREW, BLEEDER	1
	4600838	3-96-N-552-90	57760	RING, 'O' (3-906-90)	1
16	208109	31-7246*	18108	RING, WEAR (PISTON)	2
17	208110	31-7689*	18108	RING, WEAR (SLEEVE)	1
18	1213-6	MS15003-6	56926	FITTING, GREASE	2

WHEN ORDERING PARTS, SPECIFY MODEL NUMBER, SERIAL
NUMBER AND DESCRIPTION OF PART REQUIRED.

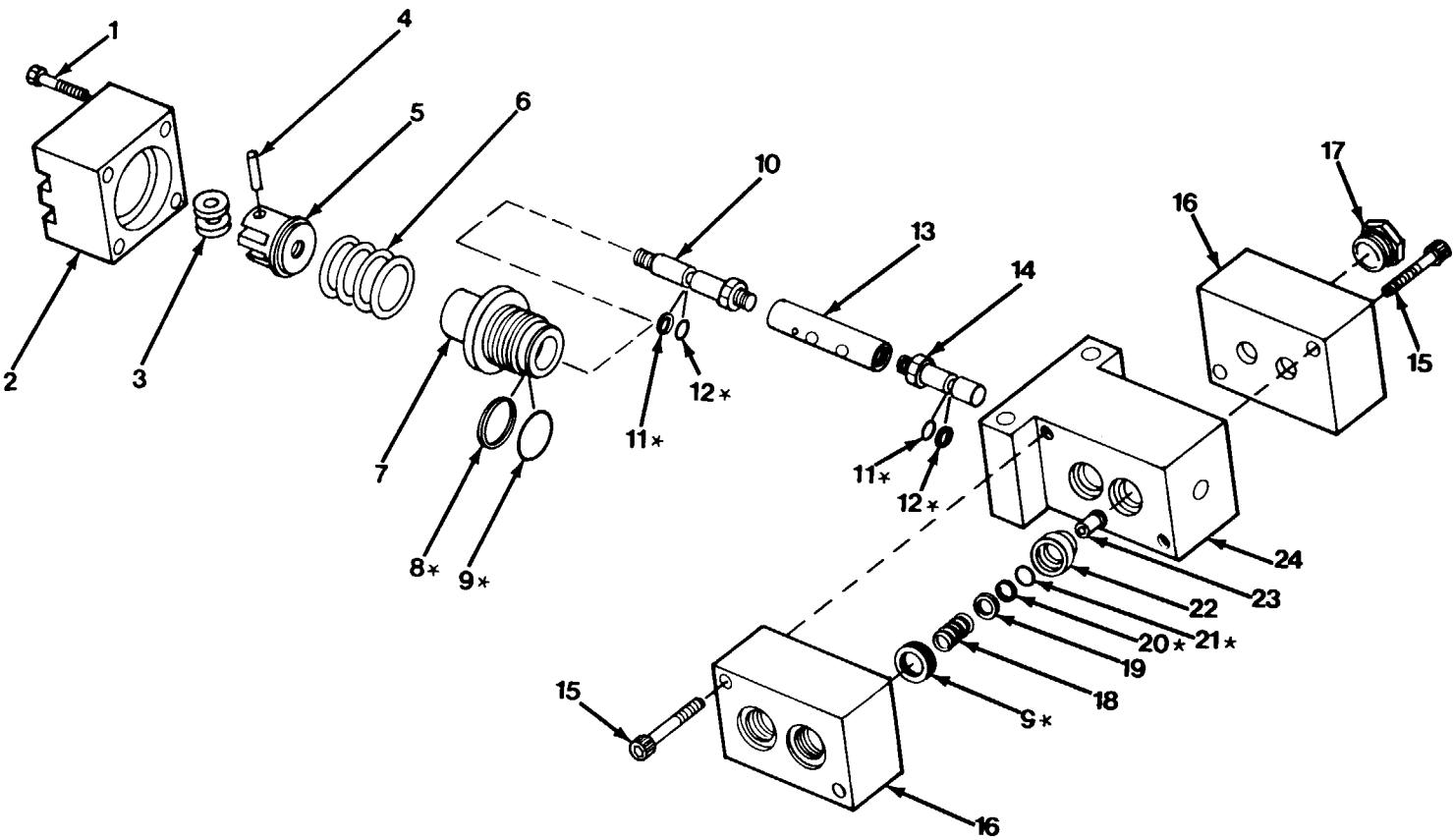


Figure 10-3. Axle Lockout Valve.

FIG IND NO	PART NO	VENDOR PART NO	FSCM	DESCRIPTION	QTY
	709 1222	11-2285-1	86768	VALVE ASSEMBLY (INCL. ITEMS 1 THRU 24)	1
	208166	2-2486-7	86768	KIT, SEAL (INCL. ITEMS MARKED WITH *)	
1	207524	504105-0810-0000	86768	CAPSCREW, SOCKET HEAD 8/32C X 1	4
2	207519	00214-0004-2201	86768	CAP, END	1
3	207521	7-2286-1	86768	FOLLOWER	2
4	207520	533215- 0810-0000	86768	PIN, DOWEL 3/16 X 5/8	1
5	207522	00214-0004-2002	86768	END, STEM	1
6	207523	00211-0000-1103	86768	SPRING, STEM END	1
7	207517	00214-0004-0603	86768	GUIDE	1
8	207525	500001- 0013-0000*	86768	BACK-UP RING, GUIDE	1
9		500000- 0013-0002*	86768	O-RING, GUIDE (013-70N) AND INSERTS	5
10	207518	00214-0004-0500	86768	SHAFT	1
11	207515	5000001- 0006-0000*	86768	BACK-UP RING, PUSH ROD	2
12	207516	500000- 0006-0002*	86768	O-RING, PUSH ROD (006-70N)	2
13	207527	00214-0004-0305	86768	SLIDE	1
14	207514	00214-0004-0401	86768	ROD, PUSH	1
15	207535	514108- 1310-0000	86768	CAPSCREW, SOCKET HD. 1/4C X 2-1/4	4
16	207512	00214-0004-0203	86768	CAP	2
17	207528	4 P50N-S	30781	PLUG, HEX	1
18	207530	00211-0000-1200	86768	SPRING, SEAL	4
19	207531	00211-0000-0700	86768	WASHER	4
20	207532	500001- 0008-0000*	86768	BACK-UP RING, SEAL	4
21	207533	500000- 0008-0002*	86768	O-RING, SEAT (008-70N)	2
22	207529	00211-0000-0600	86768	INSERT	4
23	207534	00211-0000-0500	86768	SEAT	4
24	207513	00214-0004-0117	86768	BODY	1

WHEN ORDERING PARTS, SPECIFY MODEL NUMBER, SERIAL
NUMBER AND DESCRIPTION OF PART REQUIRED.

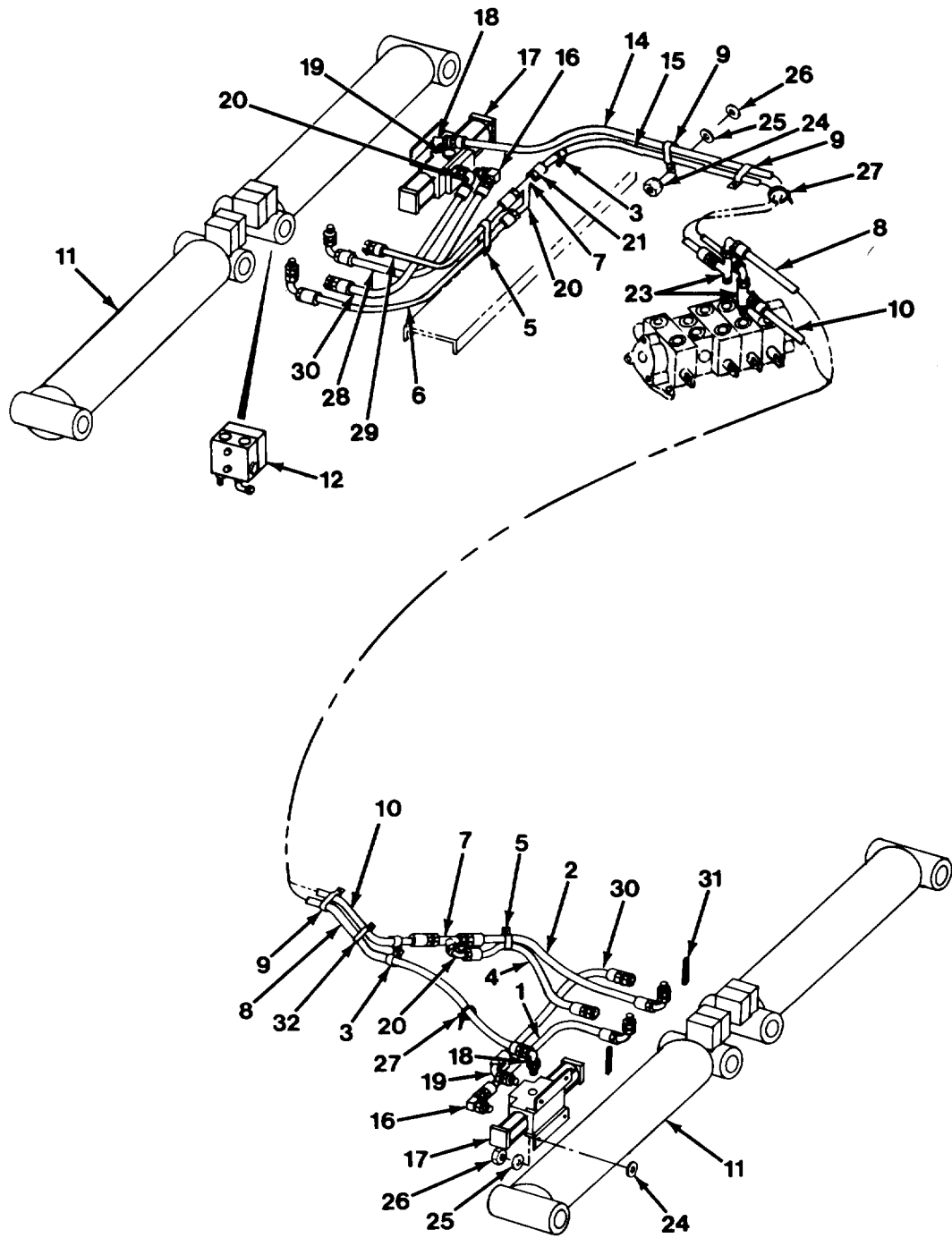


Figure 10-4 Outrigger Hydraulics.

FIG IND NO	PART NO	VENDOR PART NO	FSCM	DESCRIPTION	QTY
1	709 1270-17		81495	HOSE	1
2	709 1270-21		81495	HOSE	1
3	200B2007-7		81495	CLAMP	4
4	709 1272-18		81495	HOSE	1
5	200B2007-6		81495	CLAMP	2
6	709 1270-31		81495	HOSE	1
7	362 3425	063T-6-6	57760	TEE	2
8	709 1248-51		81495	HOSE	1
9	200B2007-67		81495	CLAMP	6
10	709 1260-36		81495	HOSE	1
11	SEE FIG 10-5			CYLINDER	4
12	SEE FIG 10-6			VALVE, HOLD	4
13				NOT APPLICABLE	
14	709 1260 134		81495	HOSE	1
15	709 1248-124		81495	HOSE	1
16	362 1468	2503-8-6	57760	*ELBOW	4
17	SEE FIG 10-7			VALVE, SOLENOID	2
18	362 1619	2503-8-8	57760	*ELBOW	2
19	362 4401	05CP-6	57760	*PLUG	2
20	362 2405	3903-6-6	57760	*ELBOW	2
21	12019-240	0303-8-6	57760	ADAPTER	2
22				NOT APPLICABLE	
23	362 3612	053T-8-8	57760	* TEE	2
24	085 113 24	DIN125A-M12- TP200-A4C	15526	PLAINWASHER, M13	17
25	085 108 17	DIN125A-M8- TP200-A4C	15526	PLAINWASHER, M8	18
26	081 308 13	DIN985-M8- 6/8-A4C	15526	LOCKNUT, M8	18
27	1222-202	MS3367-3	96906	WRAP, TIE	2
28	709 1270-16		81495	HOSE	1
29	709 1272-26		81495	HOSE	1
30	709 1272-15		81495	HOSE	2
31		1375-3/8-B-3	57137	TRIM, FLEX, 3/8 X 5/8 X 9"	2
32	200B2007-13		81495	CLAMP	1

*REFER TO ANNEX A FOR O-RINGS

WHEN ORDERING PARTS, SPECIFY MODEL NUMBER, SERIAL NUMBER AND DESCRIPTION OF PART REQUIRED.

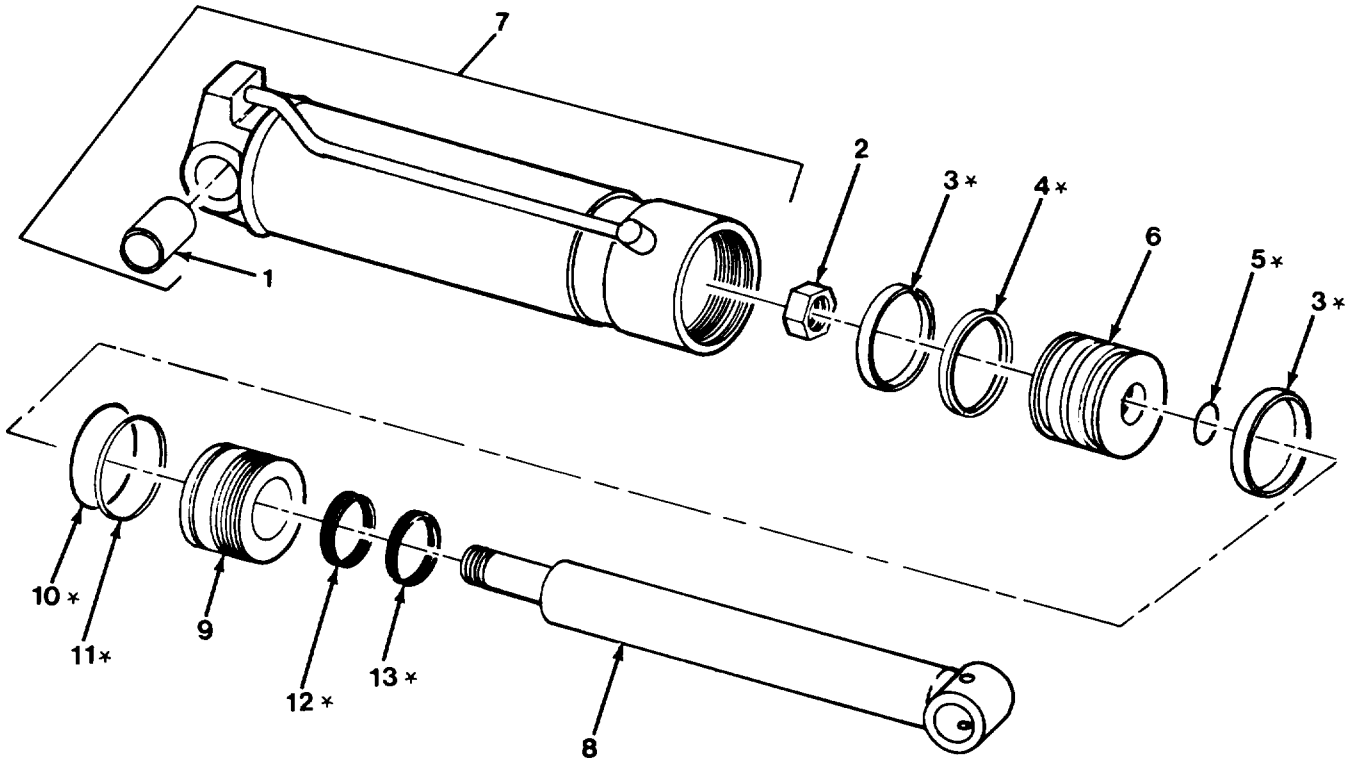


Figure 10-5. Outrigger Cylinder.

FIG IND NO	PART NO	VENDOR PART NO	FSCM	DESCRIPTION	QTY
	709 1005	709 1005	67089	Cylinder, Outrigger	4
	206629	DH24-111	67089	Kit, Seal (Incl. Items marked with *)	4
1	207149	DH21-98	67089	Bushing	2
2	207150	DH17-71	67089	Nut, Hex 1-1/2-12 STR Full GR8	1
3	207151	DH30-11*	67089	Ring, Wear	2
4	207152	DH5-159*	67089	Seal, Piston	1
5	207153	2-222-N674-70*	57760	Ring, 'O' (-222-70N)	1
6	207154	DH4-165	67089	Piston	1
7	207155	DHA1-273	67089	Cylinder (Incl Item 1)	1
8	207156	DH2-272	67089	Rod	1
9	207157	DH3-186	67089	Gland	1
10	207158	2-248-N674-70*	57760	Ring, 'O' (-248-70N)	1
11	207159	8-248*	67089	Ring, Back-up	1
12	207160	DH5-126*	67089	Seal, Poly-Pak	1
13	207161	DH14-97*	67089	Wiper, Rod	1

WHEN ORDERING PARTS, SPECIFY MODEL NUMBER, SERIAL NUMBER AND DESCRIPTION OF PART REQUIRED.

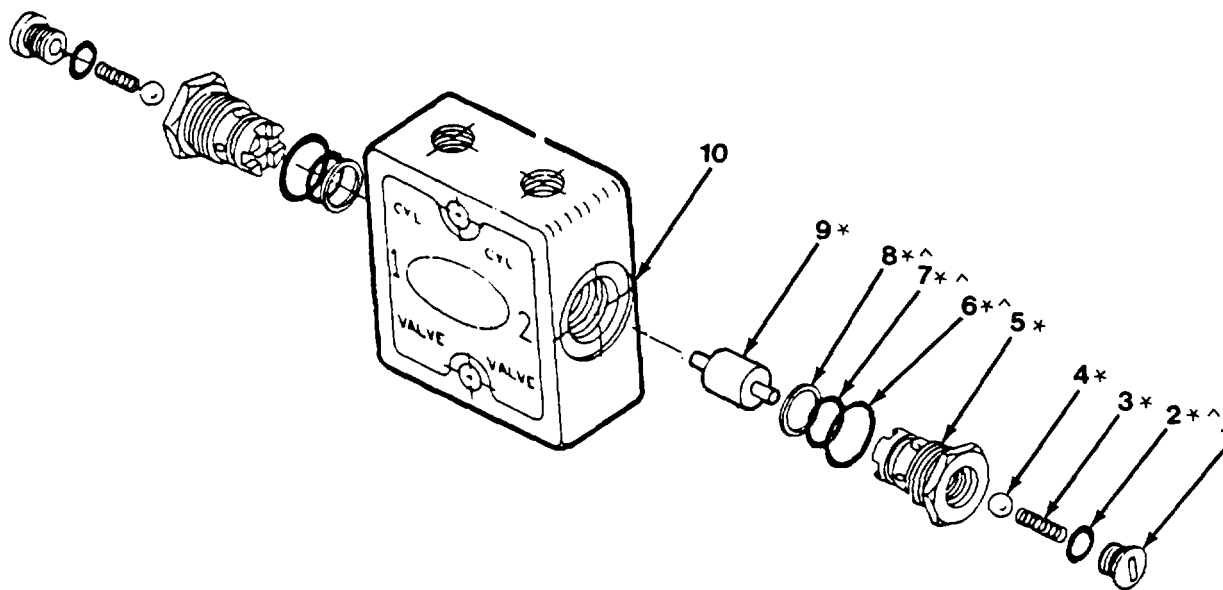


Figure 10-6. Outrigger Hold Valve.

FIG IND NO	PART NO	VENDOR PART NO	FSCM	DESCRIPTION	QTY
	706 9400	LOA-C-6-D-R1	02249	Valve, Hold	4
	206601	K-26002	02249	Kit, Rebuild (Incl. Items marked with *)	A/R
	206602	K-26004	02249	Kit, Seal (Incl. Items marked with `)	A/R
1	207543	3112-001*	02249	Cap, Check Body	2
2	207544	3119-001* ^A	02249	Seal, 'O' Ring (-903-70N)	2
3	207545	3068-001*	02249	Spring, Check	2
4	207546	3089-001*	02249	Ball, Check	2
5	207547	3113-001*	02249	Body, Check	2
6	207548	2706-001* ^A	02249	Seal, 'O' Ring (-908-70N)	2
7	207549	1091-001* ["]	02249	Seal, 'O' Ring (-014-70N)	2
8	207550	0682-001**	02249	Washer, Back-Up	2
9	207551	3116-001*	02249	Piston, Double	1
10	N.S.S.			Body	1

WHEN ORDERING PARTS, SPECIFY MODEL NUMBER, SERIAL NUMBER AND DESCRIPTION OF PART REQUIRED.

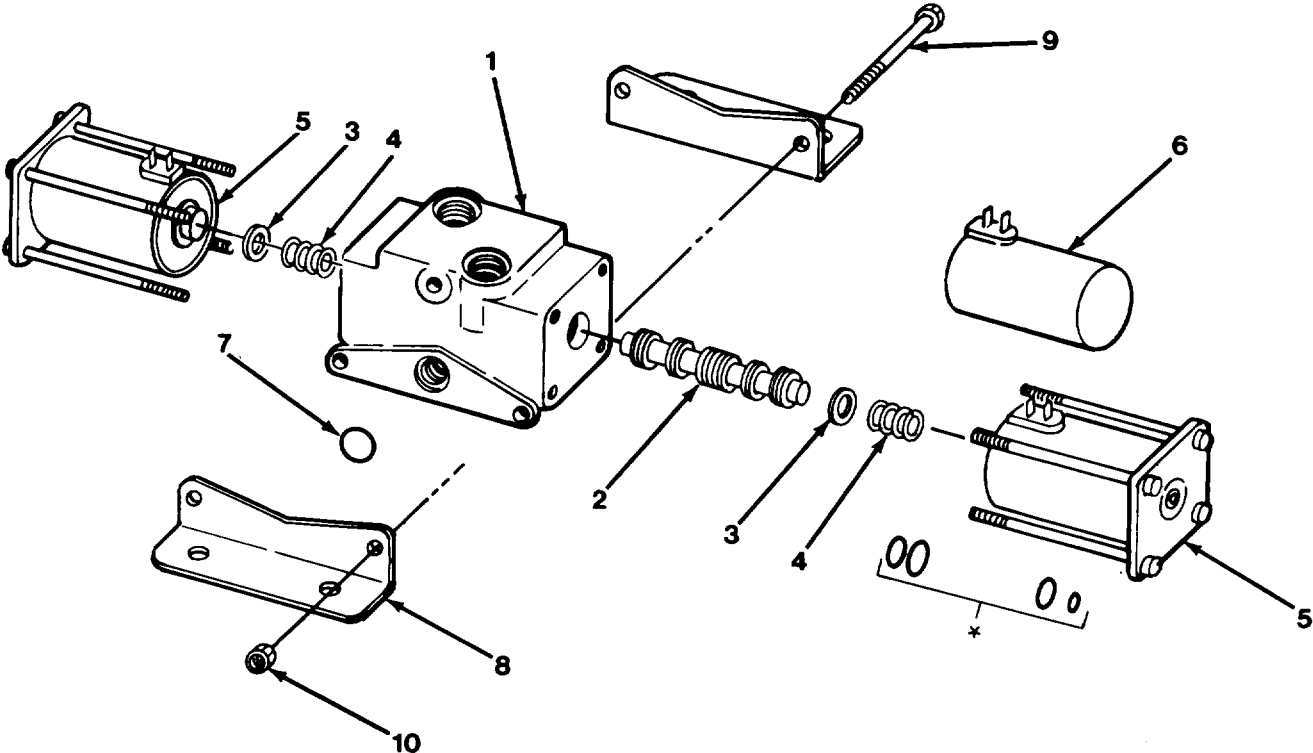


Figure 10-7. Outrigger Solenoid Valve.

FIG IND NO	PART NO	VENDOR PART NO	FSCM	DESCRIPTION	QTY
	709 1225	MD06-PDNC- AA-24	77521	VALVE ASS'Y (INCL. ITEMS 1 THRU 10)	1
*	206610	708273	77521	KIT, SEAL (USED INSIDE OF ITEM 5)	2
1	208342	243122	77521	BODY	1
2	208343	355865	77521	SPOOL	1
3	207208	355841	77521	WASHER	2
4	29620	493635	77521	SPRING	2
5	26843	707719	77521	CASE AND TUBE ASS'Y	2
6	206611	493420	77521	COIL, SOLENOID, 24V	2
7	23291	407347	77521	RING, 'O' (-011-70N)	2
8	29844	493744	77521	BRACKET, MOUNTING	2
9	310 2435		81495	BOLT, 3/8F X 3-1/4 GR5	2
10	340 2403		81495	NUT, 3/8F	2

WHEN ORDERING PARTS, SPECIFY MODEL NUMBER, SERIAL
NUMBER AND DESCRIPTION OF PART REQUIRED.

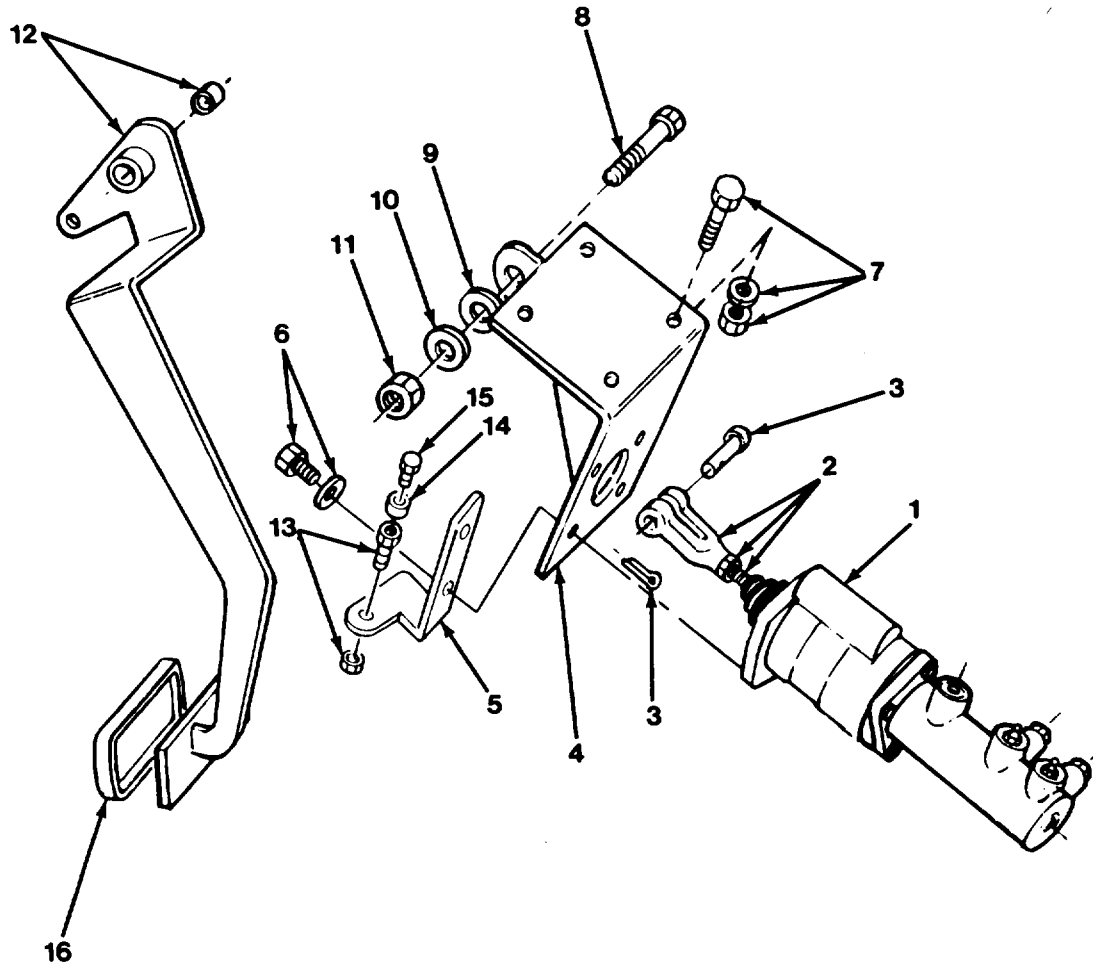


Figure 10-8A. Hydraulic Brakes

FIG IND NO	PART NO	VENDOR PART NO	FSCM	DESCRIPTION	QTY
	709A1746		81495	BRAKE ASS'Y (INCL. ITEMS 1 THRU 49)	1
1	SEE FIG 10-10		81495	VALVE, BOOSTER	1
2	2464		81495	YOKE	1
	340 2803		81495	NUT, JAM, 1/2F	2
	709 1855		81495	ROD, PUSH	1
3	1689		81495	PIN	1
	1207-12	MS24665-353	96906	PIN, COTTER, 1/8X1	1
4	709F1116		81495	BRACKET	1
5	709 1166		81495	STRIP	1
6	1203-55		81495	CAPSCREW, 7/16 X 1-1/4 GR5	4
	1210-23		81495	LOCKWATER, 7/16 REG	4
7	071 410 36	DIN933-M10 X 40-8.8-A4C	15526	CAPSCREW, M10 X 40	4
	085 310 19	DIN127B-M10- HRC44-51-A4C	15526	LOCKWASHER, M10	4
	081 110 16	DIN934-M10- 10-A4C	15526	NUT, M10	4
8	1203-235		81495	BOLT, SHOULDER, 1 X 1-1/2 3/4C SOCKET HEAD	1
9	1209-83		81495	WASHER, PHENOLIC	1
10	1208-7		81495	BUSHING, MACHINERY 3/4 X 1-1/4 X .085 NOM.	1
11	1205-212	49NE-120	72962	NUT, LOCK, 3/4C	1
12	709F1112		81495	PEDAL W/BUSHING	1
	1214-139	AA1232	81495	BUSHING	1
13	40903		81495	CAPSCREW, 5/16C X 2-1/2 SPECIAL	1
	1205-25		81495	NUT, 5/16C	2
14	6977		81495	BUMPER	1
15	1233-1		81495	SCREW, MACHINE #10F X 1/2	1
16	1221-19	3037	81495	PEDAL, RUBBER	1

WHEN ORDERING PARTS, SPECIFY MODEL NUMBER, SERIAL
NUMBER AND DESCRIPTION OF PART REQUIRED.

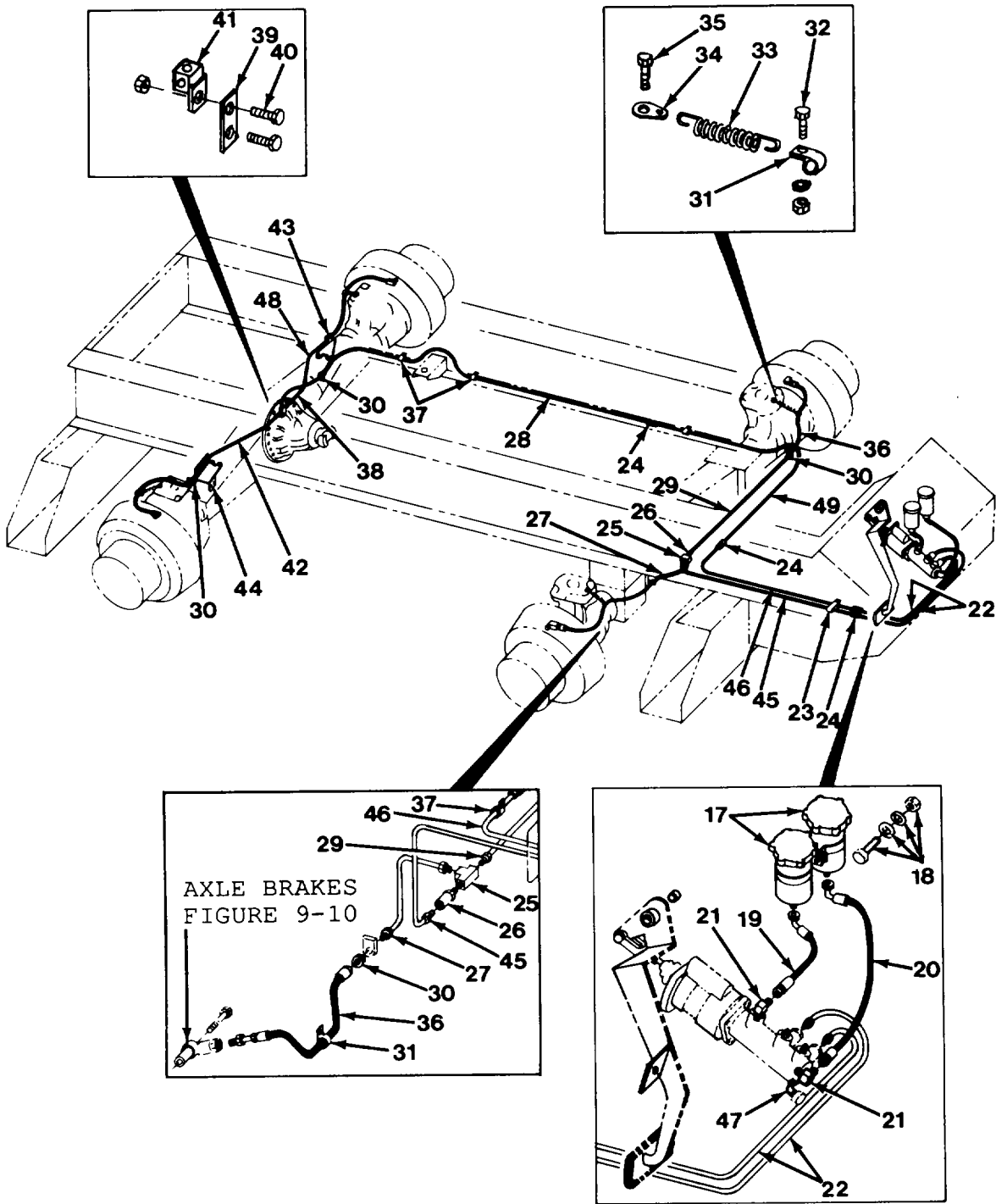


Figure 10-8B. Hydraulic Brakes.

FIG IND NO	PART NO	VENDOR PART NO	FSCM	DESCRIPTION	QTY
17	709 1097	20-920-505	92865	RESERVOIR	2
18	071 410 36	DIN933-M10 X 40-8.8-A4C	15526	CAPSCREW, M10 X 40	2
	085 310 18	DIN127B-M10- HRC44-51-A4C	15526	LOCKWASHER, M10	2
	085 110 21	DIN125A-M10- TP200-A4C	15526	PLAINWASHER, M10	2
	081 110 16	DIN934-M10- 10-A4C	15526	NUT, M10	2
19	709 1794-9		81495	HOSE	1
20	709 1795-17		81495	HOSE	1
21	1219-776	2503-6-6	57760	*ELBOW	2
22	709 1768		81495	TUBING	2
23	200B2007-2		81495	CLAMP	1
	085 108 17	DIN125A-M8- TP200-A4C	15526	PLAINWASHER, M8	1
	081 308 13	DIN985-M8- 6/8-A4C	15526	NUT, M8	1
24	1219-107	421FHD-5	57760	COUPLING, BRASS	4
25	362 3220	752X4	79470	TEE, BRASS	1
26	12019-46	461FHD-5-2	57760	REDUCER, BRASS	1
27	709 1769		81495	TUBING	1
28	709 1770		81495	TUBING	1
29	709 1771		81495	TUBING	1
30	1205-85		81495	NUT, JAM, 5/8F	4
31	200B2007-4		81495	CLAMP	4
32	1200-2		81495	CAPSCREW, 1/4F X 3/4 GR5	4
	1209-1		81495	PLAINWATER, 1/4	8
	1205-22	21NE-048	72962	LOCKNUT, 1/4F	4
33	37141		81495	SPRING	4
34	8904		81495	HOOK, SPRING	4
35	071 412 16	DIN933-M12 X 20-8.8-A4C	15526	CAPSCREW, M78 X 20	4
36	709A4246-25		81495	HOSE	4

WHEN ORDERING PARTS, SPECIFY MODEL NUMBER, SERIAL
NUMBER AND DESCRIPTION OF PART REQUIRED.

FIG IND NO	PART NO	VENDOR PART NO	FSCM	DESCRIPTION	QTY
37	200B2007-2		81495	CLAMP	6
	1200-365	DIN933-M8 X 30-8.8-A4C	15526	CAPSCREW, M8 X 30	1
	085 108 17	DIN125A-M8- TP200-A4C	15526	PLAINWASHER, M8	6
	081 308 13	DIN985-M8- 6/8-A4C	15526	NUT, M8	1
	085 110 21	DIN125A-M10- TP200-A4C	15526	PLAINWASHER, M10	6
38	1244-143		81495	HOSE	1
39	709 1782		81495	PLATE	1
40	071 410 36	DIN933-M10 X 40-8.8-A4C	15526	CAPSCREW, M10 X 40	1
	081 310 16	DIN985-M10- 6/8-A4C	15526	LOCKNUT, M10	1
	085 110 21	DIN125A-M10- TP200-A4C	15526	PLAINWASHER, M10	1
41	6984	FC-3048-L	95643	FITTING, TEE	1
42	709 1772		81495	TUBING	1
43	709F1781		81495	BRACKET	1
44	709F1780		81495	BRACKET	1
45	709 1920		81495	TUBING	1
46	709 1921		81495	TUBING	1
47	373 3000	2089-2-4S	01276	ELBOW (PRESS. SWITCH)	1
48	709 4284		81495	TUBING	1
49	709 4285		81495	TUBING	1

FIGURE 10-9 DELETED

WHEN ORDERING PARTS, SPECIFY MODEL NUMBER, SERIAL
NUMBER AND DESCRIPTION OF PART REQUIRED.

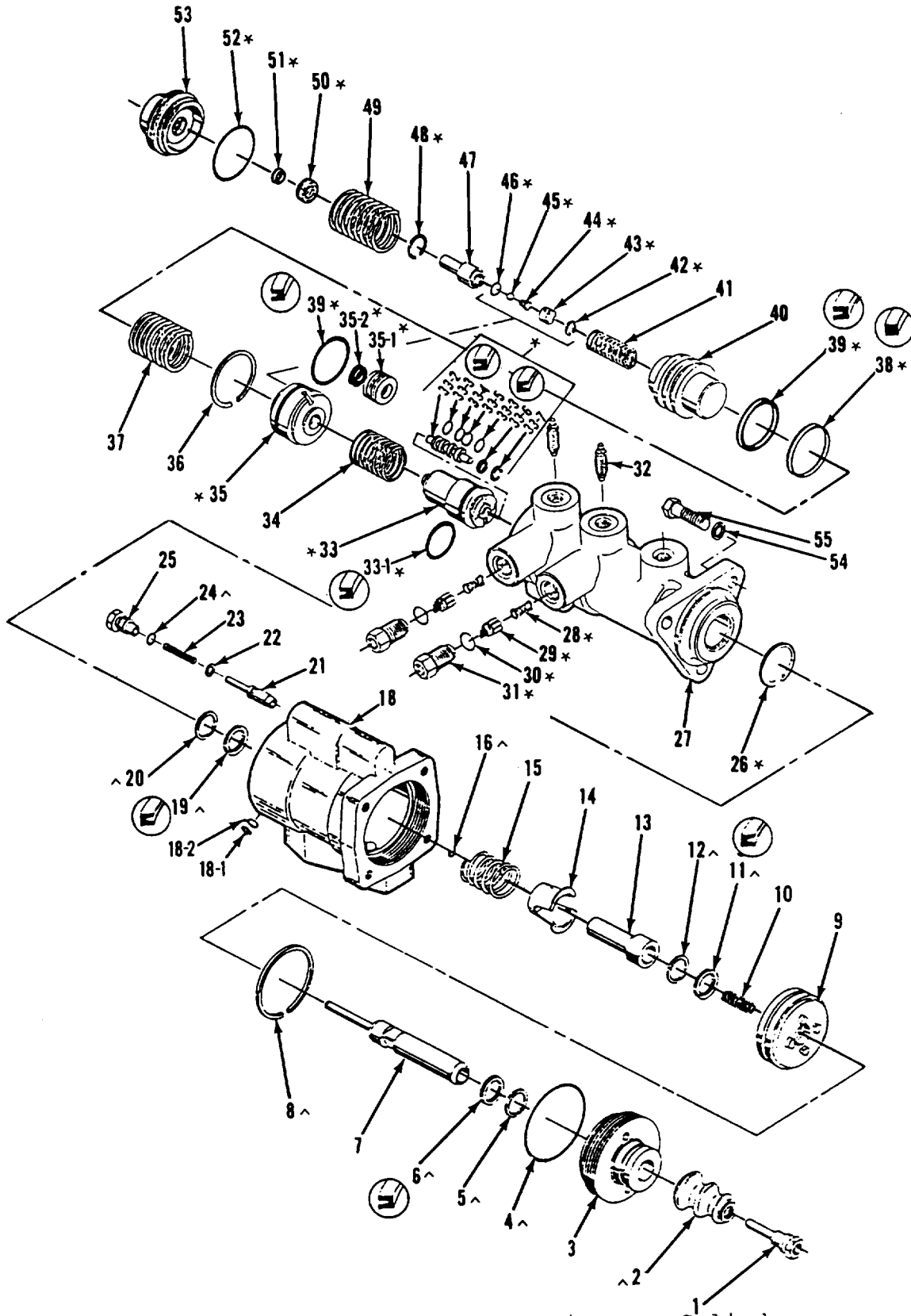


Figure 10-10. Brake Booster/Master Cylinder.

(10-19 blank) 10-20

FIG IND NO	PART NO	VENDOR PART NO	FSCM	DESCRIPTION	QTY
	709 1061	02-460-380	92865	BOOSTER CYLINDER COMPLETE	1
	206605	20-100-252	92865	BOOSTER, ONLY (INCL. ITEMS 1 THRU 25)	1
	206606	20-100-251	92865	CYLINDER, MASTER ONLY (INCL. ITEMS 26 THRU 53)	1
	206607	02-400-076	92865	REPAIR KIT, BOOSTER (INCL. ITEMS MARKED WITH *)	1
	206608	02-400-175	92865	REPAIR KIT, CYLINDER (INCL. ITEMS MARKED WITH ^)	1
1	207209	30-020-107	92865	ROD, PUSH	1
2	207210	32-570-065*	92865	BOOT	1
3	207211	30-030-180	92865	PLUG, END	1
4	207212	32-630-235*	92865	RING, 'O' (-233-70N)	1
5	207213	32-630-232*	92865	RING, BACK-UP	1
6	207214	32-620-082*	92865	CUP	1
7	207215	30-010-302	92865	PISTON	1
8	207216	B-125417*	92865	RING, PISTON	1
9	207217	30-010-304	92865	PISTON	1
10	207218	32-660-163	92865	SPRING	1
11	207214	32-620-082*	92865	CUP	1
12	207213	32-620-232*	92865	RING, BACK-UP	1
13	207219	30-010-301	92865	PISTON	1
14	207220	32-170-059	92865	RETAINER	1
15	207221	32-660-164	92865	SPRING	1
16	207222	32-640-050*	92865	RING, RETAINING	1
17				NOT APPLICABLE	
18	207223	30-100-352	92865	HOUSING (DUCTILE)	1
18-1	207224	32-640-052	92865	RING, RETAINING	1
18-2	207225	32-330-007	92865	SNUBBER	1
19	207214	32-620-082*	92865	CUP	1
20	207213	32-630-232*	92865	RING, BACK-UP	1
21	207226	30-010-335	92865	PISTON	1

WHEN ORDERING PARTS, SPECIFY MODEL NUMBER, SERIAL
NUMBER AND DESCRIPTION OF PART REQUIRED.

FIG IND NO	PART NO	VENDOR PART NO	FSCM	DESCRIPTION	QTY
22	207227	32-390-013	92865	SHIM, 0.020	A/R
	207228	32-390-012	92865	SHIM, 0.005	A/R
	207229	32-390-011	92865	SHIM, 0.010	A/R
23	207230	32-660-239	92865	SPRING	1
24	207231	32-630-108*	92865	RING, 'O' (-114-8ON)	1
25	207232	30-030-182	92865	PLUG, END	1
26	207233	32-640-015^	92865	RING, RETAINING (WALDES N5008-125)	1
27	207234	30-100-480	92865	HOUSING	1
28	207235	B-2231531^	92865	SPRING	2
29	207236	B-2231545^	92865	VALVE	2
30	207237	32-630-330^	92865	RING, 'O' (-013-90 EPDM)	2
31	207238	34-050-040^	92865	ADAPTER	2
32	207239	32-200-003	92865	SCREW, BLEEDER	2
33	207240	30-010-419^	92865	PISTON	1
33-1	207241	32-620-094^	92865	CUP	1
33-2	207242	30-010-420^	92865	PISTON	1
33-3	207243	32-620-064^	92865	CUP	2
33-4	207244	32-630-015^	92865	RING, 'O' (-012-70 EPDM)	1
33-5	207245	32-630-185^	92865	RING, BACK-UP	1
33-6	207246	33-115-132^	92865	WASHER	1
33-7	207247	32-640-040^	92865	RING, RETAINING (WALDES N5000-56)	1
34	207248	32-660-247^	92865	SPRING	1
35	207249	30-010-462^	92865	PISTON	1
35-1	207250	30-170-097^	92865	RETAINER	1
35-2	207251	32-760-005^	92865	SEAT	1
36	208174	32-640-097	92865	RING, RETAINING (WALDES N5008-175)	1
37	207252	32-660-299	92865	SPRING	1
38	207253	32-620-150^	92865	CUP	1
39	207254	32-620-131^	92865	CUP	2
40	207255	30-010-471	92865	PISTON	1
41	207256	32-660-297	92865	SPRING	1
42	207257	32-640-023^	92865	RING, RETAINING (WALDES N5000-37)	2

WHEN ORDERING PARTS, SPECIFY MODEL NUMBER, SERIAL NUMBER AND DESCRIPTION OF PART REQUIRED.

FIG IND NO	PART NO	VENDOR PART NO	FSCM	DESCRIPTION	QTY
43	207258	30-170-090^	92865	CAGE	2
44	207259	B-129845^	92865	SPRING	2
45	207260	B-909848^	92865	BALL	2
46	207261	32-630-003^	92865	RING, 'O' (-010-70 EPDM)	2
47	207262	30-430-042	92865	STEM	1
48	207263	32-640-006^	92865	RING, RETAINING (WALDES N5000-68)	1
49	207264	32-660-298	92865	SPRING	1
50	207265	30-170-002^	92865	RETAINER	1
51	207266	32-760-005	92865	SEAT	1
52	207267	32-630-261^	92865	RING, 'O' (-129-80 EPDM)	1
53	207268	30-030-268	92865	CAP, END	1
54	208162	33-125-007	92865	LOCKWASHER, 3/8 REG	3
55	208163	33-255-053	92865	CAPSCREW, 3/8C X 1-14 GR5	3

WHEN ORDERING PARTS, SPECIFY MODEL NUMBER, SERIAL
NUMBER AND DESCRIPTION OF PART REQUIRED.

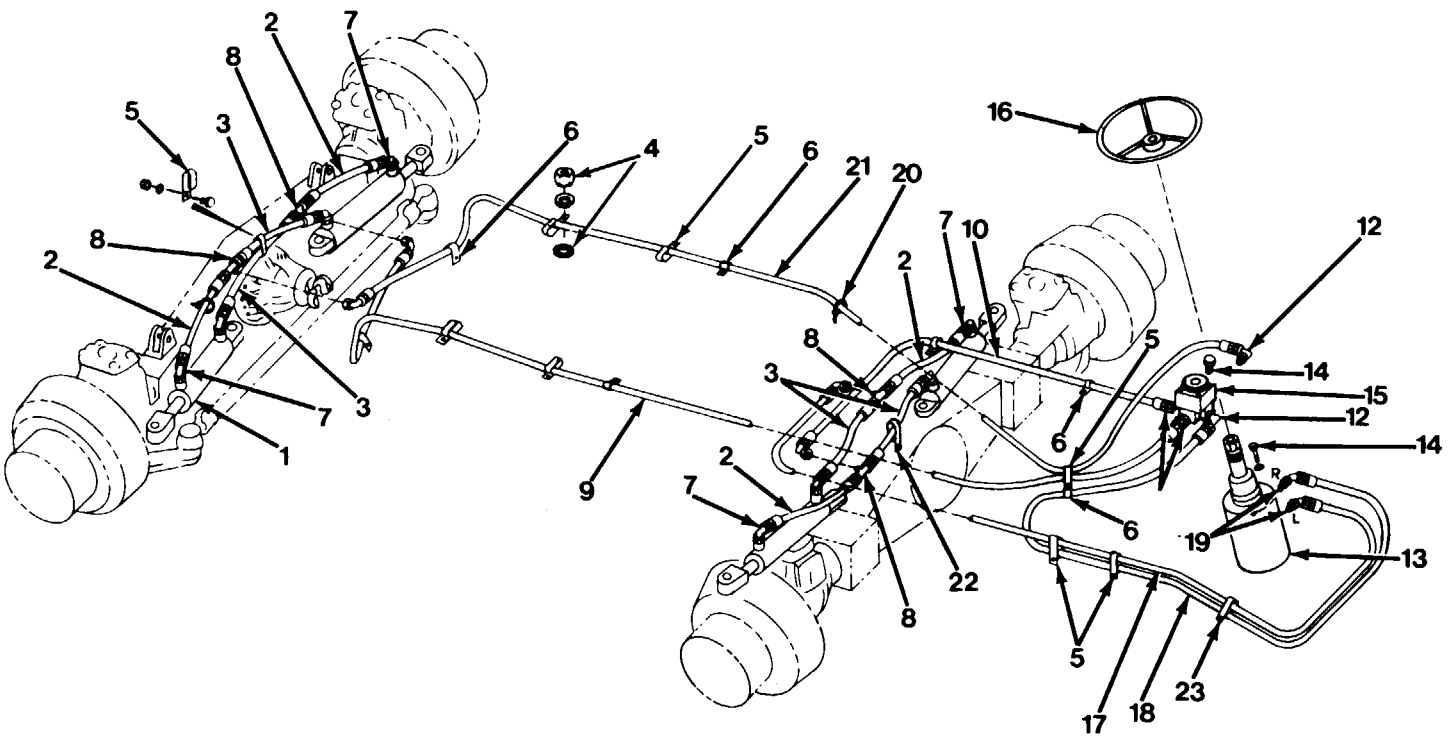


Figure 10-11. Steering System.

FIG IND NO	PART NO	VENDOR PART NO	FSCM	DESCRIPTION	QTY
1	SEE FIG 10-13			CYLINDER	4
2	709 1272-18		81495	HOSE	4
3	709 1272-19		81495	HOSE	4
4	085 108 17	DIN125A-M8- TP200-A4C	15526	PLAINWASHER, M8	19
	081 308 13	DIN985-M8- 6/8-A4C	15526	NUT, LOCK M8	19
	085 113 24	DIN125A-M12- TP200-A4C	15526	WASHER, FLAT M12	16
5	200B2007-59		81495	CLAMP	16
6	200B2007-6		81495	CLAMP	12
7	360 3215	2503-6-6	57760	*ELBOW	8
8	362 3428	033T-6-6	57760	TEE	4
9	709 1270-171		81495	HOSE	1
10	709 1270-45		81495	HOSE	1
11	362 0469	0503-8-6	57760	*ADAPTER	2
12	362 1468	2503-8-6	57760	*ELBOW	2
13	SEE FIG 10-12			UNIT, STEERING CONTROL	1
14	332 1800		81495	LOCKWASHER, 5/16 REG	8
	310 2184		81495	CAPSCREW 5/16C X 5/8 GR5	8
15	SEE FIG 10-14			VALVE, STEERING SELECTOR	1
16	58623	74006A1	77915	WHEEL, STEERING	1
	37593	12579	77915	CAP	1
17	709 1270-136		81495	HOSE	1
18	709 1272-155		81495	HOSE	1
19	362 1430	3503-6-6	57760	*ELBOW, 45°	2
20	1222-202	MS3367-3	96906	WRAP, TIE	10
21	709 1270-168		81495	HOSE	1
22	200B2007-68		81495	CLAMP	1
23	071 408 32	DIN933-M8 X 25-8.8-A4C	15526 25 MM	CAPSCREW, M8 X	1

*REFER TO ANNEX A FOR O-RINGS

WHEN ORDERING PARTS, SPECIFY MODEL NUMBER, SERIAL

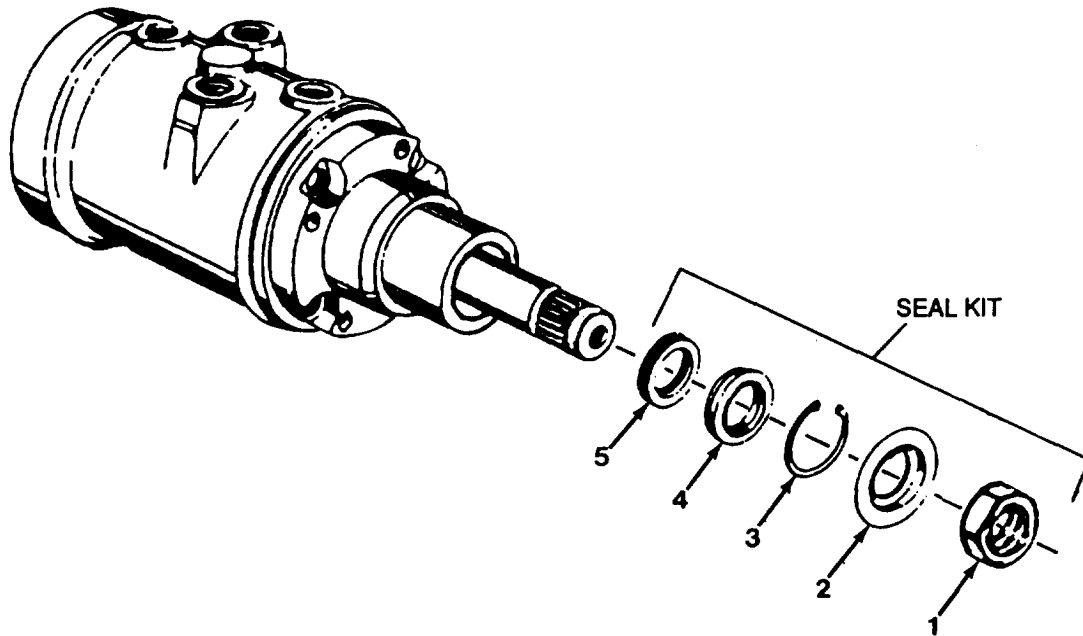


Figure 10-12. Steering Control Unit.

FIG IND NO	PART NO	VENDOR PART NO	FSCM	DESCRIPTION	QTY
	709 1064	HGA24017	77640	Steering Unit	1
	206609	HGA500007	77640	Kit, Seal (Incl. Items 1 thru 5)	
1	208310	26045	77640	Nut, Wheel, 13/16-20F GR5	1
2	208311	32535	77640	Seal	1
3	208312	401233	77640	Ring, Retaining, Int. (Waldes N5000-125)	1
4	208313	28415	77640	Washer, Back-Up	1
5	208314	32648	77640	Seal	1

**WHEN ORDERING PARTS, SPECIFY MODEL NUMBER, SERIAL
NUMBER AND DESCRIPTION OF PART REQUIRED**

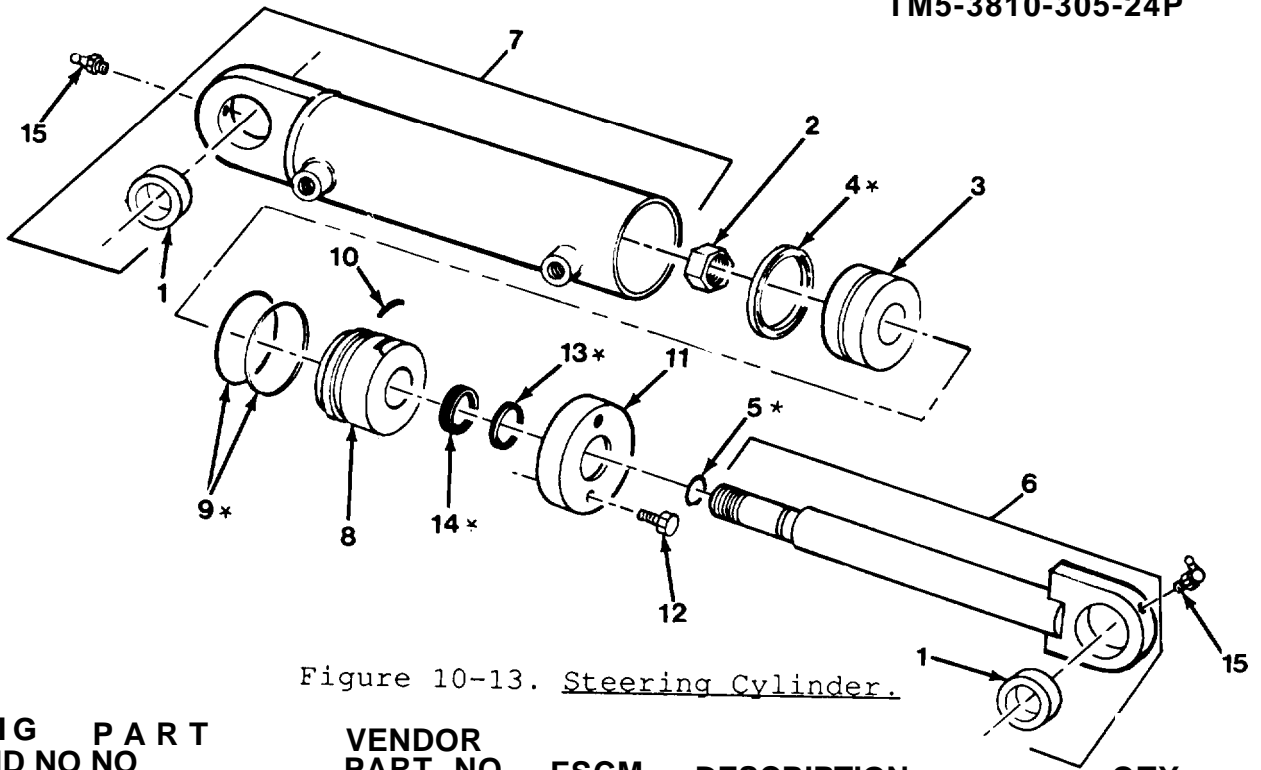


Figure 10-13. Steering Cylinder.

FIG IND NO	PART NO	VENDOR PART NO	FSCM	DESCRIPTION	QTY
	709 1002	600-1911	18108	Cylinder, Steering	4
	206627	44-1649S	18108	Kit, Seal (Incl. Items marked with *)	1
1	207122	0B16-LSS	18108	Bearing (RBC)	2
2	207123	913	18108	Locknut, 1F Prev Torque	1
3	207137	C-5745	18108	Piston	1
4	207138	C-5714*	18108	Seal Ass'y, Piston	1
5	207139	802-0'	18108	Ring, 'o' (2-210 70)	1
6	207140	48-7106	18108	Rod Ass'y (Incl. Item 1)	1
7	207141	47-7105	18108	Barrel Ass'y (Incl. Item 1)	1
8	207142	C-4915	18108	Sleeve	1
9	207143	804-1*	18108	Ring, 'O' w/Back-Up (19-232 90)	1
10	207144	728	18108	Lockwire 3"x.090 Spring	1
11	207145	C-3511	18108	Cap	1
12	207146	C-4584-X	18108	Capscrew 1/4C x 5/8 Type 23 Sems	2
13	207147	RW-936*	18108	Wiper, Rod	1
14	207148	884-UR*	18108	Seal, Rod	1
15	1213-6	MS15003-6	56926	Fitting, Grease	2

WHEN ORDERING PARTS, SPECIFY MODEL NUMBER ,SERIAL NUMBER AND DESCRIPTION OF PART REQUIRED

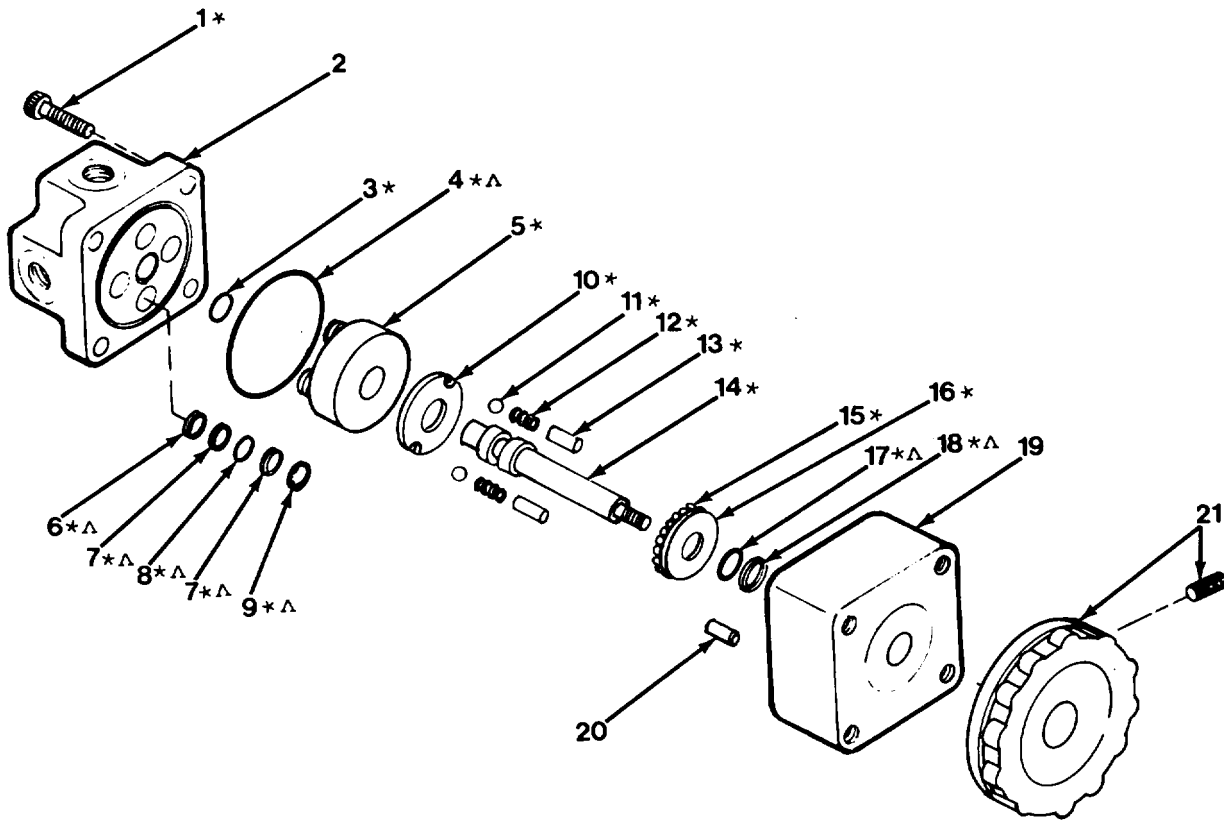


Figure 10-14. Steering Selector Valve.

FIG IND NO	PART NO	VENDOR PART NO	FSCM	DESCRIPTION	QTY
	709 1224	FSL-851-108 -HS2K	86768	VALVE ASS'Y, STEERING (INCL. ITEMS 1 THRU 21)	1
	208165	2-2486-6	86768	KIT, REPAIR (INCL. ITEMS MARKED WITH *)	1
	208164	2-2486-5	86768	KIT, SEAL (INCL. ITEMS MARKED WITH ^)	1
1	207646	MS90728-34*	96906	CAPSCREW, SOCKET HEAD	4
2	207630	2-1484-3-5	86768	BODY	1
3	207636	12-1057-8*	86768	WASHER, SHAFT	1
4	207649	S.P.100-123*^	86768	RING, 'O', BODY & CAP (-135-70N)	1
5	207632	3-784-4*	86768	DISK SUB-ASS'Y	1
6	207638	3-1854-3**^	86768	SEAL, SPRING	4
7	207653	S.P.201-6**^	86768	RING, BACK-UP SEAL	8
8	207651	S.P.100-6**^	86768	RING, 'O', SEAL (-011-70N)	4
9	207637	3-1854-7-1**^	86768	SEAL	4
10	207639	3-1182-17*	86768	PLATE, STOP	1
11	207644	3/16-200*	86768	BALL, DETENT	2
12	207643	3-1182-24*	86768	SPRING, DETENT	2
13	207642	3-1182-20*	86768	BUSHING, DETENT	2
14	207635	7-186-2*	86768	SHAFT	1
15	207641	NTA-1018*	60380	BEARING	1
16	207640	3-1182-22*	86768	RACE, BEARING	1
17	207650	S.P.100-8**^	86768	RING, 'O', SHAFT	1
18	207652	S.P.201-8**^	86768	RING, BACK-UP, SHAFT (-110-70N)	1
19	207631	6-3083-5	86768	CAP	1
20	207645	59-048-250- 0500*	86768	PIN, STOP, 1/4 DIA. X 1/2	1
21	206705	4-771-15	86768	KNOB	1
	208364	515511- 0510	86768	SETScrew	1

WHEN ORDERING PARTS, SPECIFY MODEL NUMBER, SERIAL
NUMBER AND DESCRIPTION OF PART REQUIRED

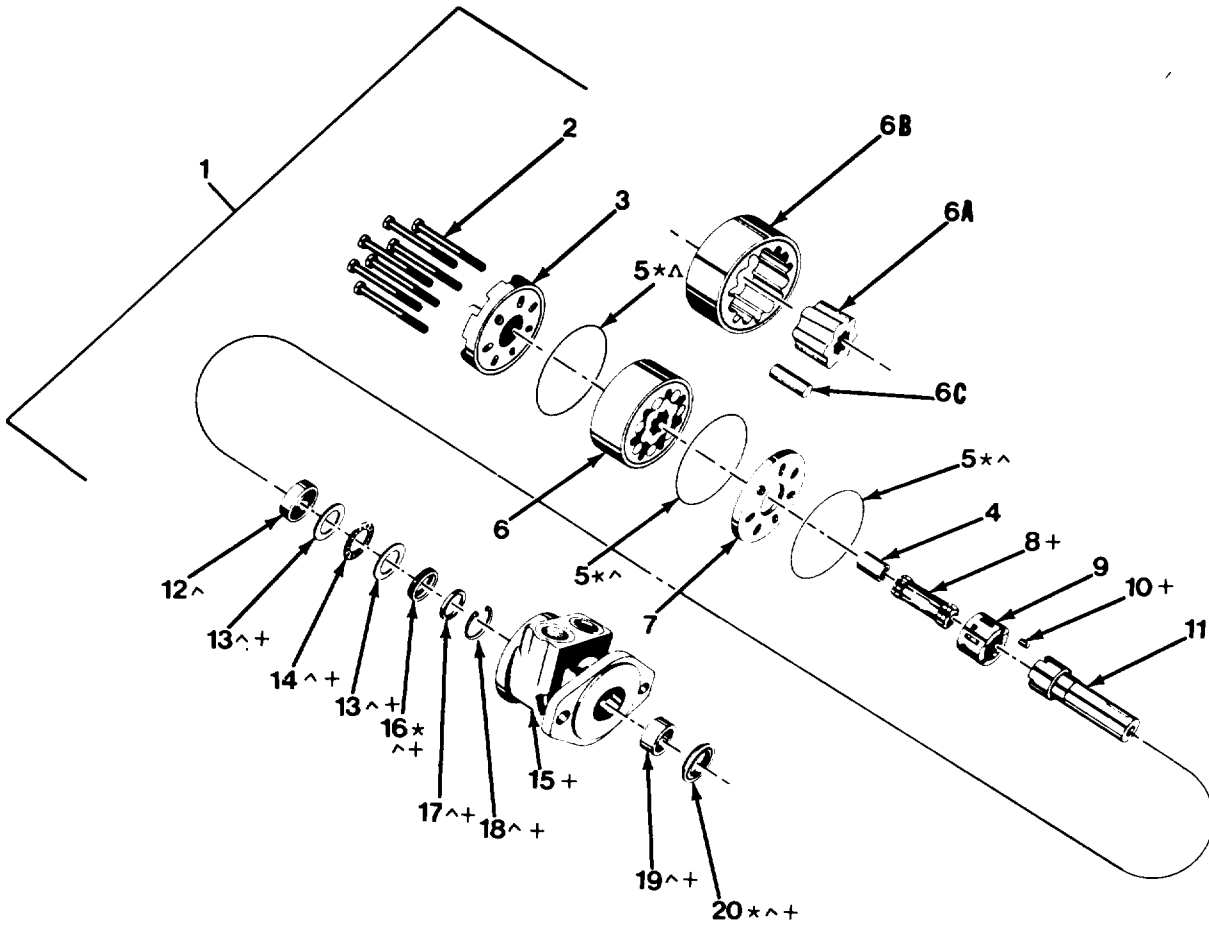


Figure 10-15. Swing Motor.

FIG IND NO	PART NO	VENDOR PART NO	FSCM	DESCRIPTION	QTY
1	709 1065	MAF 10002	77640	MOTOR ASS'Y, SWING (INCL. ITEMS 1 THRU 20)	1
	206612	SK00012	77640	SEAL KIT (INCL. ITEMS MARKED WITH *)	1
	207344	SK000013	77640	KIT, THRUST PACK (INCL. ITEMS MARKED WITH ^)	1
2	207327	021363	77640	BOLT, 5/16F X 24 SPECIAL	7
3	207328	402400	77640	COVER, END	1
4	207329	477304	77640	SPACER/WASHER	1
5	207330	032753*^	77640	RING, SEAL	3
6	207331	MAF107002A1	77640	ROTOR ASS'Y SET	1
6A		N.S.S.		ROTOR	1
6B		N.S.S.		STATOR	1
6C		N.S.S.		VANE	7
7	207332	477293	77640	PLATE, WEAR	1
8	207333	MAF013001+	77640	LINK, DRIVE	1
9	208345	MAF014000	77640	COMMUTATOR	1
10	207334	040145+	77640	PIN, DRIVE	1
11	207335	091469	77640	SHAFT, COUPLING	1
12	207336	068025^	77640	BEARING, INNER	1
13	207337	028483^+	77640	WASHER, THRUST	2
14	207338	065066^+	77640	BEARING, THRUST	1
15	207339	MAF012000-X1+	77640	HOUSING & COMMUTATOR ASS'Y. (INCL. REF 9)	1
16	207340	032377*^+	77640	SEAL, INNER (INCL. ITEMS MARKED WITH +)	1
17	207341	028484^+	77640	WASHER, BACK-UP	1
18	207342	401369^+	77640	RING, RETAINING	1
19	207343	065067^+	77640	BEARING	1
20	206613	032539*^+	77640	SEAL, DIRT & WATER	1

WHEN ORDERING PARTS, SPECIFY MODEL NUMBER, SERIAL
NUMBER AND DESCRIPTION OF PART REQUIRED

TM5-3810-305-24P

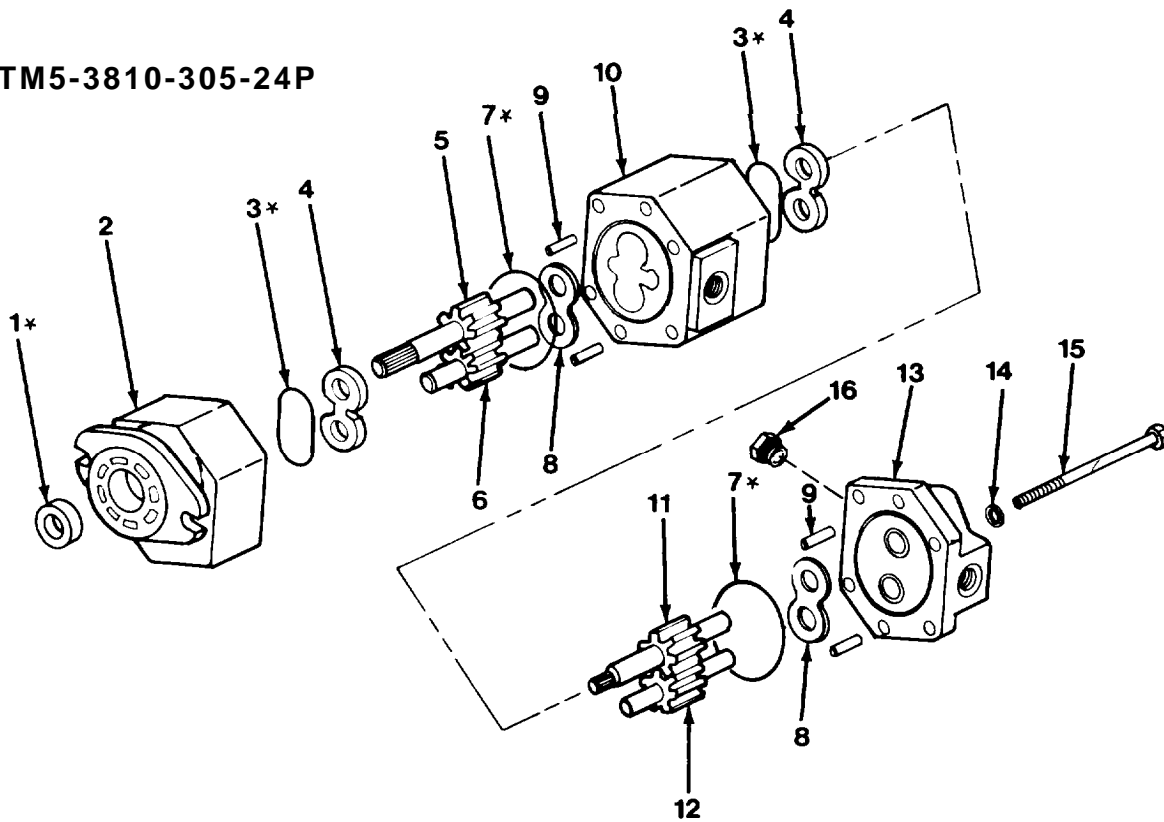


Figure 10-16. Main Hydraulic Pump.

FIG IND	PART NO	VENDOR PART NO	FSCM	DESCRIPTION	QTY
	709 1008	1220-001-001	58114	Pump	1
	206631	1220-635-001	58114	Kit, Seal (Incl. Items marked with *)	1
1	207352	1520-076-001*	58114	Seal, Shaft	1
2	207345	1220-553-009	58114	Body, Front	1
3	207351	1520-077-001*	58114	Seal, Loading	1
4	207350	1520-048-001	58114	Plate, Wear	2
5	207348	1520-031-065	58114	Gear, Drive	1
6	207349	1520-032-004	58114	Gear, Driven	1
7	207354	62201-018'	58114	Ring, Square	2
8	207353	1520-047-001	58114	Plate, Thrust	2
9	207357	69102-001	58114	Pin, Dowel	4
10	207346	1220-552-010	58114	Body, Rear	1
11	207355	1520-031-052	58114	Gear, Rear Drive	1
12	207356	1520-032-003	58114	Gear, Driven	1
13	207347	1520-542-002	58114	Cover, Rear	1
14	207358	61201-003	58114	Washer, Special	4
15	207359	60101-034	58114	Capscrew	4
16	207360	76107-016	58114	Plug, Socket Head	1

WHEN ORDERING PARTS, SPECIFY MODEL NUMBER, SERIAL NUMBER AND DESCRIPTION OF PART REQUIRED

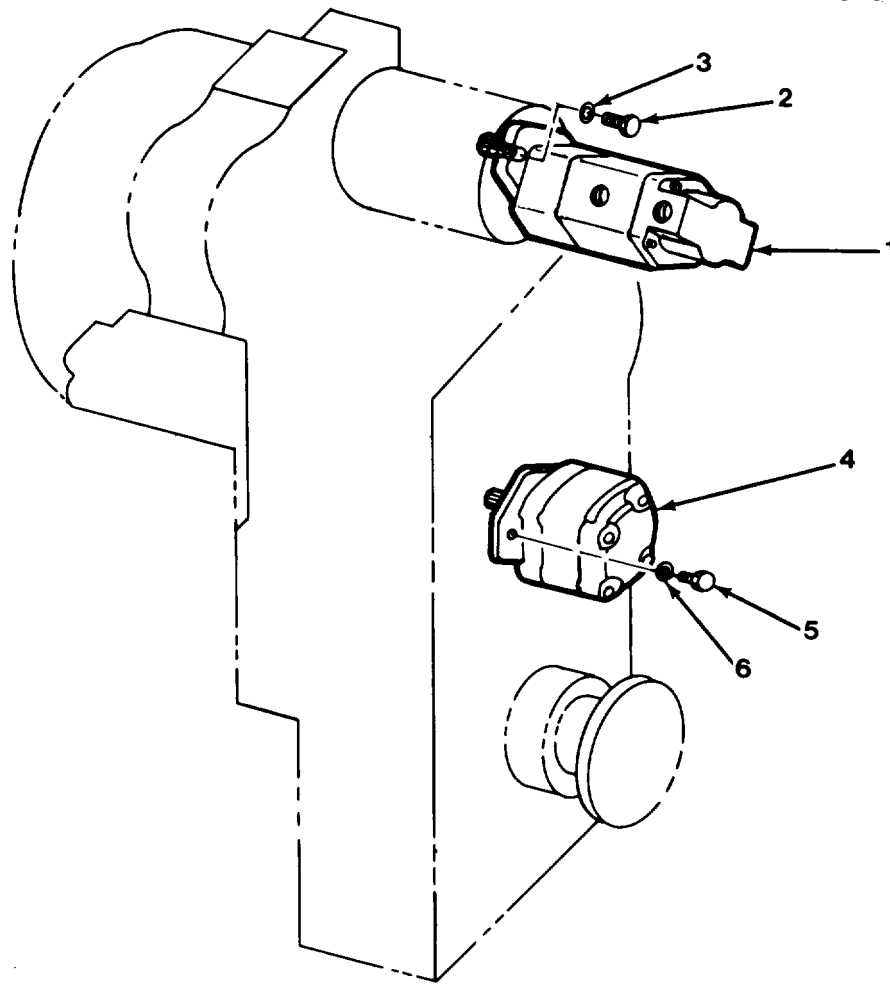


Figure 10-17. Pump Drives.

FIG IND NO	PART NO	VENDOR PART NO	FSCM	DESCRIPTION	QTY
1	See Fig 10-16			Pump, Main	1
2	310 2787		81495	Capscrew 1/2C x 1-1/4, Gr. 5	2
3	334 2205		81495	Plainwasher, 1/2 REG	2
4	See Fig 10-18			Pump, Ground Driven Steer	1
5	316 2339		81495	Capscrew 3/8C x 1-1/8, Gr.5	2
6	334 2001		81495	Plainwasher, Hardened 3/8	2

**WHEN ORDERING PARTS, SPECIFY MODEL NUMBER, SERIAL
NUMBER AND DESCRIPTION OF PART REQUIRED**

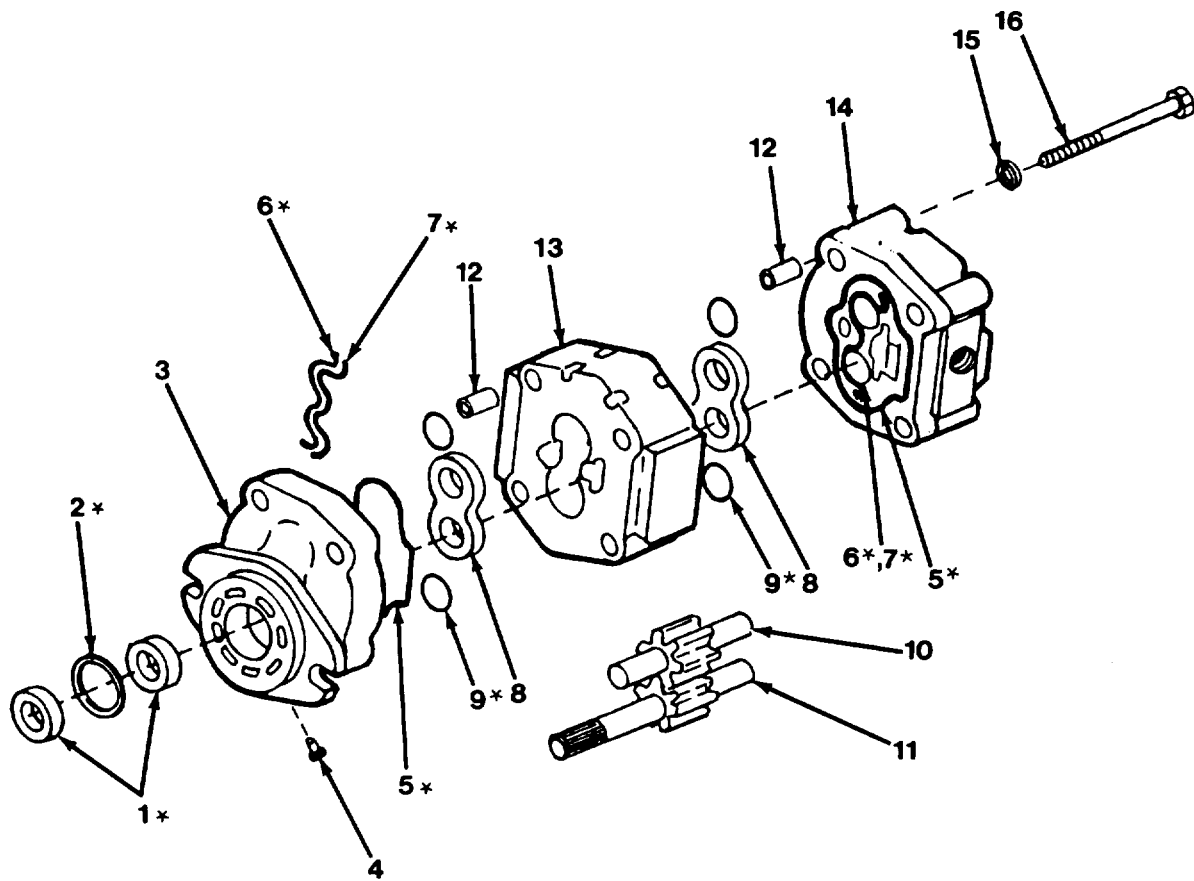


Figure 10-18. Ground Driven Steering Pump

FIG IND NO	PART NO	VENDOR PART NO	FSCM	DESCRIPTION	QTY
	709 1059	P16-85A-ED	11671	PUMP	1
	207720	15419	11671	KIT, SEAL (INCL. ITEMS MARKED WITH *)	1
1	206632	14881-1*	11671	SEAL	2
2	207667	58-A5000-150*	11671	RING, SNAP	1
3	207655	61174-8	11671	FLANGE	1
4	206486	15587	11671	PLUG, VITON	1
5	207660	55-153-8309*	11671	RING, 'O' (-153-90N)	2
6	207662	27187*	11671	RING, 'O'	2
7	207663	27186*	11671	RING, BACK-UP	2
8	207659	27163-4	11671	PLATE, THRUST	2
9	207661	55-023-8309*	11671	RING, O (-023-90N)	4
10	207658	27190-9	11671	IDLER	1
11	207657	27196-8	11671	GEAR, DRIVE	1
12	207666	14950-3	11671	DOWEL	8
13	207654	33431-4	11671	PLATE, GEAR	1
14	207656	61933-1	11671	PLATE, COVER	1
15	207664	11146	11671	WASHER, 33/64 X 7/8 X 0.109HT	4
16	207665	MS90728-122	96906	CAPSCREW	4

WHEN ORDERING PARTS, SPECIFY MODEL NUMBER, SERIAL
NUMBER AND DESCRIPTION OF PART REQUIRED

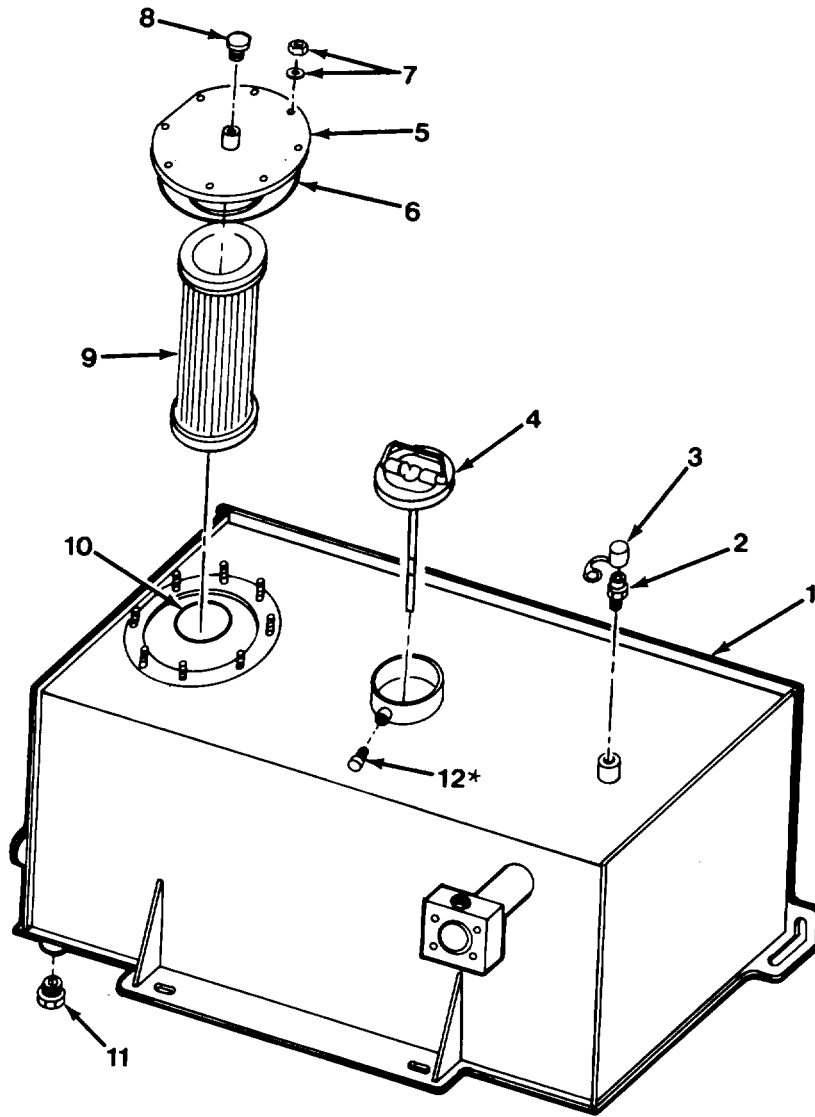


Figure 10-19. Hydraulic Reservoir

FIG IND NO	PART NO	VENDOR PART NO	FSCM	DESCRIPTION	QTY
	709A1220		81495	RESERVOIR ASSEMBLY (INCL. ITEMS 1 THRU 12)	1
1	709F1200		81495	RESERVOIR (INCL. ITEM MARKED WITH *)	1
2	375 6800	PD361	57760	*NIPPLE, DISCONNECT	1
3	375 4801	PD-6	57760	CAP, DUST	1
4	709 1219	4CSC07CH2	10203	CAP, RESERVOIR	1
5	709F1216		81495	COVER	1
6	460 0436	441 70N	02697	RING, 'O' (-441-70N)	1
7	085 108 17	DIN125A-M8- TP200-A4C	15526	WASHER, 8MM	8
	081 308 13	DIN985-M8- 6/8-A4C	15526	NUT, 8MM	8
8	362 4212	4 P50N-S	57760	*PLUG W/O RING	1
9	709 1215	2103	31844	FILTER, 75 GPM	1
10	460 0210	2-336-N674 -70	57760	RING, 'O' (-336-70N)	1
11	362 4601	8 P50N-S	57760	*PLUG W/O RING	1
12	1213-37	301370*	02260	BREATHER	1

*REFER TO ANNEX A FOR O-RINGS

WHEN ORDERING PARTS, SPECIFY MODEL NUMBER, SERIAL
NUMBER AND DESCRIPTION OF PART REQUIRED

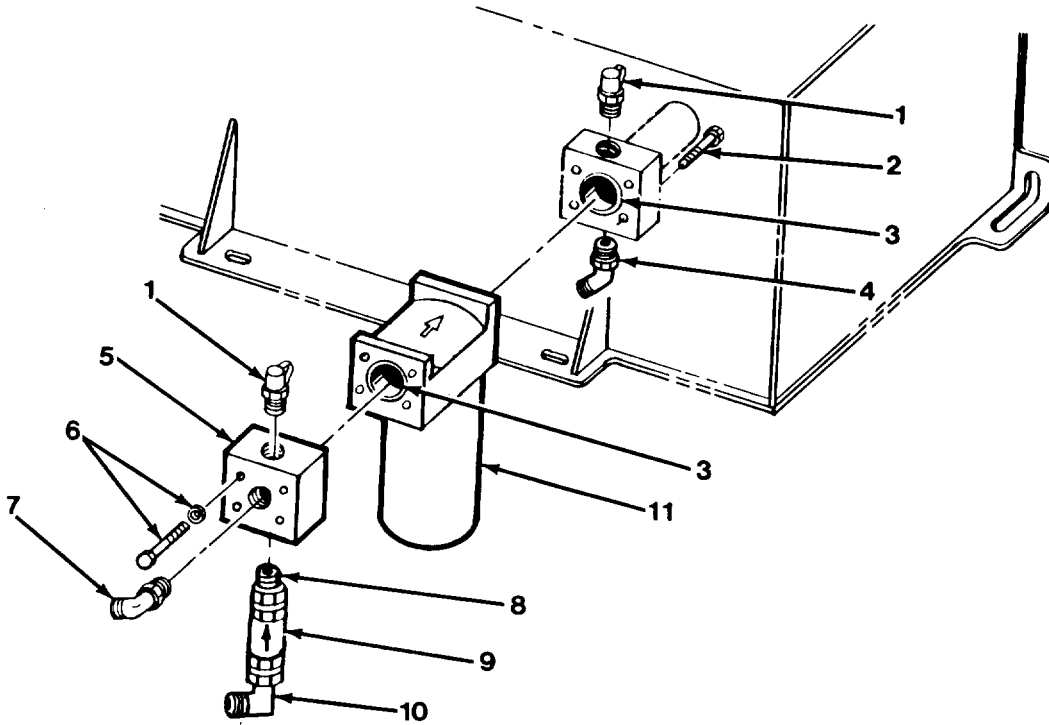


Figure 10-20. Return Filter.

FIG IND NO	PART NO	VENDOR PART NO	F S C M	DESCRIPTION	QTY
1	375 6800	PD-361	57760	*Nipple, Disconnect	2
	375 4801	PD-6	57760	Cap, Dust	2
2	1200-106		81495	Capscrew, 1/2C x 2-1/4 GR5	4
3	460 0112	225-70N	57760	Ring, 'O' (-225 -70N)	2
4	362 1831	3503-12-12	57760	*Elbow, 45°	1
5	709 1261		81495	Manifold	1
6	316 2705		81495	Capscrew, 1/2C x 3, Socket HD	4
6	332 2200		81495	Lockwasher, 1/2 REG	4
7	363 1038	3503-16-16	57760	*Elbow, 45°	1
8	12019-292	0505-12-12	57760	*Adapter	1
9	709 1246		81495	Valve, Check	1
10	362 1815	2503-12-12	57760	*Elbow	1
11	709 1221	ORFS-60-F- 3M-10	62983	Filter	1
	709 1250	941107	32705	Element	1

*Refer to Annex A for O-Rings

**WHEN ORDERING PARTS, SPECIFY MODEL NUMBER, SERIAL
NUMBER AND DESCRIPTION OF PART REQUIRED**

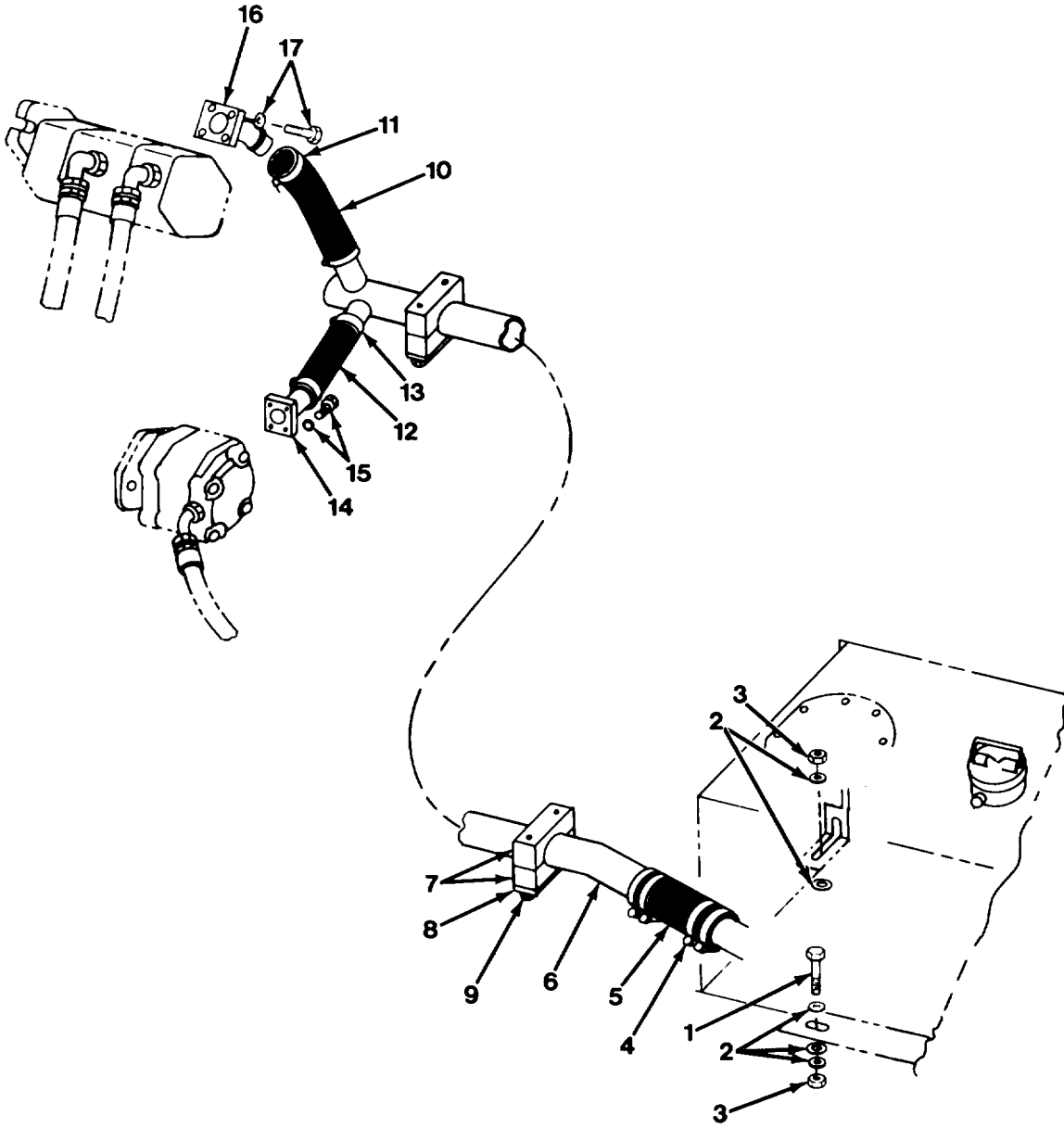


Figure 10-21. Lower Hvdraulics Suction.

(10-39 blank) 10-40

FIG IND NO	PART NO	VENDOR PART NO	FSCM	DESCRIPTION	QTY
1	071 312 13	DIN931-M12X 45-A4C	15526	CAPSCREW, M12 X 45	2
2	1209-6		81495	PLAIN WASHER, 1/2 REG	10
3	081 312 18	DIN985-M12- 6/8-A4C	15526	NUT, LOCK, M12	4
4	378 0302	RMT-66	66295	CLAMP, T-BOLT	4
5	709 1245-6	881-40	87373	HOSE, 6 INCH	1
6	709 1241		81495	TUBE, PUMP SUCTION	1
7	1240-217	6635S-PP	53790	CLAMP, HALF	4
8	1240-150	DPAL-6S	53790	PLATE, COVER	2
9	071-312-57	DIN931-M12X 100-8.8-A4C	15526	CAPSCREW, M12 X 100	4
10	709 1244-11	881-24	87373	HOSE, 11 INCH	1
11	378 0304	RMT-32	66295	CLAMP, T-BOLT	2
12	709 1243-7	881-20	87373	HOSE, 7 INCH	1
13	378 0204	RMT-26	66295	CLAMP, T-BOLT	2
14	363 0137	ORF-20	18927	INSERT, BEADED	1
	460 0103	222-70N	57760	RING, 'O' (-222-70N)	1
15	300 1307		81495	CAPSCREW, 7/16 X 1-1/2, GR.5	4
	332 2100		81495	LOCKWASHER, 7/16 REG	4
16	460 0112	225-70N	57760	RING, 'O' (-222-70N)	1
	363 1214	ORF24-45	18927	INSERT, BEADED	1
17	310 2717		81495	CAPSCREW, 1/2 X 1-1/2, GR.5	4
	332 2200		81495	LOCKWASHER, 1/2 REG	4

WHEN ORDERING PARTS, SPECIFY MODEL NUMBER, SERIAL
NUMBER AND DESCRIPTION OF PART REQUIRED

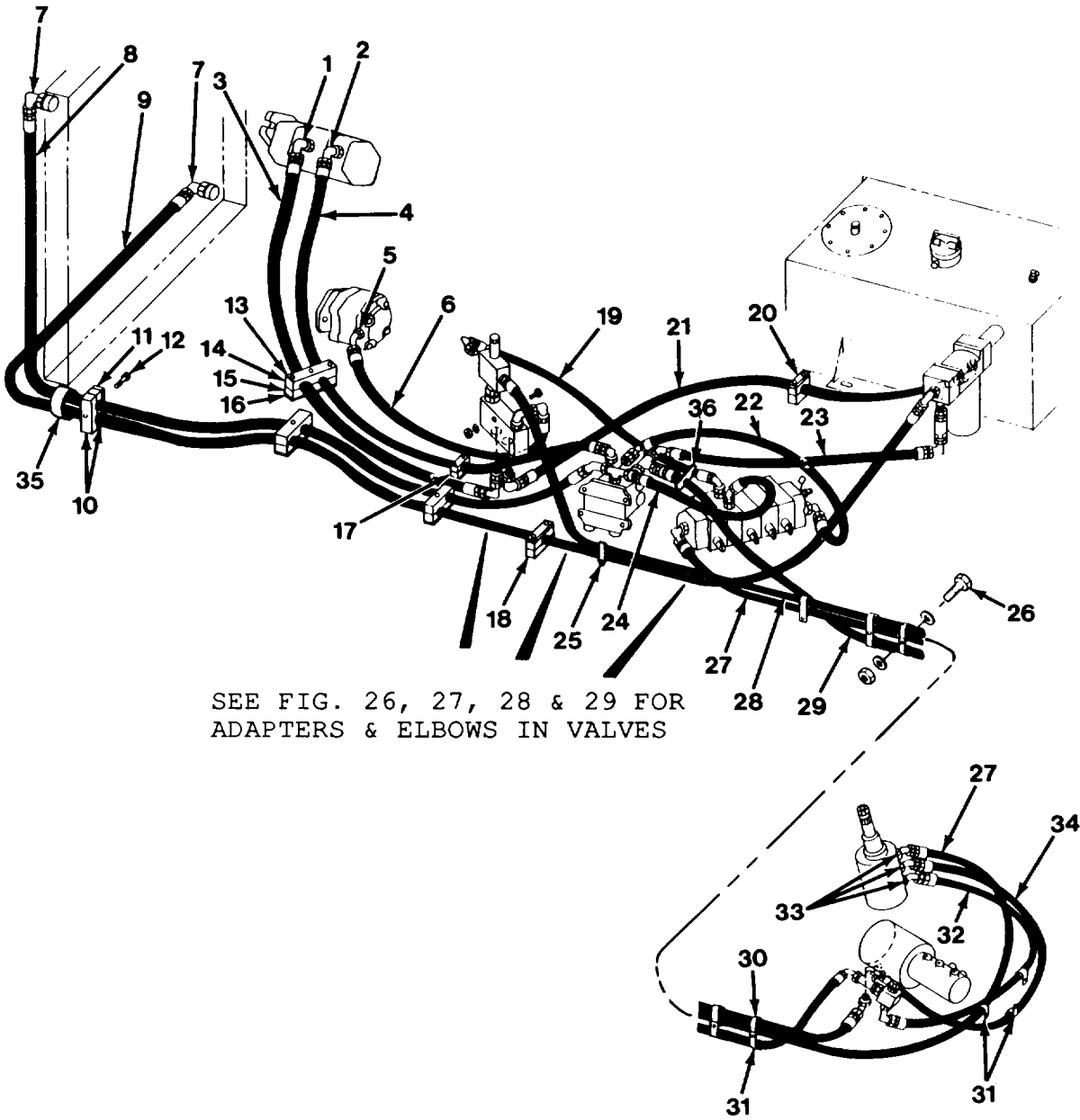


Figure 10-22. ~~Lower Hydraulics-Return Pressure.~~

FIG IND NO	PART NO	VENDOR PART NO	FSCM	DESCRIPTION	QTY
1	362 1815	2503-12-12	57760	*ELBOW	1
2	375 1700	2503-12-10	57760	*ELBOW	1
3	709 1247-57		81495	HOSE	1
4	709 1249-71		81495	HOSE	1
5	362 1831	3503-12-12	57760	*ELBOW, 45°	1
6	709 1247-45		81495	HOSE	1
7	363 1033	2503-16-16	57760	*ELBOW	2
8	709 1266- 144		81495	HOSE	1
9	709 1265- 189		81495	HOSE	1
10	372 1526	5381-381PCH	53790	CLAMP, HALF	12
11	708 1029		81495	PLATE, COVER	6
12	085 108 17	DIN125A-M8- TP200-A4C	15526	FLATWASHER, M8	4
	071 308 36	DIN931-M8 X 65-8.8-A4C	15526	CAPSCREW, M8 X 65	2
	071 308 40	DIN931-M8- HRC44-51-A4C	15526	CAPSCREW, M8 X 70	4
13	372 1517		81495	CUSHION (1")	2
14	372 1518		81495	CUSHION (1-1/4")	2
15	709 1427		81495	PLATE, COVER	1
16	071 312 48	DIN931-M12 X 90-8.8-A4C	15526	CAPSCREW, M12 X 90	3
17	1240-210	4254SPCH	53790	CUSHION (1" SET)	1
	1240-140	DPAL-4S	53790	PLATE, COVER	1
	071 310 28	DIN931-M10 X 60-8.8-A4C	15526	CAPSCREW, M10 X 60	2
18	1240-209	5381SPCH	53790	CUSHION (1-1/2" SET)	1
	1240-195	DPAL-5S	53790	PLATE, COVER	1
	071-310-40	DIN931-M10 X 75-8.8-A4C	15526	CAPSCREW, M10 X 75	2
19	709 1248-26		81495	HOSE	1

*REFER TO ANNEX A FOR O-RINGS

WHEN ORDERING PARTS, SPECIFY MODEL NUMBER, SERIAL
NUMBER AND DESCRIPTION OF PART REQUIRED

FIG IND NO	PART NO	VENDOR PART NO	FSCM	DESCRIPTION	QTY
20	1240-202	5318PCH	53790	CLAMP (1-1/4 SET)	1
	1240-148	DP-5	53790	PLATE, COVER	2
	310 1943		81495	CAPSCREW, 1/4C X 3-1/2 GR5	2
	340 1916		81495	LOCKNUT, 1/4C DEF THD GR. A CAD PL	2
	330 1400		81495	FLATWASHER, 1/4 REG	1
21	709 1263-51		81495	HOSE	1
22	709 1247-28		81495	HOSE	1
23	709 1264-27		81495	HOSE	1
24	709 1267-21		81495	HOSE	1
25	200B2007-7		81495	CLAMP	5
26	071 408 32	DIN933-M8 X 25-8.8-A4C	15526	CAPSCREW, M8 X 25	1
	081 308 13	DIN985-M8- 6/8-A4C	15526	LOCKNUT, M8	8
	085 108 17	DIN125A-M8- TP200-A4C	15526	PLAINWASHER, M8	8
	085 113 24	DIN125A-M12- TP200-A4C	15526	PLAINWASHER, M12	8
27	709 1260- 139		81495	HOSE	1
28	709 1260 -120		81495	HOSE	1
29	709 1262 -102		81495	HOSE	1
30	200B2007-67		81495	CLAMP	3
31	200B2007-7		81495	CLAMP	8
32	709 1276-20		81495	HOSE	1
33	375 1612	3503-6-8	57760	*ELBOW, 45°	2
34	709 1277-17		81495	HOSE	1
35	12175-12		81495	SLEEVE (12" LG.)	1
36	1222-202	MS3367-3	96906	WRAP, TIE	1

*REFER TO ANNEX A FOR O-RINGS

WHEN ORDERING PARTS, SPECIFY MODEL NUMBER, SERIAL
NUMBER AND DESCRIPTION OF PART REQUIRED

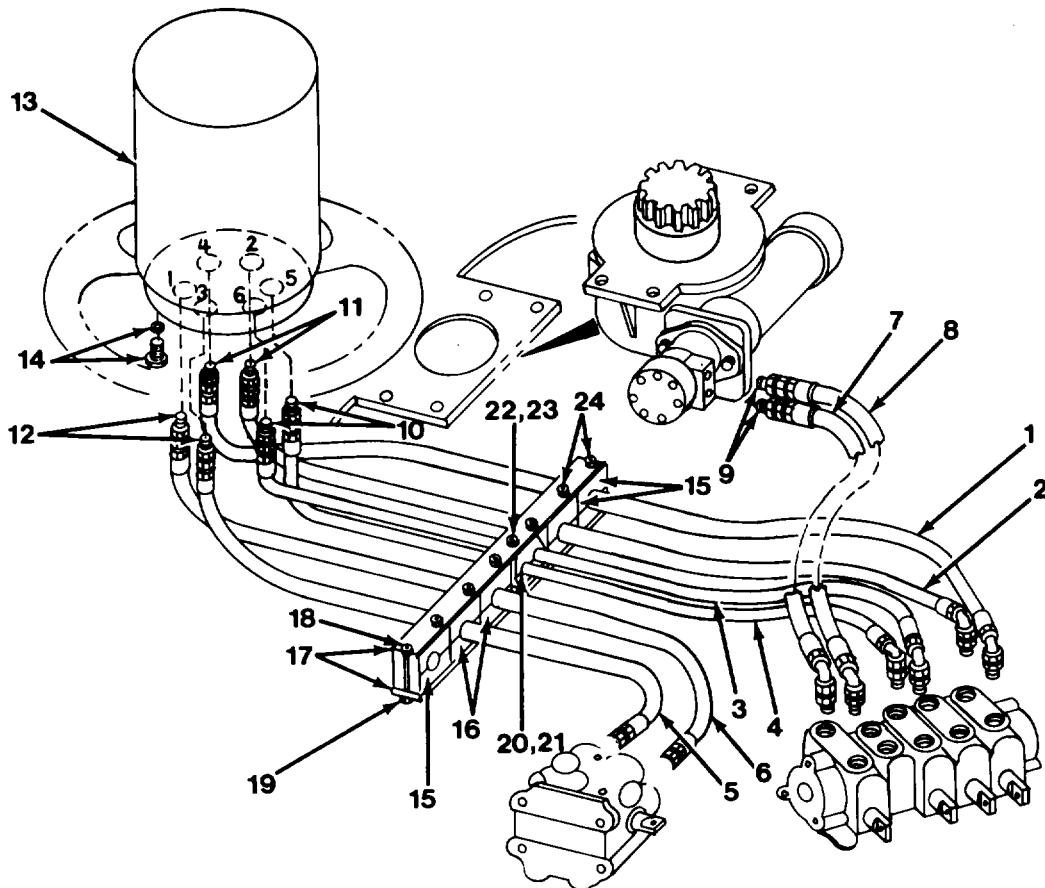


Figure 10-23. :Lower Hydraulics - Boom, Swing, Winch.

(10-45 blank) 10-46

FIG IND NO	PART NO	VENDOR PART NO	FSCM	DESCRIPTION	QTY
1	709 1247-55		81495	HOSE	1
2	709 1247-51		81495	HOSE	1
3	709 1268-50		81495	HOSE	1
4	709 1238-48		81495	HOSE	1
5	709 1240-50		81495	HOSE	1
6	709 1240-58		81495	HOSE	1
7	709 1276-14		81495	HOSE	1
8	709 1276-17		81495	HOSE	1
9	375 0602	0503-10-8	57760	*ADAPTER	2
10	362 0706	0503-10-10	57760	*ADAPTER	2
11	362 0822	0503-12-12	57760	*ADAPTER	2
12	363 0012	0503-16-16	57760	*ADAPTER	2
13	SEE FIG 10-29			MANIFOLD, ROTARY	1
14	071 412 41	DIN933-M12 X 40-10.9-A4C	15526	CAPSCREW, M12 X 40	3
	1209-29		81495	LOCKWASHER, 1/2	3
15	372 1518		81495	CUSHION	6
16	372 1520		81495	CUSHION	4
17	709 1729		81495	PLATE	1
18	071 312 48	DIN931-M12 X 90-8.8-A4C	15526	CAPSCREW, M12 X 90	5
19	081 312 18	DIN985-M12- 6/8-A4C	15526	LOCKNUT, M12	7
20	1240-218	3254/254PCH	53790	CLAMP	2
21	1240-154	GD-DS3	53790	PLATE	1
22	071 308 36	DIN931-M8 X 65-8.8-A4C	15526	CAPSCREW, M8 X 65	1
23	081 308 13	DIN985-M8- 6/8-A4C	15526	LOCKNUT, M8	1
	085 108 17	DIN125A-M8- TP200-A4C	15526	FLATWASHER, M8	1
24	071 312 56	DIN931-M12 X 100-8.8-A4C	15526	CAPSCREW, M12 X 100	2

*REFER TO ANNEX A FOR O-RINGS

WHEN ORDERING PARTS, SPECIFY MODEL NUMBER, SERIAL
NUMBER AND DESCRIPTION OF PART REQUIRED

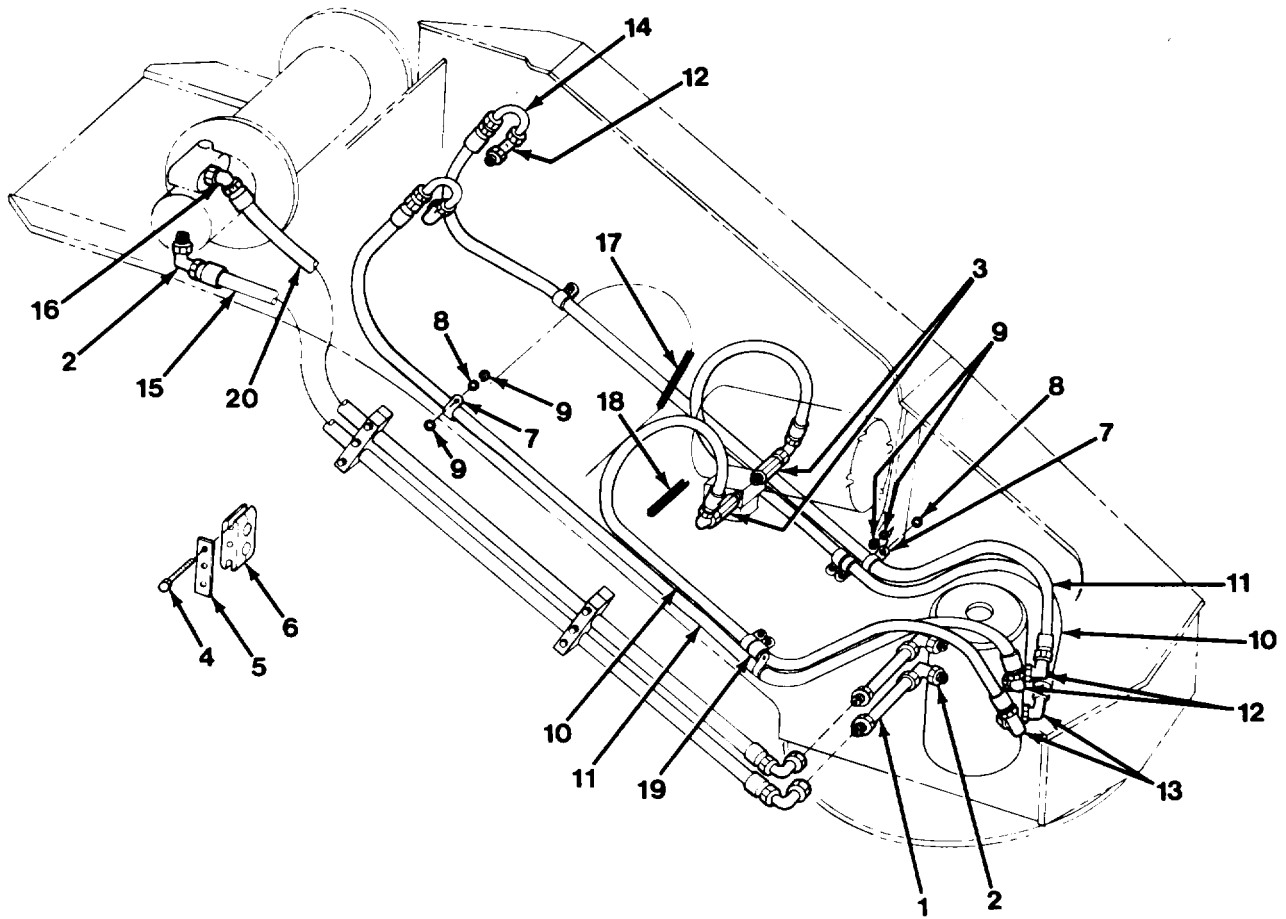


Figure 10-24. Upper Hydraulics.

FIG IND NO	PART NO	VENDOR PART NO	FSCM	DESCRIPTION	QTY
	709A1254		81495	UPPER HYDRAULICS ASSEMBLY (INCL. ITEMS 1 THRU 20)	1
1	709 4267		81495	TUBE	2
2	363 1033	2503-16-16	57760	*ELBOW	3
3	375 5900	5E03-10-10	57760	*ADAPTER, LONG	2
4	071 312 48	DIN931-M12 X 90-8.8-A4C	15526	CAPSCREW, M12 X 90	6
5	707 1427		81495	PLATE, COVER	2
6	372 1520		81495	CLAMP	8
7	200B2007-25		81495	CLAMP	4
8	085 108 17	DIN125A-M8- TP200-A4C	15526	PLAINWASHER, M8	8
9	081 308 13	DIN985-M8- 6/8-A4C	15526	LOCKNUT, M8	8
	085 113 24	DIN125A-M12- TP200-A4C	15526	PLAINWASHER, M12	8
10	709 1238-78		81495	HOSE	2
11	709 1237-90		81495	HOSE	2
12	362 1815	2503-12-12	57760	*ELBOW	4
13	362 1716	2503-10-10	57760	*ELBOW	2
14	709 1230		81495	TUBE	2
15	709 1240-68		81495	HOSE	1
16	363 1038	3503-16-16	57760	*ELBOW, 45°	1
17	12168-4	1375-1/2-B3	57137	FLEXTRIM, 1/2 X 19/32 X 4"	6
18	12168-5	1375-1/2-B3	57137	FLEXTRIM, 1/2 X 19/32 X 5"	4
19	200B2007-10		81495	CLAMP	4
20	709 1240-67		81495	HOSE	1

*REFER TO ANNEX A FOR O-RINGS

WHEN ORDERING PARTS, SPECIFY MODEL NUMBER, SERIAL
NUMBER AND DESCRIPTION OF PART REQUIRED

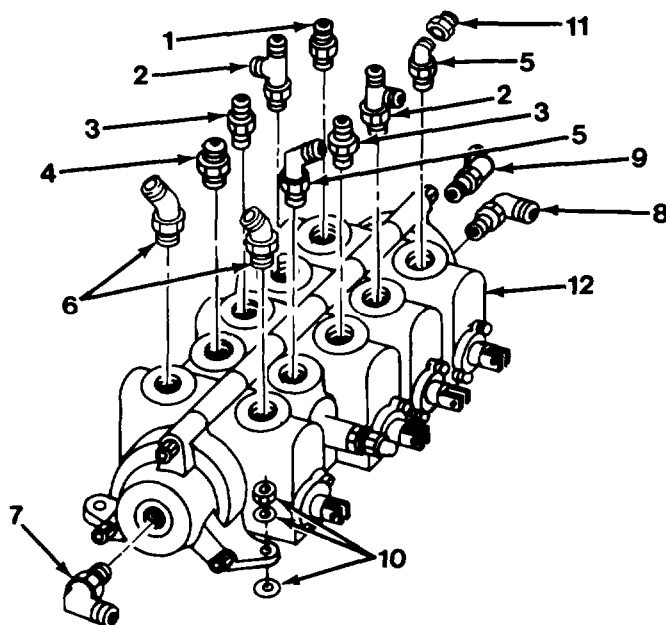


Figure 10-25. Hydraulic System Valve Bank Fittings.

FIG IND NO	PART NO	VENDOR PART NO	FSCM	DESCRIPTION	QTY
1	1219-984	0503-8-12	57760	*Adapter	1
2	362 3612	053T-8-8	57760	*Tee	2
3	362 0747	0503-8-10	57760	*Adapter	2
4	375 0602	0503-10-8	57760	*Adapter	1
5	362 1833	3503-10-12	57760	*Elbow, 45°	
6	1219-441	3503-8-8	57760	*Adapter	2
7	362 1619	2503-8-8	57760	*Elbow	1
8	360 3413	2503-10-12	57760	*Elbow	1
9	375 6800	PD-361	57760	*Nipple, Disconnect	1
	375 4801	PD-6	57760	Cap, Dust	1
10	071 308 20	DIN933-M8 X 45-8.8-A4C	15526	Capscrew, M8 x 45	3
	085 108 17	DIN125A-M8- TP200-A4C	15526	Plainwasher, M8	
	085 308 16	DIN127B-M8- HRC44-51-A4C	15526	Lockwasher, M8	3
	081 108 12	DIN934-M8- 10-A4C	15526	Nut, M8	3
11	375 8604	0502-10-8	57760	Expander	1
12	709 1062	5000D109C	93784	Valve Ass'y, Control	1

***Refer to Annex A for O-Rings**

WHEN ORDERING PARTS, SPECIFY MODEL NUMBER, SERIAL NUMBER AND DESCRIPTION OF PART REQUIRED

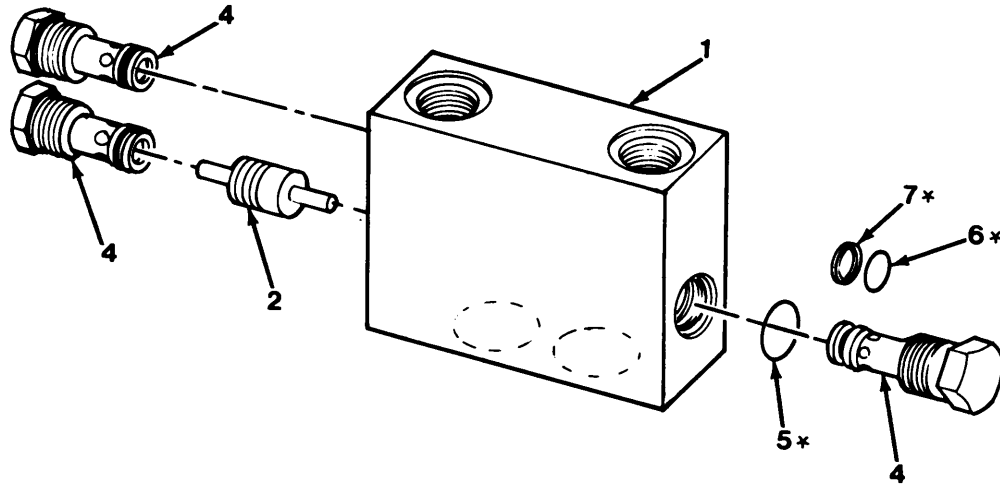


Figure 10-26. Steering Valve Fittings.

FIG IND	PART NO	VENDOR PART NO	FSCM	DESCRIPTION	QTY
	706 8858	CP10387	65099	Valve, Steering (Incl. Items 1 thru 7)	1
1	207623	220488	65099	Body	1
2	207624	920078	65099	Piston	1
4	207625	CPlol-l-B-0-005	65099	Cartridge, Check Valve (Incl. Items marked with *)	3
	207626	120017	65099	Kit, Seal (For 1 Cartridge) (Incl. Items marked with *)	3
	208309	120149	65099	Kit Seal (For 3 Cartridges)	1
5	207627	720029*	65099	Ring, 'O' (-912-90N)	1
6	207628	720435*	65099	Ring, 'O' (-115-90N)	1
7	207629	720385*	65099	Ring, Back-up	1

WHEN ORDERING PARTS, SPECIFY MODEL NUMBER, SERIAL NUMBER AND DESCRIPTION OF PART REQUIRED

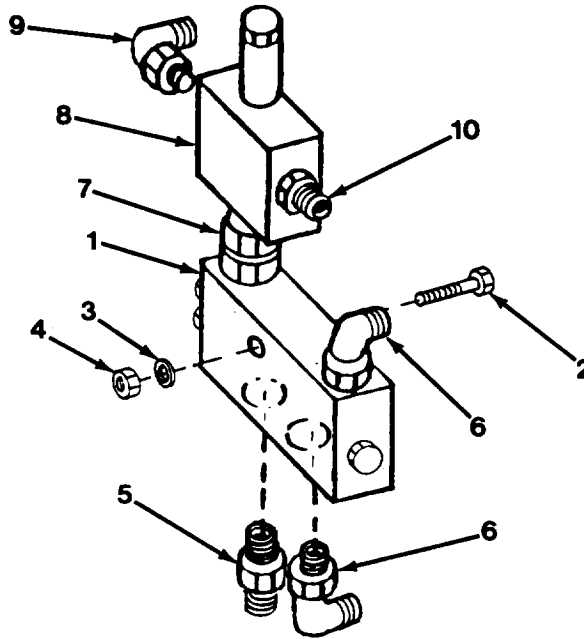


Figure 10-27. Steering Valve Fittings.

FIG IND	PART NO	VENDOR PART NO	FSCM	DESCRIPTION	QTY
1	See Fig 10-26		65099	Valve, Steering	1
2	071 310 24	DIN931-M10-55-8.8-A4C	15526	Capscrew, M10 x 55	2
3	085 310 19	DIN127B-M10-HRC44-51-ARC	15526	Lockwasher, M10	2
4	081 110 16	DIN934-M10-10-A4C	15526	Nut, M10	2
5	362 0822	0503-12-12	57760	*Adapter	1
6	362 1815	2503-12-12	57760	*Elbow	2
7	12019-292	0505-12-12	57760	*Adapter	1
8	709 1228	FRDA-XAN-BAL.-10	54035	Valve, Flow Divider	1
9	1219-916	2062-12-8S	01276	*Elbow	1
10	375 0602	0503-10-8	57760	*Adapter	1

*Refer to Annex A for O-Rings

WHEN ORDERING PARTS, SPECIFY MODEL NUMBER, SERIAL NUMBER AND DESCRIPTION OF PART REQUIRED

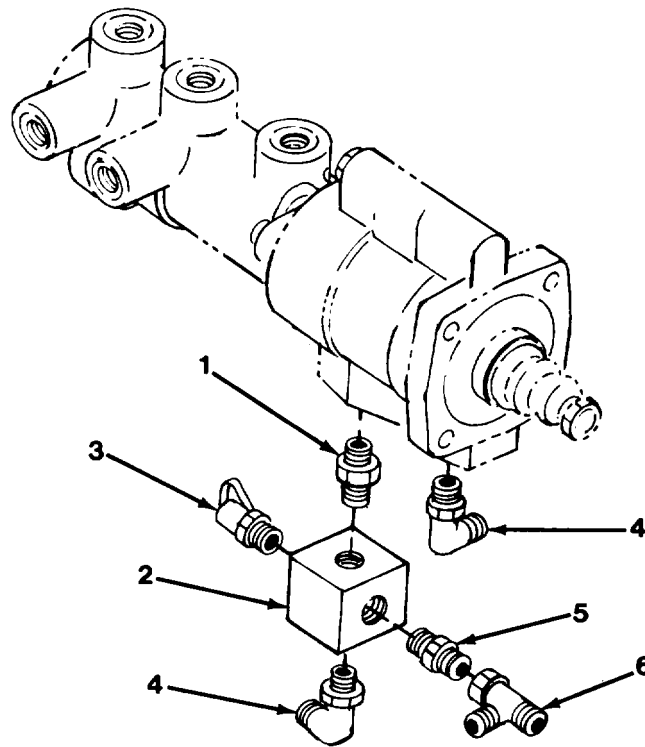


Figure 10-28. Brake Relief Valve Fittings.

FIG IND NO	PART NO	VENDOR PART NO	FSCM	DESCRIPTION	QTY
1	375 9900	0505-10-10	57760	*Adapter	1
2	709 1227	RPEC-FAN-ZLD	54035	Valve, Relief	1
3	375 6800	PD361	57760	*Nipple, Disconnect	1
	375 4801	PD-6	57760	Cap, Dust	1
4	362 1680	2503-10-8	57760	*Elbow	2
5	362 8700	0510-10-8	57760	*Adapter	1
6	362 3612	053T-8-8	57760	Tee	1

*Refer to Annex A for O-Rings

WHEN ORDERING PARTS, SPECIFY MODEL NUMBER, SERIAL NUMBER AND DESCRIPTION OF PART REQUIRED

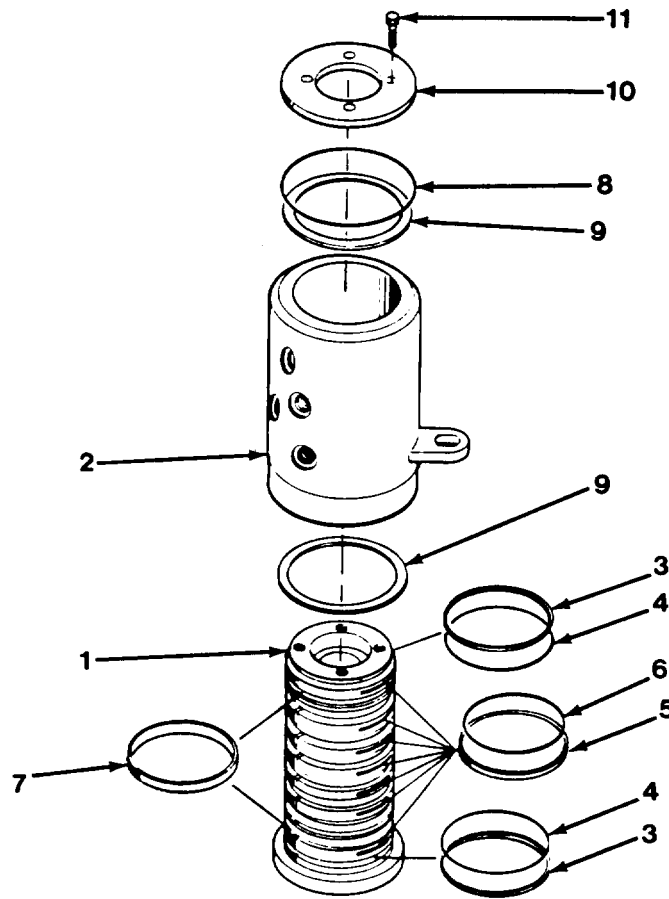


Figure 10-29. Rotary Manifold.

FIG IND	PART NO	VENDOR PART NO	FSCM	DESCRIPTION	QTY
	709A1231		81495	Rotary Manifold Ass'y (Incl. Items 1 thru 11)	1
1	709 1232		81495	spool	1
2	709F1233		81495	Case	1
3	1218-188	8-439-N300-9	57760	Ring, Back-Up	2
4	1218-187	ARP568-439 SAE J200	81343	Ring, 'O'	2
5	49126	N-675-7	02697	Ring, Rectangular	7
6	49127		81495	Seal	7
7	49125		81495	Ring, Wear	2
8	1218-52	ARP568-262 SAE J200	81343	Ring, 'O'	1
9	49128		81495	Washer, Thrust	2
10	709 1236		81495	Plate	1
11	071 410 16	DIN933-M10X 20-8.8-A4C	81495	Capscrew, M10 x 20	4

WHEN ORDERING PARTS, SPECIFY MODEL NUMBER, SERIAL NUMBER AND DESCRIPTION OF PART REQUIRED

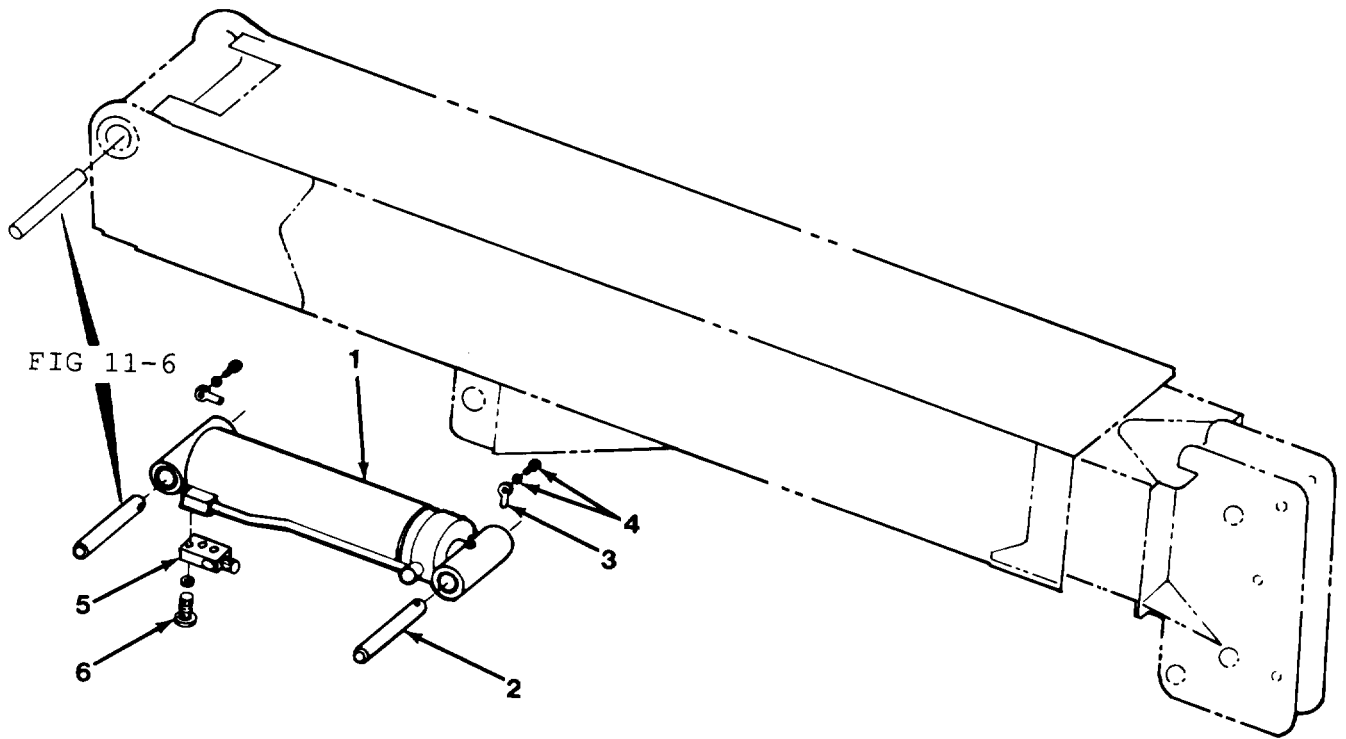


Figure 10-30. Boom Hoist Cylinder.

FIG IND NO	PART NO	VENDOR PART NO	FSCM	DESCRIPTION	QTY
1	See Fig 10-31			Hoist, Cylinder	1
2	709 1434		81495	Pin	1
3	709 1424		81495	Rod	1
4	071 424 48	DIN933-M24 x 60-8.8-A4c	15526	Capscrew, M24 x 60	1
	085 324 39	DIN127B-M24- HRC44-51-A4C	15526	Lockwasher, M24	1
5	709 1226	MHB-030- VBCH-SSS-0()	77521	Valve, Hold	1
		406518	77521	O-ring (-113-90N)	2
		406579	77521	O-ring (-111-90N)	1
6	071 306 32	DIN931-M6 x 50-8.8-A4C	15526	Capscrew, M6 x 50	4
	085-306-12	DIN127B-M6- HRC44-51-A4C	15526	Lockwasher, M6	4

WHEN ORDERING PARTS, SPECIFY MODEL NUMBER, SERIAL NUMBER AND DESCRIPTION OF PART REQUIRED

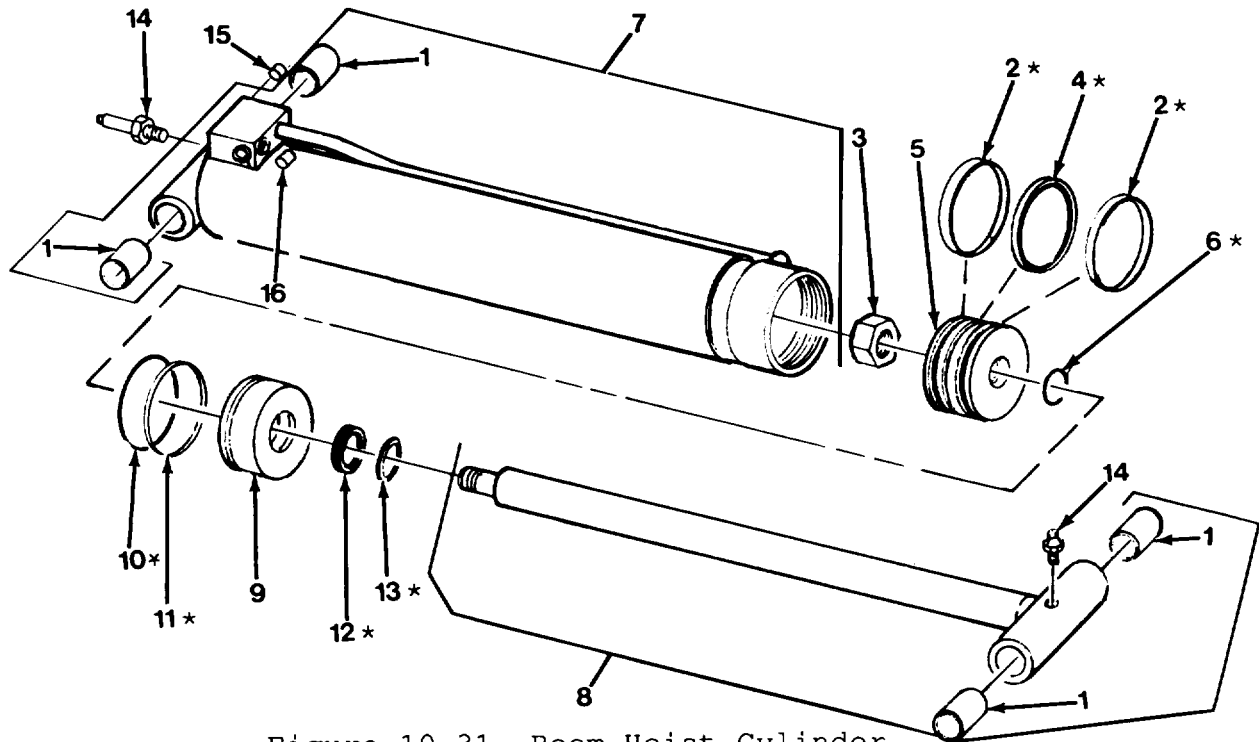


Figure 10-31. Boom Hoist Cylinder.

FIG IND NO	PART NO	VENDOR PART NO	FSCM	DESCRIPTION	QTY
	709 1006	709 1006	67089	Cylinder, Boom Hoist	1
	206630	DH24-112	67089	Kit, Seal (Incl. Items marked with *)	1
1	207166	DH21-99	67089	Bushing	4
2	207167	DH30-12*	67089	Ring, Wear	2
3	207168	DH17-72	67089	Nut, 2-12 Str. Full Hex GR8	1
4	207169	DH5-160*	67089	Seal, Piston	1
5	207170	DH4-166	67089	Piston	1
6	207171	2-226*	67089	Ring, 'O' (-226-70N)	1
7	207172	DHA1-274	67089	Cylinder Ass'y (Incl. Item 1)	1
8	207173	DH2-275	67089	Rod Assembly (Incl. Item 1)	1
9	207174	DH3-187	67089	Gland	1
10	207175	2-267*	67089	Ring, 'O' (-267-70N)	1
11	207176	8-267*	67089	Ring, Back-up (8-267 90 Urethane)	1
12	207177	DH5-161*	67089	Seal, Polypak	1
13	207178	DH14-98*	67089	Wiper	1
14	207179	MS15003-1	96906	Zerk, Grease, 1/8 NPT Str	2
15	207185	DH37-12	67089	Plug, Special	1
16	207186	05CP-6	57760	plug, w/O-ring, SAE -6 Hex	1

WHEN ORDERING PARTS, SPECIFY MODEL NUMBER, SERIAL NUMBER AND DESCRIPTION OF PART REQUIRED

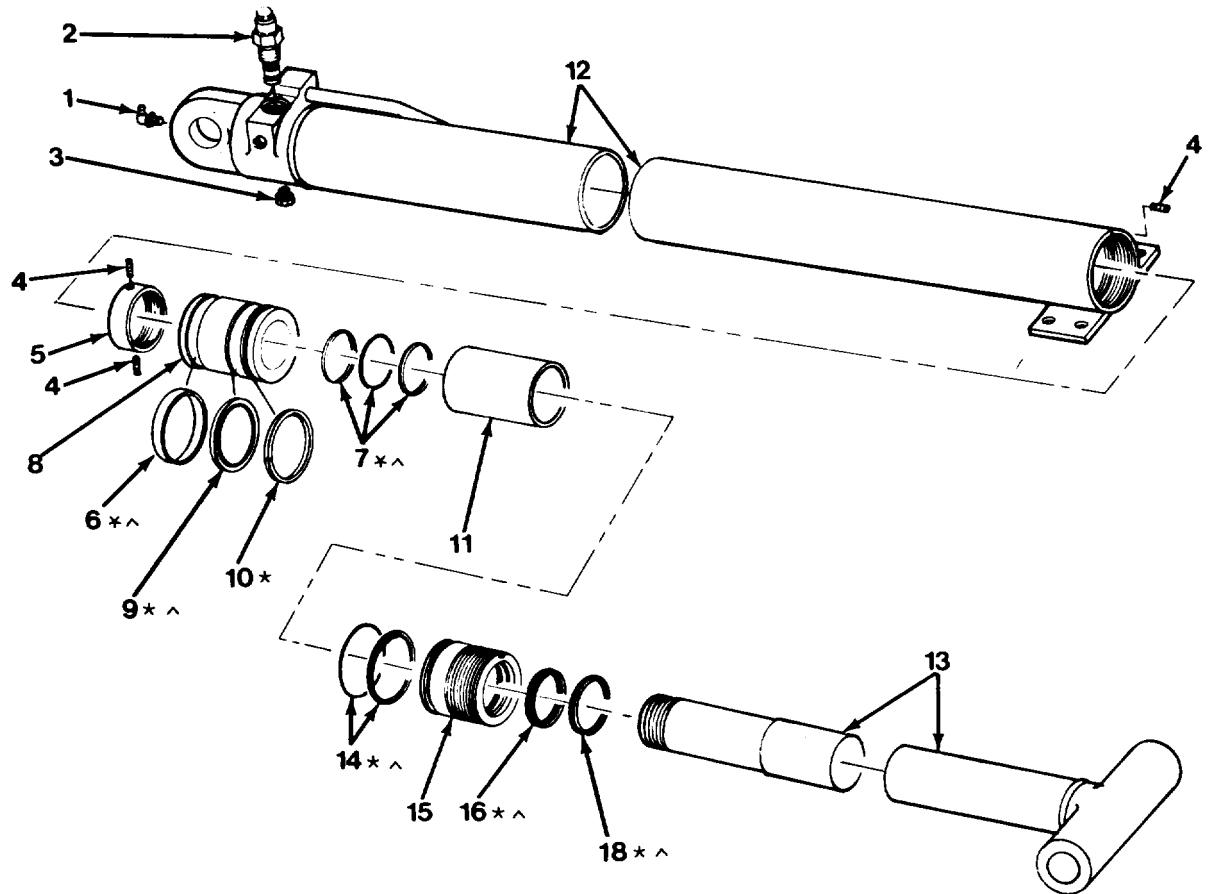


Figure 10-32 . Extend Cylinder.

FIG IND	PART NO	VENDOR PART NO	FSCM	DESCRIPTION	QTY
	709 1004	61530 064047	62410	Cylinder, Extend	1
	206628	SKSH-064013	62410	Seal Kit Special Hard (Incl. Items marked with *)	1
	207207	SKSS-064013	62410	Seal Kit Special Soft (Incl. Items marked with `)	1
1	207188	59865-006001	62410	Zerk Grease, 1/8 NPT 90° Elbow	1
2	207189	72240-000023	62410	Valve, Counterbalance 3900 PSI	1
3	207190	49860-001009	62410	Plug, Hollow Hex 9/16-18	1

WHEN ORDERING PARTS, SPECIFY MODEL NUMBER, SERIAL NUMBER AND DESCRIPTION OF PART REQUIRED

FIG IND NO	PART NO	VENDOR PART NO	FSCM	DESCRIPTION	QTY
4	204581	55575-004006	62410	SETSCREW, 1/4C X 3/8 ST. HD. NYLOK	3
5	207191	65335-043056	62410	NUT, BUTTRESS RING	1
6	207192	59070-064002**^	62410	RING, WEAR	1
7	207193	38445-044047**^	62410	RING, BACK-UP (STATIC)	2
	207194	52500-172148**^	62410	RING, 'O' (STATIC)	1
8	207195	66765-010064	62410	PISTON	1
9	207196	52500-172153**^	62410	RING, 'O', LOADING	1
	207197	55965-064000	62410	SEAL, PISTON	1
10	207198	53775-004020*	62410	RING, PISTON	1
11	207199	68850-044026	62410	SPACER ASSEMBLY	1
12	207200	60900-064118	62410	CASE ASSEMBLY	1
13	207201	68100-048063	62410	ROD ASSEMBLY	1
14	207202	38445-058064**^	62410	RING, BACK-UP (STATIC)	1
	207203	52500-172342	62410	RING, 'O' (STATIC)	1
15	207204	63780-002064	62410	GLAND, HEAD	1
16	207205	57945-048056**^	62410	SEAL, U-CUP	1
17				NOT APPLICABLE	
18.	207206	59250-048056**^	62410	WIPER	1

WHEN ORDERING PARTS, SPECIFY MODEL NUMBER, SERIAL
NUMBER AND DESCRIPTION OF PART REQUIRED

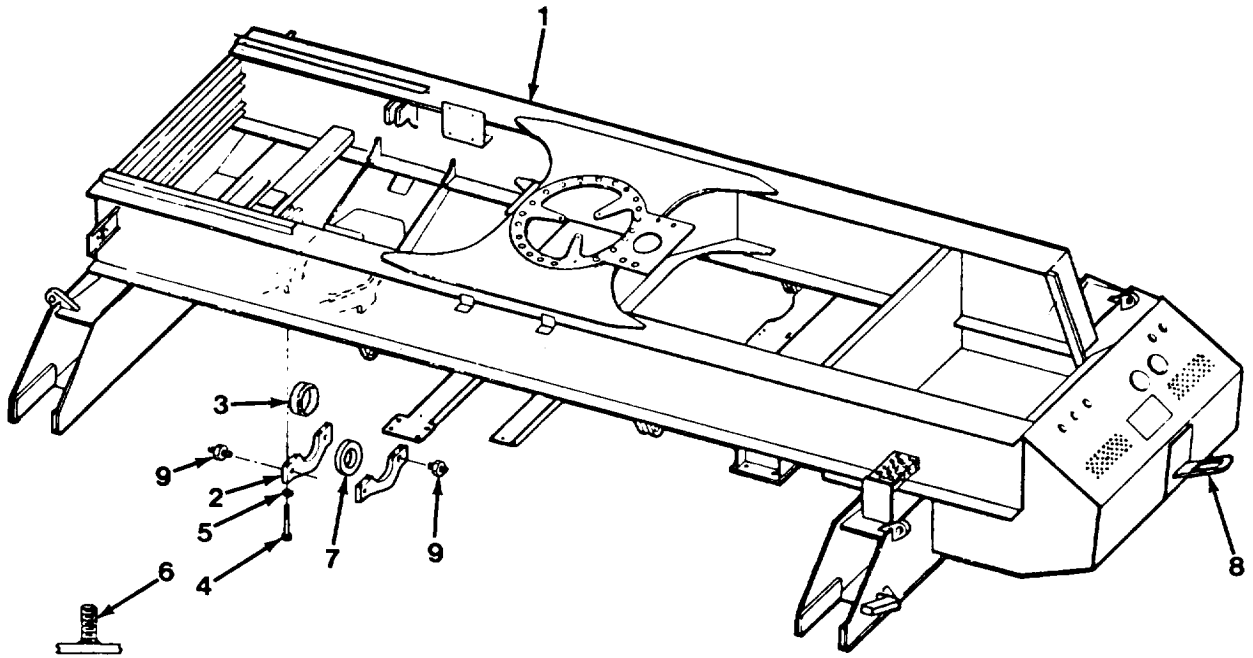


Figure 11-1. Frame.

FIG IND NO	PART NO	VENDOR PART NO	FSCM	DESCRIPTION	QTY
1	709F1791		81495	Frame	1
2	709 1661		81495	Cap. (Part of Frame)	2
3	709 1102		81495	Bushing	2
4	071 312 49	DIN933-M12x 130-8.8-A4C	15526	Capscrew, M12 xi.30	8
5	085 113 24	DIN125A-M12 -TP200-A4C	15526	Washer, 12mm	8
6	709 1727		81495	Stud, 6M X 25	2
	709 1686		81495	Stud, 8M x 25	131
	709 1688		81495	Stud, 10M X 25	25
	709 4319		81495	Stud, 10M X 40	2
	709-1689		81495	Stud, 12M X 40	5
7	7099 1897		81495	Shim	1
8	709F4089		81495	Tie Back, Hook Block	1
9	1213-6	MS15003-6	96906	Fitting, Zerk	2

WHEN ORDERING PARTS, SPECIFY MODEL NUMBER, SERIAL NUMBER AND DESCRIPTION OF PART REQUIRED

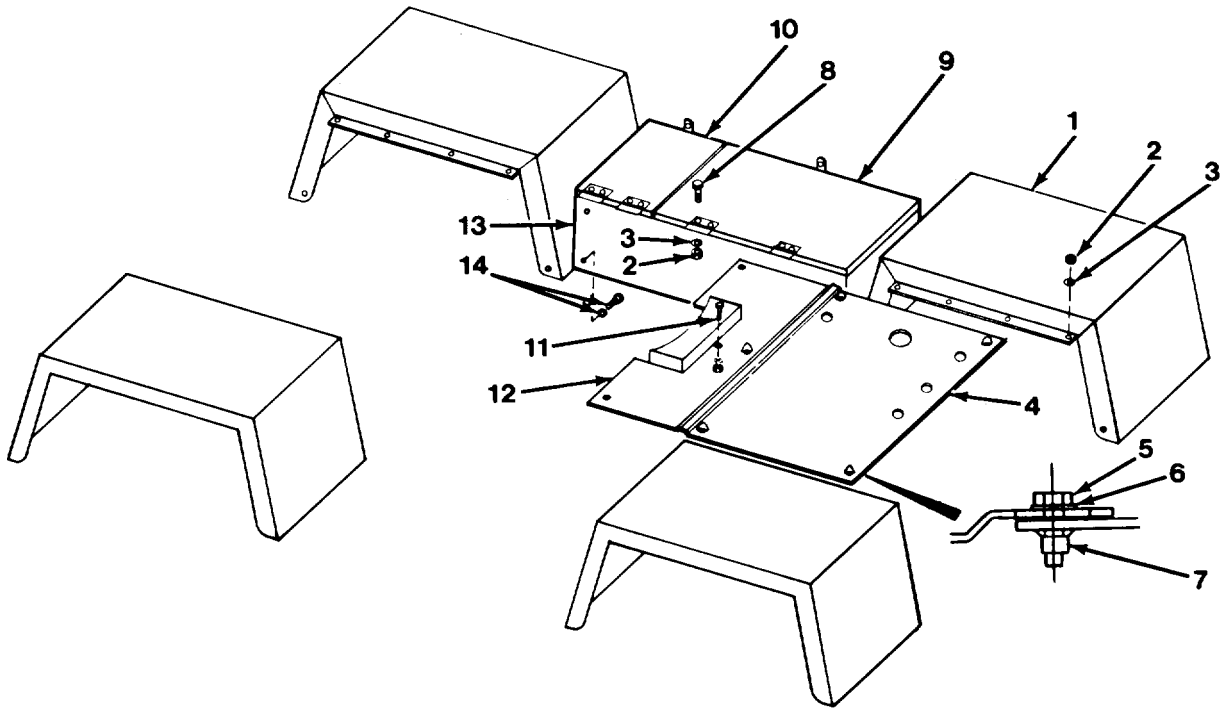


Figure 11-2. ~~Fenders & Decks~~

FIG IND NO	PART NO	VENDOR PART NO	FSCM	DESCRIPTION	QTY
	709A1695		81495	FENDER ASS'Y (INCL ITEMS 1 THRU 14)	1
1	709 1610		81495	FENDER	4
2	081 310 16	DIN985-M10 -6/8-A4C	15526	NUT, M10	32
3	086 211 05	DIN9021B -M10-A4C	15526	WASHER, M10	32
4	709 1841		81495	PLATE, DECK	1
5	1200-59		81495	CAPSCREW, 3/8CX1 GR5	5
6	1209-86		81495	PLAINWASHER, 3/8 GR9	5
7	345 2800		81495	CLIP	5
8	071 410 24	DIN933-M10X 25-8.8-A4C	15526	CAPSCREW, M10 X 25	8
9	709 1708		81495	COVER, TOOL BOX	1
10	709 1707		81495	COVER, BATTERY	1
11	071 408 32	DIN933-M8X 25-8.8-A4C	15526	CAPSCREW, M8 X 25	1
	085 908 20	DIN7349 -M8-A4C	15526	WASHER, M8	4
	081 308 13	DIN985-M8 -6/8-A4C	15526	NUT, M8	3
12	709F1861		81495	COVER, PINION	1
13	709F4143		81495	BOX, TOOL	1
14	071 412 34	DIN933-M12- 1.75X30-A4C	15526	CAPSCREW, M12 X 30	6
	085 113 24	DIN125A-M12 -TP200-A4C	15526	WASHER, M12	6

WHEN ORDERING PARTS, SPECIFY MODEL NUMBER, SERIAL
NUMBER AND DESCRIPTION OF PART REQUIRED

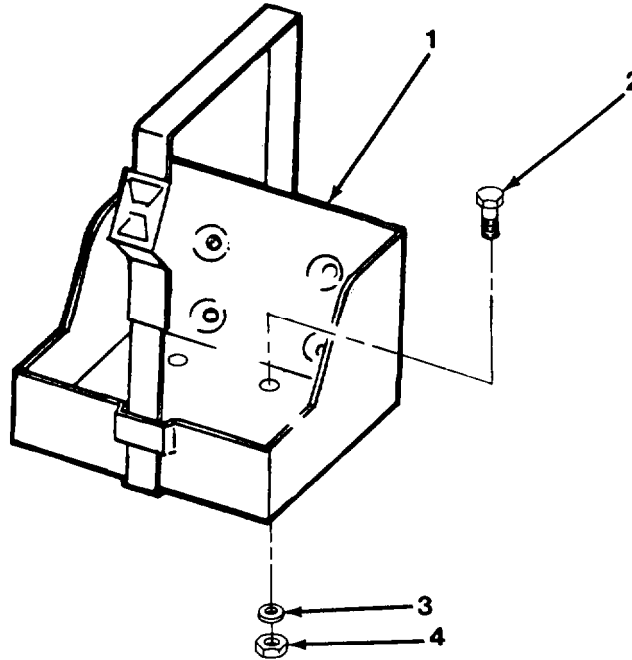


Figure 11-3. Can Bracket.

FIG IND NO	PART NO	VENDOR PART NO	FSCM	DESCRIPTION	QTY
	709A1830		81495	Can Bracket Ass'y (Incl Items 1 thru 4)	1
1	420 4967	MS53052-1	96906	Bracket Ass'y	1
2	1200-373	DIN933-M10X 35-8.8-A4C	15526	Capscrew, M10 x 35	4
3	085 910 25	DIN7349- M10-A4C	15526	Plainwasher, M10	4
4	081 310 16	DIN985-M10 -6/8-A4C	15526	Nut, M10	4

**WHEN ORDERING PARTS, SPECIFY MODEL NUMBER, SERIAL
NUMBER AND DESCRIPTION OF PART REQUIRED**

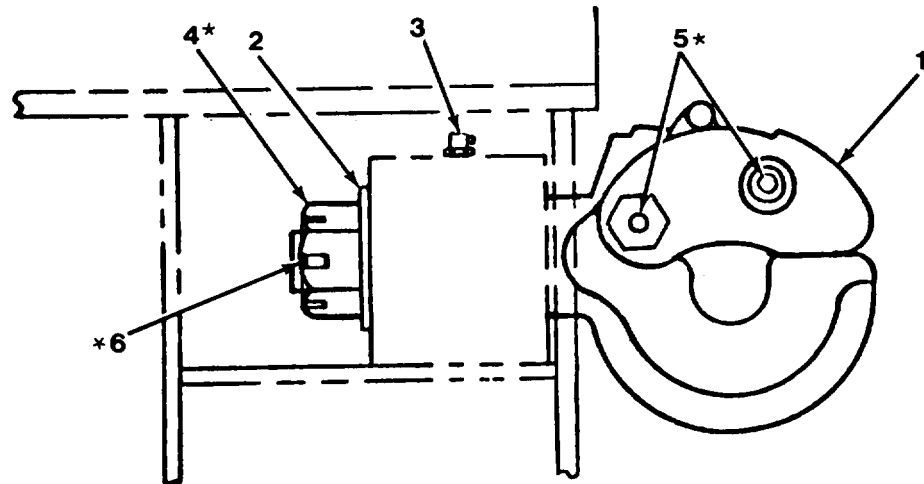


Figure 11-4. Pintle Hook.

FIG IND NO	PART NO	VENDOR PART NO	FSCM	DESCRIPTION	QTY
	709A1853		81495	Pintle Hook Ass'y (Incl. Items 1 thru 6)	1
1	709 1776	MS51118-1	96906	Pintle Hook (Incl. Items marked with *)	1
2	1208-37		81495	Bushing, Machinery	1
3	1213-6	MS15003-6	96906	Zerk, Grease	1
4		1225438*	19207	Nut	1
5		MS15001-1*	96906	Zerk	2
6		MS24665-628*	96906	Cotter Pin 1/4x3	1

**WHEN ORDERING PARTS, SPECIFY MODEL NUMBER, SERIAL
NUMBER AND DESCRIPTION OF PART REQUIRED**

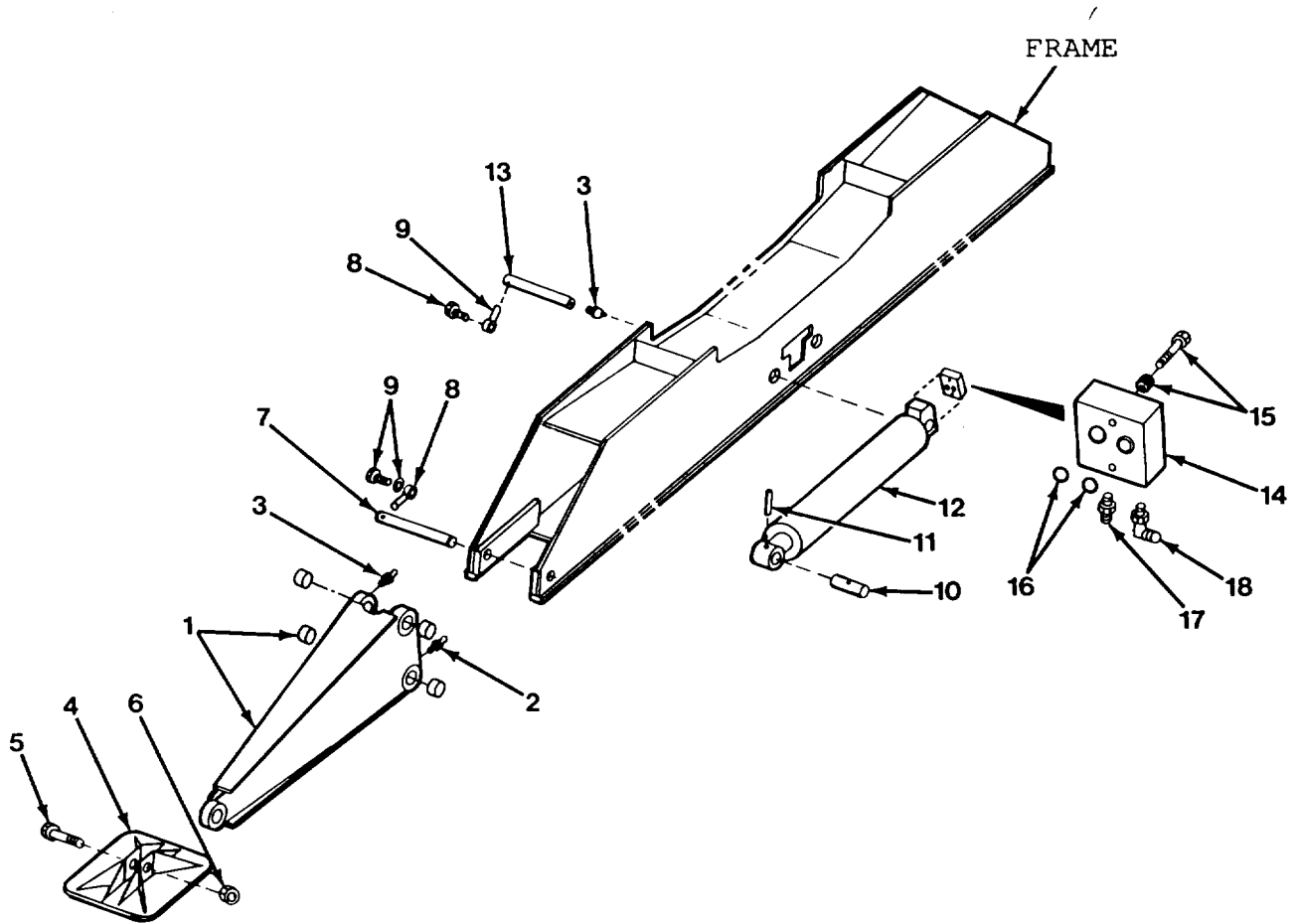


Figure 11-5. Outriggers.

FIG IND NO	PART NO	VENDOR PART NO	FSCM	DESCRIPTION	QTY
	709A1700		81495	OUTRIGGER ASS'Y (INCL. ITEMS 1 THRU 18)	1
1	709F1629		81495	BEAM, W/BUSHING	4
	709 1634		81495	BUSHING	16
2	1213-6	MS15003-6	96906	ZERK, GREASE	8
3	364 0002	MS15003-1	96906	ZERK, GREASE	12
4	709F1052		81495	PAD, OUTRIGGER	4
5	709 1626		81495	BOLT, SPECIAL	4
6	081 324 31	DIN985-M24 -6/8-A4C	15526	NUT, M24	4
	085 125 44	DIN125A-M24 -TP200-A4C	15526	WASHER, M25	4
7	709 1627		81495	PIN	4
8	706 9449		81495	END, ROD	8
9	071 416 40	DIN933-M16X 40-8.8-A4C	15526	CAPSCREW, M16X40	8
	085 316 28	DIN127B-M16- HRC44-51-A4C	15526	LOCKWASHER, M16	8
10	709 1628		81495	PIN	4
11	1227-410		81495	PIN	4
12	SEE FIG 10-5		81495	CYLINDER	4
13	709 1757		81495	PIN	4
14	SEE FIG 10-6		81495	VALVE, HOLD	4
15	071 308 26	DIN931-M8X 50-8.8-A4C	15526	SCREW, M8X50	8
	085 308 15	DIN127B-M8- HRC44-51-A4C	15526	LOCKWASHER, M8	8
16	460 0838	012 90N	02697	RING, O	8
17	362 0496	0503-6-6	57760	* ADAPTER	4
18	1219-776	2503-6-6	57760	* ELBOW	4

WHEN ORDERING PARTS, SPECIFY MODEL NUMBER, SERIAL
NUMBER AND DESCRIPTION OF PART REQUIRED

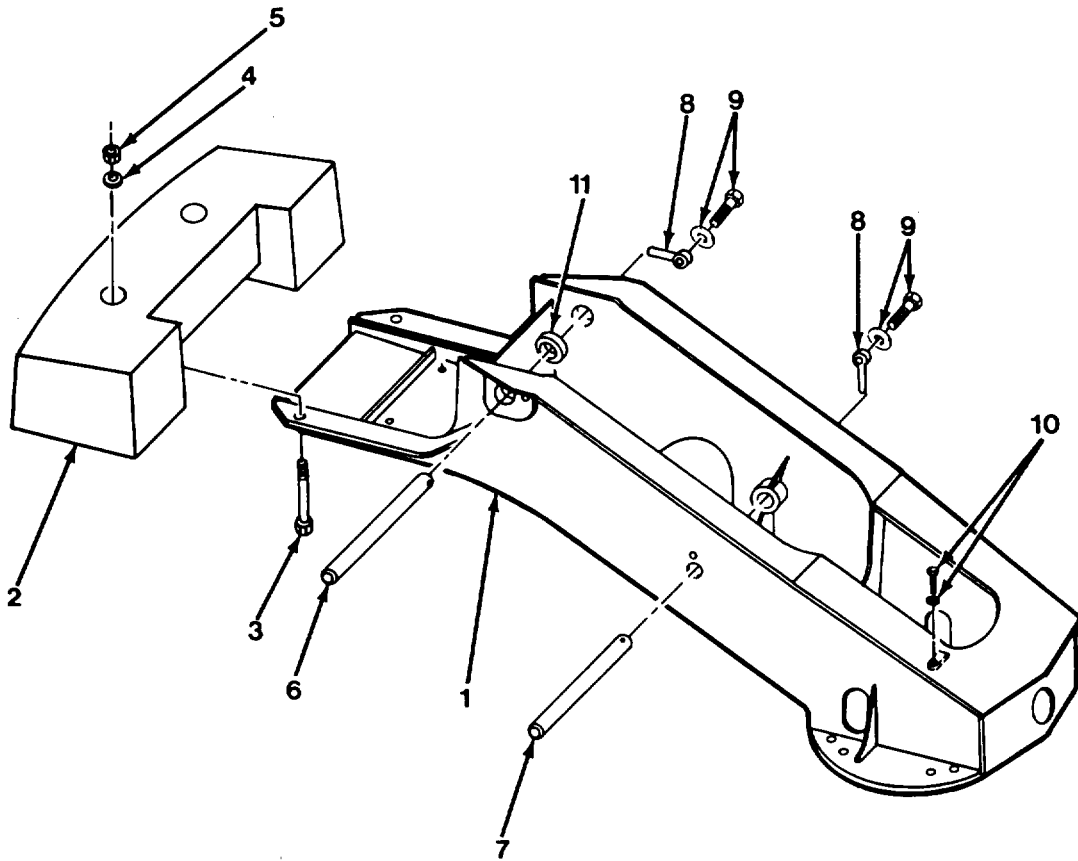


Figure 11-6. Upperstructure.

FIG IND NO	PART NO	VENDOR PART NO	FSCM	DESCRIPTION	QTY
1	709F1401		81495	UPPERSTRUCTURE	1
2	709B1421		81495	COUNTERWEIGHT	1
3	071 336 44	DIN931-M36X 220-8.8-A4C	15526	CAPSCREW, M36X 220-8.8	2
4	085 137 69	DIN126-M36- A4C	15526	WASHER, M37	2
5	081 336 40	DIN985-M36- 6/8-A4C	15526	LOCKNUT, M36	2
6	709 1423		81495	PIN, BOOM BASE	1
7	709 1422		81495	PIN, HOIST BASE	1
8	709 1424		81495	END, ROD	2
9	071 424 48 X60-8.8-A4C	DIN933-M24	15526	CAPSCREW, M24 X 60-8.8	2
	085 324 39	DIN127B-M24- HRC44-51-A4C	15526	LOCKWASHER, 24M	2
10	709 1360		81495	PIN, STOP	1
	085 324 39	DIN127B-M24- HRC44-51-A4C	15526	LOCKWASHER, 24M	1
11	7072336		81495	SHIM	2

WHEN ORDERING PARTS, SPECIFY NUMBER, SERIAL
NUMBER AND DESCRIPTION OF PART REQUIRED.

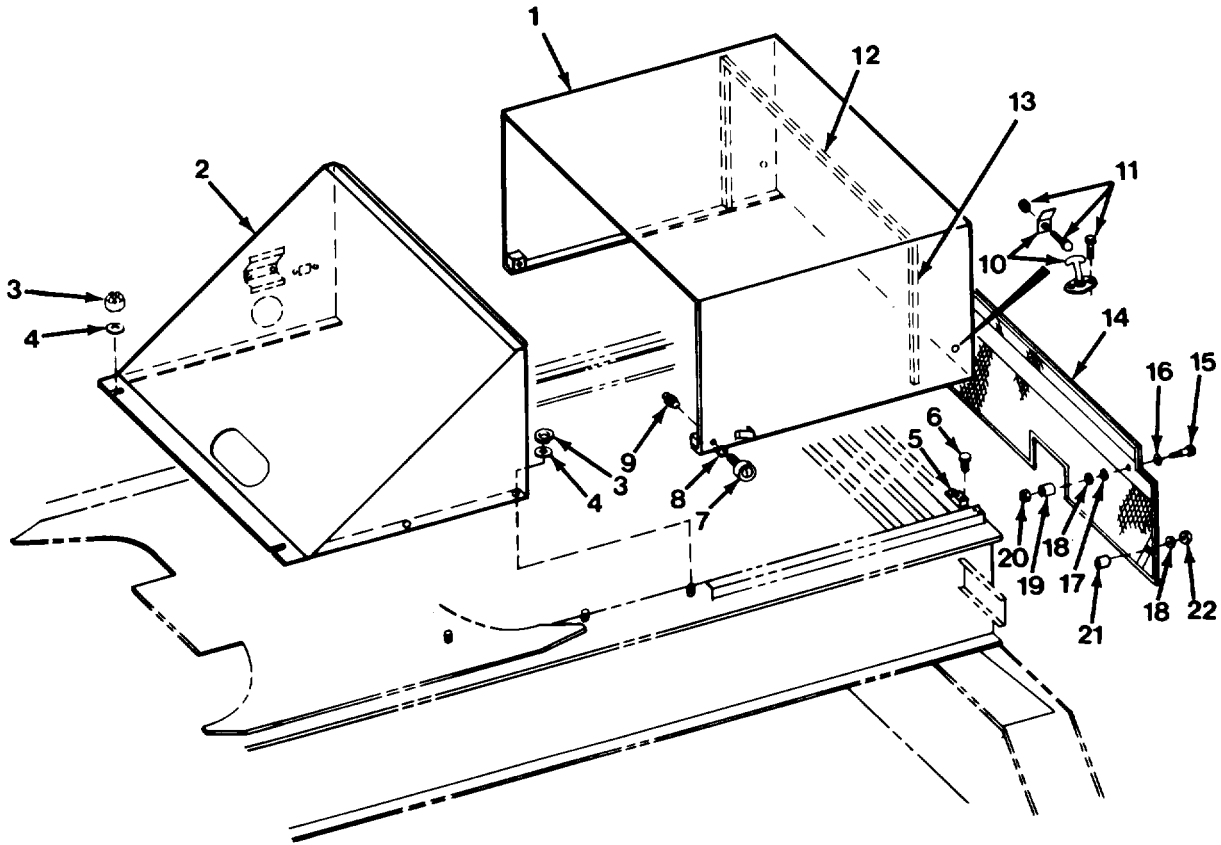


Figure 11-7. Engine Housing.

FIG IND NO	PART NO	VENDOR PART NO	FSCM	DESCRIPTION	QTY
	709A1752		81495	ENGINE HOUSING ASSEMBLY (INCL. ITEMS 1 THRU 22)	1
1	709 1734		81495	HOOD, ENGINE	1
2	709 1733		81495	SUPPORT, HOOD	1
3	081 308 13	DIN985-M8 -6/8-A4C	15526	NUT, M8	6
4	086 211 05	DIN125A-M10 -TP200-A4C	15526	WASHER, M10	6
5	709 1749		81495	BLOCK	2
6	071 406 52	DIN933-M6X 35-8.8-A4C	15526	SCREW, M6 X 35	4
7	1217-349		81495	FOLLOWER, CAM	2
8	085 316 27	DIN127B-M16 HRC44-51-A4C	15526	LOCKWASHER, M16	2
9	1213-11	1728-B	02260	ZERK, GREASE	2
10	372 3041	110L01-1-2AA	08733	LATCH	2
11	307 0000	DIN85A-M4X 12-4.8-A4C	15526	CAPSCREW, M4 X 12	8
	340 0002	DIN985-M4- 6/8-A4C	15526	LOCKNUT, M4	4
12	12148-36	EPT42G	72781	STRIPPING, 1 X 1 X 36" ADH.	1
13	12148-18.5	EPT42G	72781	STRIPPING, 1 X 1 X 18.5" ADH.	2
14	709 4315		81495	GUARD, GRILL	1
15	1203-194		81495	BOLT, SHOULDER, 3/8X1-3/4, 5/16C X 1/2 SOCKET HEAD	2
16	334 2007	9713K79	39428	WASHER, SPRING	2
17	330 2000		81495	WASHER, 3/8 X .083	2
18	331 2000		81495	WASHER, 3/8 X .065	6
19	709 4318		81495	BOSS	2
20	1205-34	21NE-058	72962	LOCKNUT, 5/16C	2
21	709 4317		81495	BOSS	2
22	081 310 16	DIN985-M10 -6/8-A4C	15526	NUT, M10	2

WHEN ORDERING PARTS, SPECIFY MODEL NUMBER, SERIAL
NUMBER AND DESCRIPTION OF PART REQUIRED

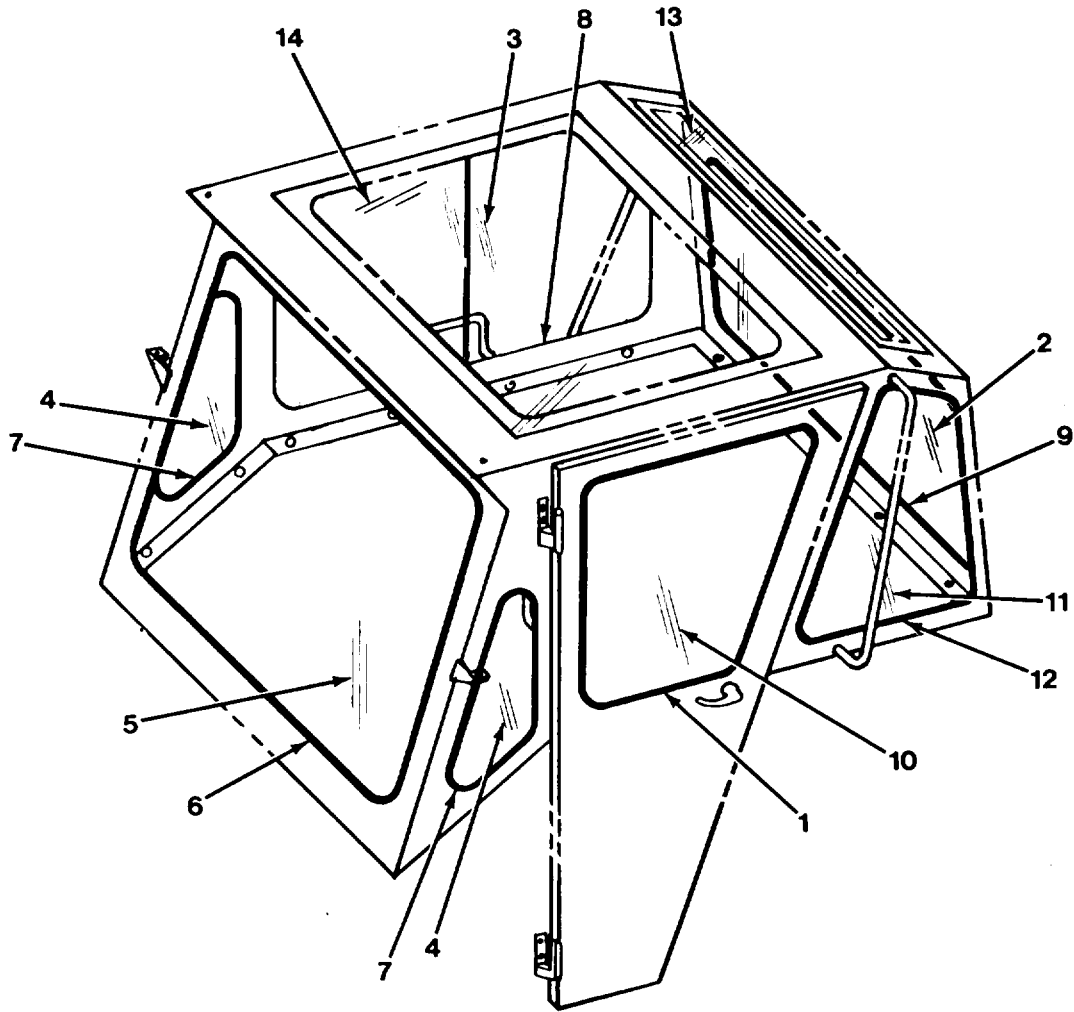


Figure 11-8. Cab Glass Assembly.

FIG IND NO	PART NO	VENDOR PART NO	FSCM	DESCRIPTION	QTY
	709A1123		81495	GLASS ASSEMBLY (INCL. ITEMS 1 THRU 14)	1
1	709 1127		81495	GLASS	1
2	709 1128		81495	GLASS	1
3	709 1958		81495	GLASS, SINGLE SLIDING	1
4	709 1130		81495	GLASS	2
5	709 1131		81495	GLASS	1
6	12171-133	OF-250-125	22601	WEATHERSTRIP	1
7	12171-60	OF-250-125	22601	WEATHERSTRIP	2
8	12171-118	OF-250-125	22601	WEATHERSTRIP	1
9	12171-116.3	OF-250-125	22601	WEATHERSTRIP	1
10	12171-97	OF-250-125	22601	WEATHERSTRIP	1
11	709 1950		81495	GLASS	1
12	12171-67	OF-250-125	22601	WEATHERSTRIP	1
13	709 1960		81495	GLASS, TOP REAR (PART OF OPERATOR'S CAB, PAGE 11-13)	1
14	709 1126		81495	GLASS, TOP FRONT (PART OF OPERATOR'S CAB, PAGE 11-13)	1

WHEN ORDERING PARTS, SPECIFY MODEL NUMBER, SERIAL
NUMBER AND DESCRIPTION OF PART REQUIRED

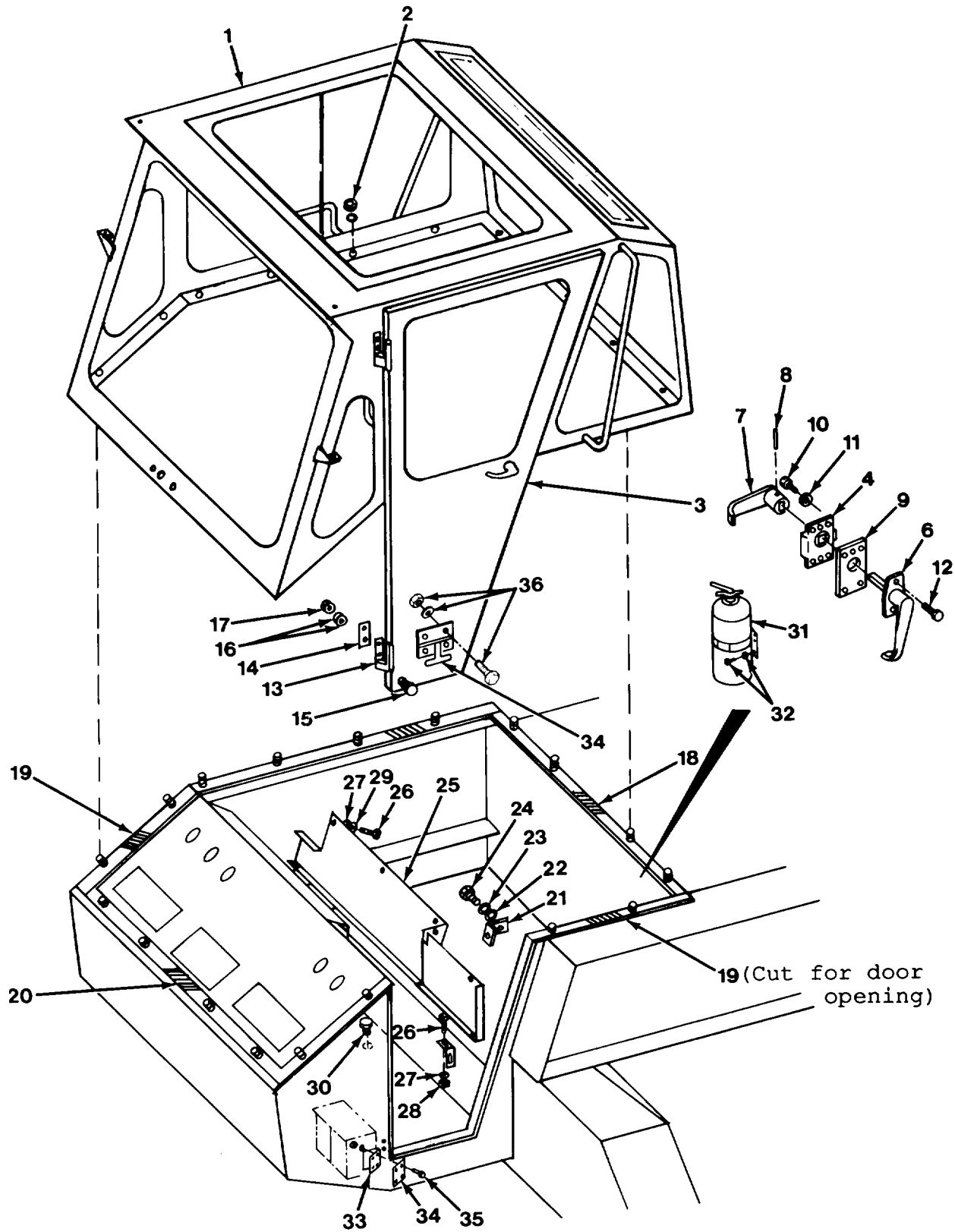


Figure 11-9. Operator's Cab.

FIG IND NO	PART NO	VENDOR PART NO	FSCM	DESCRIPTION	QTY
1	7091101		81495	CAB, OPERATORS (INCL. TOP GLASS),	1
2	081 308 13	DIN985-M8- 6/8-A4C	15526	NUT, LOCK M8	18
	1209-3	DIN125A-M8- TP200-A4C	15526	PLAINWASHER, M8	18
3	709 1100		81495	DOOR W/LATCH	1
4	206617	10120-00	63708	LATCH	1
5				NOT APPLICABLE	
6	207700	11271-09	63708	HANDLE, OUTSIDE	1
7	208358	10042-09	63708	HANDLE, INSIDE	1
8	208361	80659-18	63708	ROLL PIN, 5/32 X 7/8	1
9	709 1870		81495	PLATE, SHIM	1
10	208362		81495	SCREW, 1/4CX1 SL RD HD	4
11	208360		81495	PLAINWASHER, 1/4 REG	4
12	208363		81495	SCREW, #10-32X3/4 OVAL SLOTTED HEAD	2
13	709 1160		81495	HINGE, CAB	2
14	709 1158		81495	SHIM	4
15	1200 373	DIN933-M10X 35-8.8-A4C	15526	CAPSCREW, M10 X 35	4
16	085 310 19	DIN127B-M10- HRC44-51-A4C	15526	LOCKWASHER, M10	4
	1209-4		81495	PLAINWASHER, 3/8 REG	4
17	1205-217	DIN934-M10- 8-A4C	15526	NUT, M10	4
18	709 1136		81495	SEAL, REAR	1
19	709 1134		81495	SEAL, SIDE	2
20	709 1135		81495	SEAL, FRONT	1
21	709 1159		81495	STRIKER	1
	709 1866		81495	SHIM	2
22	085 108 17	DIN125A-M8- TP200-A4C	15526	PLAINWASHER, M8	2
23	085 308 16	DIN127B-M8- HRC44-51-A4C	15526	LOCKWASHER, M8	2

WHEN ORDERING PARTS, SPECIFY MODEL NUMBER, SERIAL
NUMBER AND DESCRIPTION OF PART REQUIRED

FIG IND NO	PART NO	VENDOR PART NO	FSCM	DESCRIPTION	QTY
24	071 408 32	DIN933-M8X 25-8.8-A4C	15526	CAPSCREW, M8-125X25	2
25	709F1989		81495	COVER	1
26	071 406 32	DIN933-M6X 20-8.8-A4C	15526	CAPSCREW, M6 X 20	6
27	1209-2		81495	PLAINWASHER, 1/4 REG	6
28	081 106 10	DIN934-M6- 10-A4C	15526	NUT, M6	1
29	085 306 12	DIN127B-M6- HRC44-51-A4C	15526	LOCKWASHER, M6	6
30	12019-362		81495	PLUG, PIPE, 1-1/4 HEX SOCK HD	1
31	1222-217	A-A-393	58536	EXTINGUISHER, FIRE	1
32	071 405 16	DIN933-M5X 10-8.8-A4C	15526	CAPSCREW, M5.X 10	4
	085 305 09	DIN127B-M5- HRC44-51-A4C	15526	LOCKWASHER, M5	4
33	709 4298		81495	PLATE	1
34	372 0214		81495	LATCH, DOOR	1
35	1233-39		81495	SCREW, MACHINE #10-24 X 3/4 SL. PAN HD	3
	1209-1		81495	PLAINWASHER, 3/16	4
	1205-5		81495	NUT, #10-24	7
36	1202-4		81495	SCREW, MACHINE #10-24 X 1/2 RD SLOTTED HD	4
	085 305 09	DIN127B-M5- HRC44-51-A4C	15526	LOCKWASHER, M5	4
	1205-5		81495	NUT, #10-24	4

WHEN ORDERING PARTS, SPECIFY MODEL NUMBER, SERIAL
NUMBER AND DESCRIPTION OF PART REQUIRED

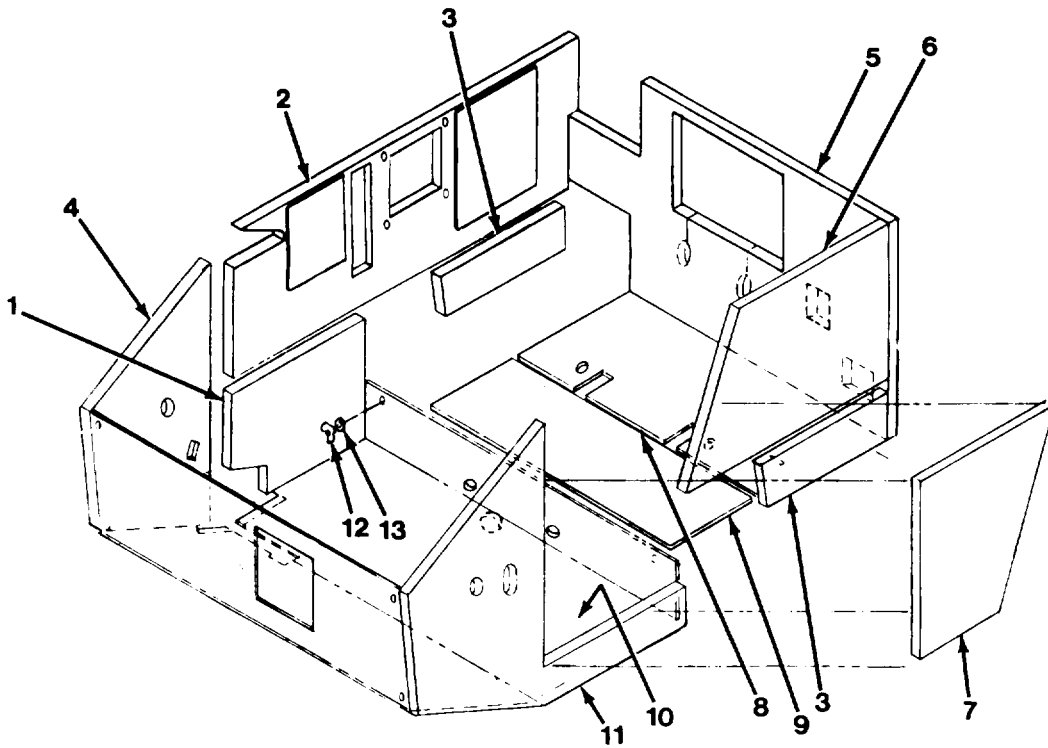


Figure 11-10. Cab Insulation.

FIG IND NO	PART NO	VENDOR PART NO	FSCM	DESCRIPTION	QTY
	709A1143		81495	Insulation Ass'y (Incl. Items 1 thru 13)	1
1	709 1144		81495	Insulation	1
2	709 1145		81495	Insulation	1
3	709 1146		81495	Insulation	2
4	709 1871		81495	Insulation	1
5	709 1149		81495	Insulation	1
6	709 1151		81495	Insulation	1
7	709 1152		81495	Insulation	1
8	709 1154		81495	Mat, Floor	1
9	709 1153		81495	Mat, Floor	1
10	709 1157		81495	Mat, Floor	1
11	709 1156		81495	Insulation	1
12	1231-7	DIN315-M8- 1.25-A4C	15526	Wingnut, M8 - 1.25	6
13	085 108 17	DIN125A-M8- TP200-A4C	15526	Washer, M8	6

WHEN ORDERING PARTS, SPECIFY MODEL NUMBER, SERIAL NUMBER AND DESCRIPTION OF PART REQUIRED

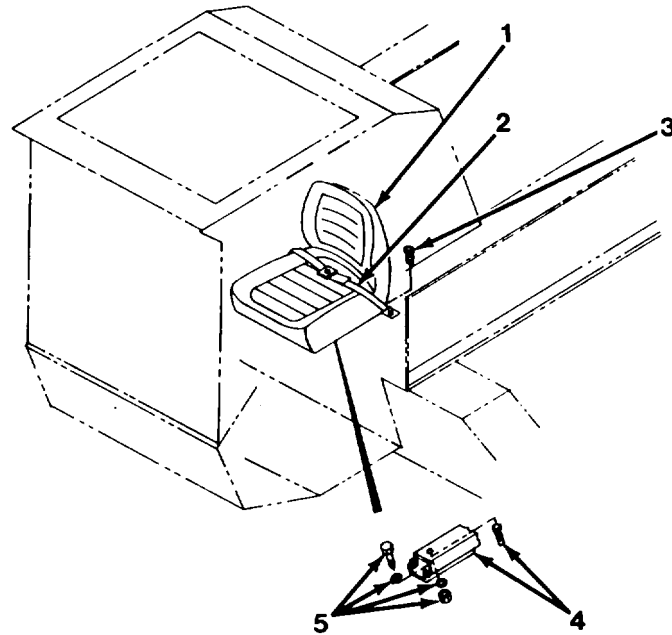


Figure 11-11. Seat

FIG IND NO	PART NO	VENDOR PART NO	FSCM	DESCRIPTION	QTY
	709A1173		81495	Seat Assembly (Incl. Items 1 thru 5)	1
1	705 5565	SA2971	56854	Seat	1
2	709 1096	F04339	29944	Belt, Seat	1
3	071 412 38	DIN933-M12X 35-8.8-A4C	15526	Capscrew, M12 x 25	2
	085 113 24	DIN125A-M12 -TP200-A4C	15526	Plainwasher, M12	2
	081 312 18	DIN985-M12 -6/8-A4C	15526	Locknut, M12	2
4	705 5566	SA2696	56854	Slide Assembly	1
5	1200-362	DIN933-M8- 1.25x20-8.8 -A4C	15526	Capscrew, M8 x 20 (Front)	2
	1200-365	DIN931-M18X 30-8.8-A4C	15526	Capscrew, M8 x 30 (Rear)	2
	085 308 13	DIN985-M8 6/8-A4C	15526	Locknut, M8	4
	1209-3	DIN125A-M8- TP200-A4C	15526	Plainwasher, M8	8

WHEN ORDERING PARTS, SPECIFY MODEL NUMBER, SERIAL NUMBER AND DESCRIPTION OF PART REQUIRED

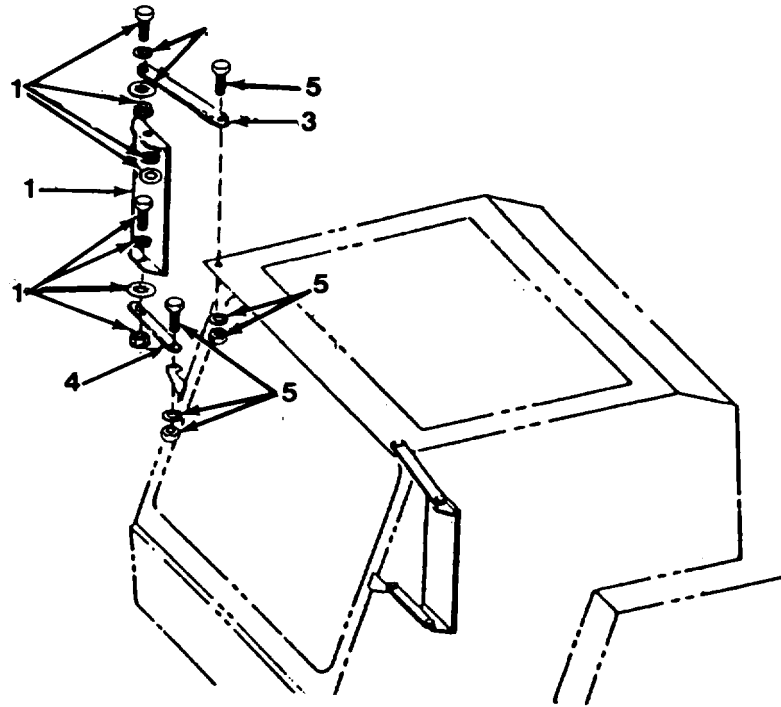


Figure 11-12. Mirrors.

FIG IND NO	PART NO	VENDOR PART NO	FSCM	DESCRIPTION	QTY
	709A1176		81495	Mirror Ass'y (Incl Items 1 thru 5)	1
1	709 1253 1200-7	B125	79146	Mirror	2
			81495	Capcrew 1/4c x 1-1/2 GR5	4
	333 1404		81495	Lockwasher 1/4 Internal Tooth	4
	1205-13		81495	Nut , 1/4C	4
2	1205-21 1209-3	DIN125A-M8- TP200-A4C	81495	Locknut, 1/4C Pellet	4
			15526	Plainwasher, M8	4
3	709 1983		81495	Arm	2
4	709 1174		81495	Arm	2
5	1200-362	DIN933-M8-1.25	15526	Capscrew, M8 x 20	4
		x20-8.8-A4C			
	085 308 16	DIN127B-M8- HRC44-51-A4C	15526	Lockwasher, M8	4
	1205-216	DIN934-M8- 8-A4C	15526	Nut, M8	4

**WHEN ORDERING PARTS, SPECIFY MODEL NUMBER, SERIAL
NUMBER AND DESCRIPTION OF PART REQUIRED**

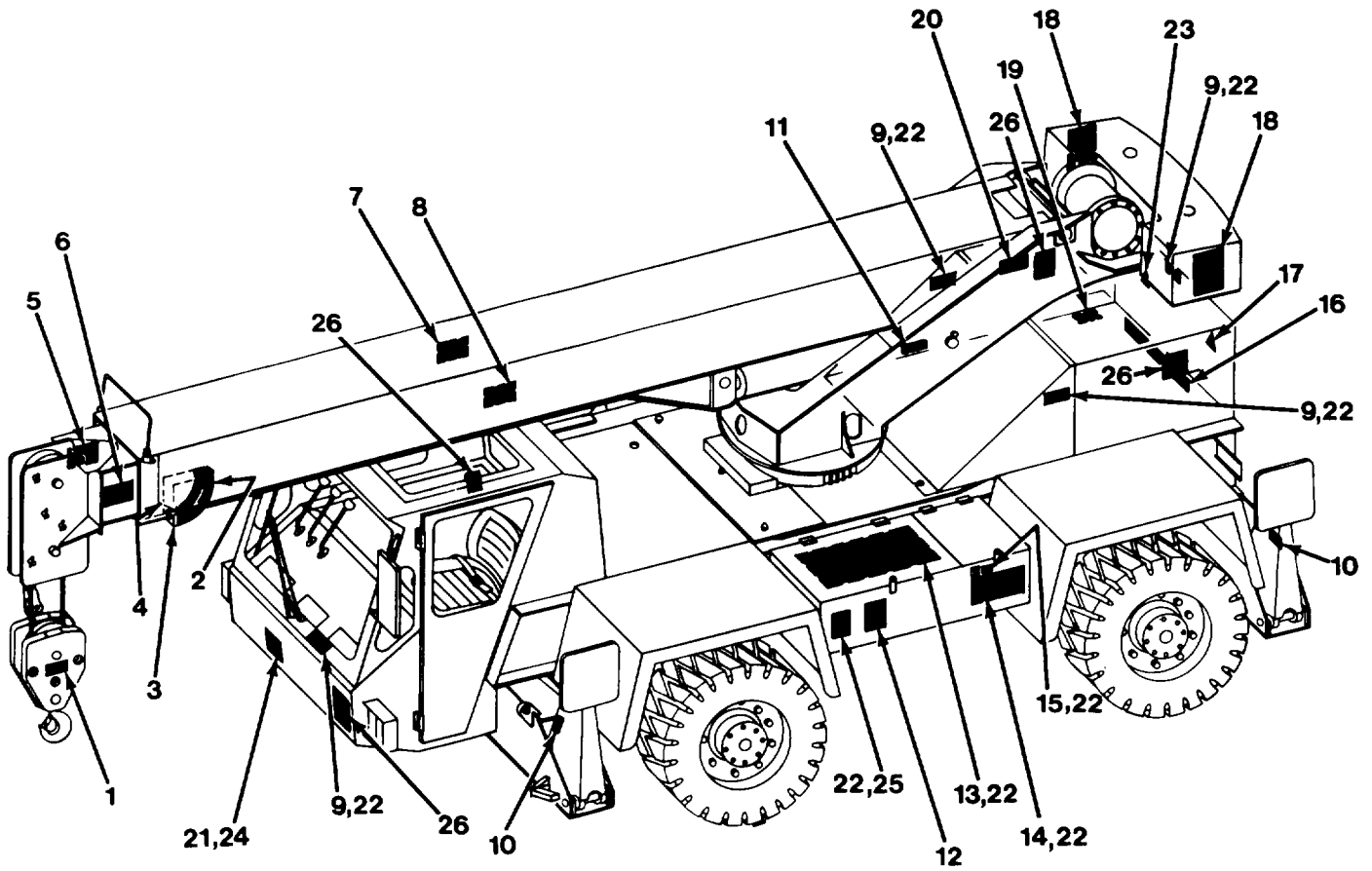


Figure 11-13. Marking Decals.

FIG IND NO	PART NO	VENDOR PART NO	FSCM	DESCRIPTION	QTY
	709A1060			MARKING ASS'Y (INCL. ITEMS 1 THRU 26)	1
1	12400-2		81495	DECAL, HOOK BLOCK	1
2	12400-255		81495	DECAL, BOOM ANGLE	1
3	12400-256		81495	DECAL, BOOM ANGLE	1
4	12400-257		81495	DECAL, BOOM ANGLE	1
5	12400-258		81495	DECAL, BOOM LENGTH	1
6	12400-260		81495	DECAL, BOOM LENGTH	1
7	12400-259		81495	DECAL, BOOM LENGTH	1
8	12400-261		81495	DECAL, BOOM LENGTH	1
9	12400-280		81495	DECAL, HEARING PROTECTION	4
10	12400-283		81495	DECAL, STABILIZER CAUTION	4
11	12400-396		81495	DECAL, HOIST CYLINDER	1
12	12400-292		81495	DECAL, HAND SIGNAL	1
13	12400-293		81495	DECAL, SHIPPING DATA	1
14	12400-278		81495	DECAL, LUBRICATION CHART	2
15	12400-279		81495	DECAL, SLAVE RECEPTACLE	1
16	12260-804		81495	DECAL, LORAIN	1
17	12260-701		81495	DECAL, FAN	2
18	12400-223		81495	DECAL, TAIL SWING	2
19	12400-281		81495	DECAL, TRANSMISSION OIL	1
20	12400-282		81495	DECAL, ENGINE OIL	1
21	1233-35		81495	MACHINE SCREW #6-32 X 1/2 SL PAN HD.	4
	331 0600		81495	WASHER, #6 SAE	4
	1205-1		81495	NUT, #6-32	8

WHEN ORDERING PARTS, SPECIFY MODEL NUMBER, SERIAL
NUMBER AND DESCRIPTION OF PART REQUIRED

FIG IND NO	PART NO	VENDOR PART NO	FSCM	DESCRIPTION	QTY
22	1212-48		81495	RIVET, POP 1/8X3/8 LONG ALUM.	32
23	12400-358		81495	DECAL, SCALDING WATER	1
24	709 4467	MIL-S-40626	81349	SIGN, VEHICLE WT.	1
25	12262-614		81495	DECAL, CAPACITY CHART	1
26	709 4468	12343421	19207	DECAL, ELECTRICAL WARNING KIT, 3 LARGE, 1 SMALL	1

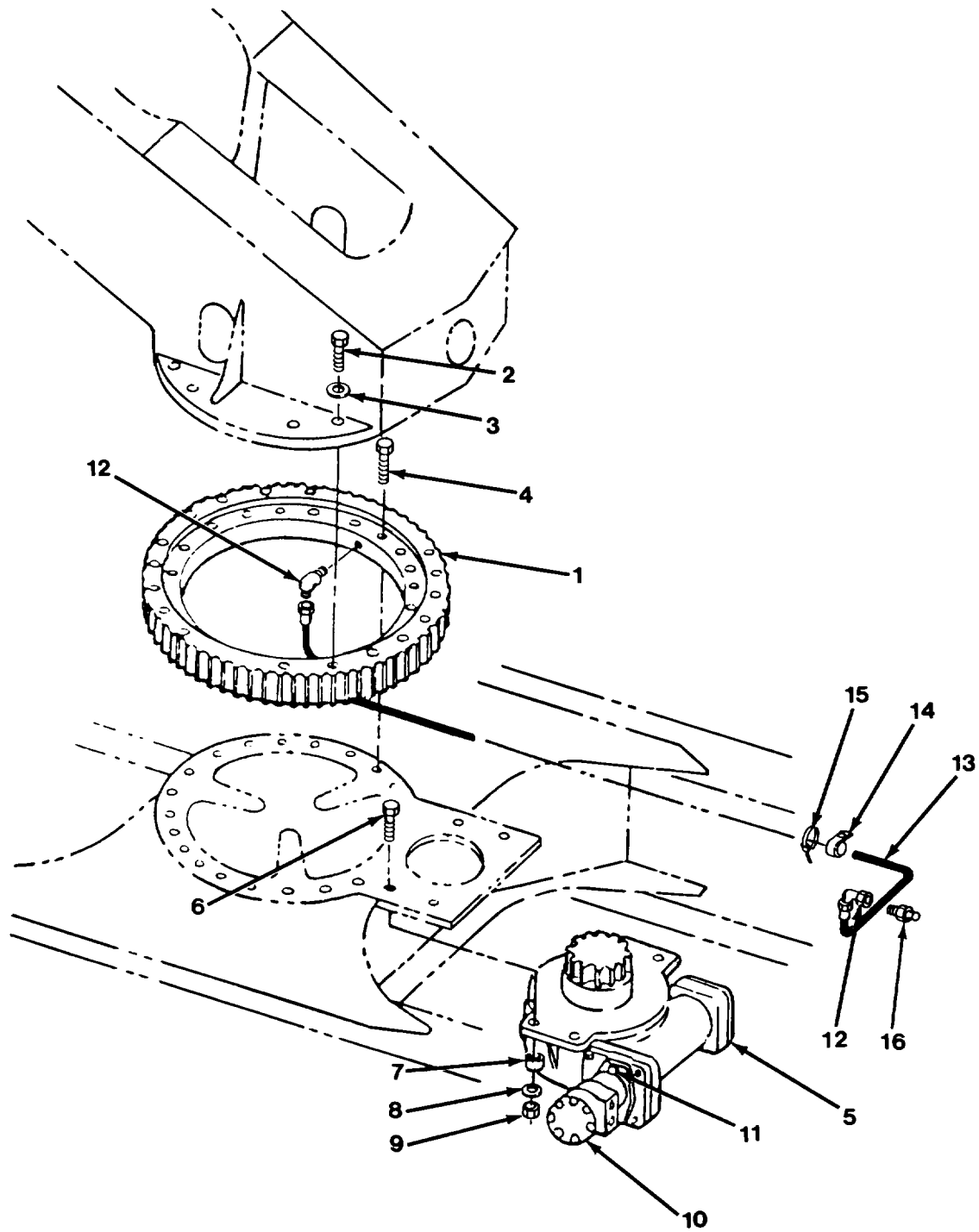


Figure 12-1. Swing Assembly

(12-1 blank) 12-2

FIG IND NO	PART NO	VENDOR PART NO	FSCM	DESCRIPTION	QTY
	709A1464		81495	SWING ASS'Y (INCL. ITEMS 1 THRU 16)	1
1	709 1001	FAG567681	43991	BEARING, SWING	1
2	310 9004	DIN931-M24X 80-10.9-A4C	15526	CAPSCREW, M24 X 80	18
3	087 125 44	DIN6916-M24- A4C	15526	WASHER, M24	36
4	310 9003	DIN912-M24X 70-12.9-A4C	15526	CAPSCREW, M24 X 70	22
5	SEE FIG 12-2			BOX, SWING GEAR	1
6	071 320 48	DIN931-M20X	15526	CAPSCREW, M20 X 100	4
7		100-8.8-A4C			
8	709 1481		81495	SPACER	4
8	087 121 36	DIN6916-M20- A4C	15526	WASHER, M20	4
9	081 120 25	DIN934-M20- 10-A4C	15526	NUT, M20	4
10	SEE FIG 10-15			MOTOR, SWING	1
11	316 2784		81495	CAPSCREW, 1/2C X 1-1/8 GR5	2
12	362 1451	5603-4-6	57760	ELBOW	2
13	200B2068-4		81495	HOSE	1
14	200B2007-22		81495	CLAMP	2
15	069 110 50	08388	23386	WRAP, TIE	1
16	364 0002	MS15003-1	96906	ZERK, GREASE 1/8 NPT	1

WHEN ORDERING PARTS, SPECIFY MODEL NUMBER, SERIAL NUMBER AND DESCRIPTION OF PART REQUIRED.

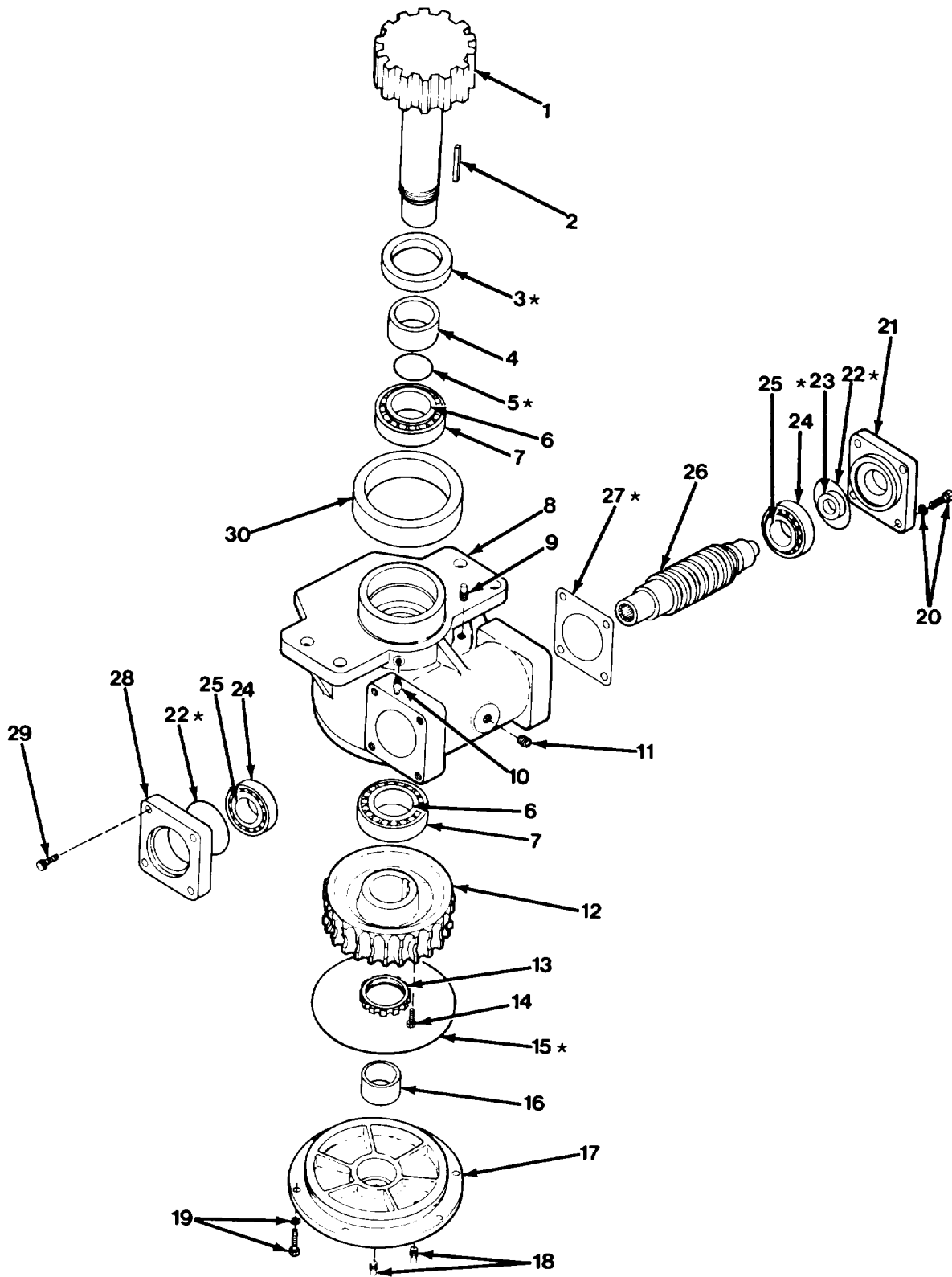


Figure 12-2. Swing Gear Box.

FIG IND NO	PART NO	VENDOR PART NO	FSCM	DESCRIPTION	QTY
	709 1066	010-00003-2	59187	BOX, SWING GEAR (INCL. ITEMS 1 THRU 30)	1
	208308	010-80003-2	59187	KIT, REPAIR (INCL. ITEMS MARKED WITH *)	
1	206561	010-10013-1	59187	SHAFT, OUTPUT	1
2	207323	540-10303-1	59187	KEY, 3/8 X 9/16 X 2-1/2	2
3	207313	416282*	76692	SEAL	1
4	206560	010-10010-1	59187	SPACER	1
5	27368	2-035*	57760	RING, O	1
6	207316	45289	60038	CONE, BEARING	2
7	23518	45220	60038	CUP, BEARING	2
8	206556	010-10029-1	59187	HOUSING	1
9	207319	47640	70270	PLUG, VENT	1
10	207322	535-10116-1	59187	ZERK, GREASE, 1/8-27 NPT	1
11	207321	535-10084-1	59187	PLUG, PIPE 3/8-18 NPT C'SUNK HEX	1
12	206557	010-10002-1	59187	GEAR, WORM	1
13	206562	106-10109-1	59187	NUT	1
14	207326	MS16995-61	96906	CAPSCREW, 5/16 X 3/8	1
15	207314	62044*	76692	RING, O	1
16	206563	510-10045-1	59187	BUSHING	1
17	206559	010-10005-1	59187	COVER	1
18	207324	535-10052-1	59187	PLUG, PIPE 1/8-27 NPT	2
19	1200-328	MS90728-87	96906	CAPSCREW, 7/16 X 1-1/4 HEX HEAD	6
	1200-23	MS35338-47	96906	LOCKWASHER, 7/16	6
20	1200-307	MS90725-89	96906	CAPSCREW, 7/16 X 1-1/2 HEX HEAD	4
	1210-23	MS35338-47	96906	LOCKWASHER, 7/16	4
21	206555	010-10025-1	59187	CONTAINER, BEARING	1
22	206564	2-234*	57760	RING, O	1
23	207315	471689*	76692	SEAL	1
24	207317	M802011	60038	CUP, BEARING	2

WHEN ORDERING PARTS, SPECIFY MODEL NUMBER, SERIAL
NUMBER AND DESCRIPTION OF PART REQUIRED.

FIG IND NO	PART NO	VENDOR PART NO	FSCM	DESCRIPTION	QTY
25	207318	M802048	60038	CONE, BEARING	2
26	206558	010-10023-1	59187	WORM	1
27	206551	010-10026-1*	59187	SHIM, 0.005	2
	206552	010-10027-1*	59187	SHIM, 0.015	1
	208307	010-10028-1*	59187	SHIM, 0.030	2
28	206554	010-10024-1	59187	RETAINER, BEARING	1
29	207325	812-10051-1	59187	CAPSCREW, 7/16 X 1-1/4 FERRY HEAD	4
30	206564	010-10012-1	59187	RING, MOUNTING	1

WHEN ORDERING PARTS, SPECIFY MODEL NUMBER, SERIAL
NUMBER AND DESCRIPTION OF PART REQUIRED.

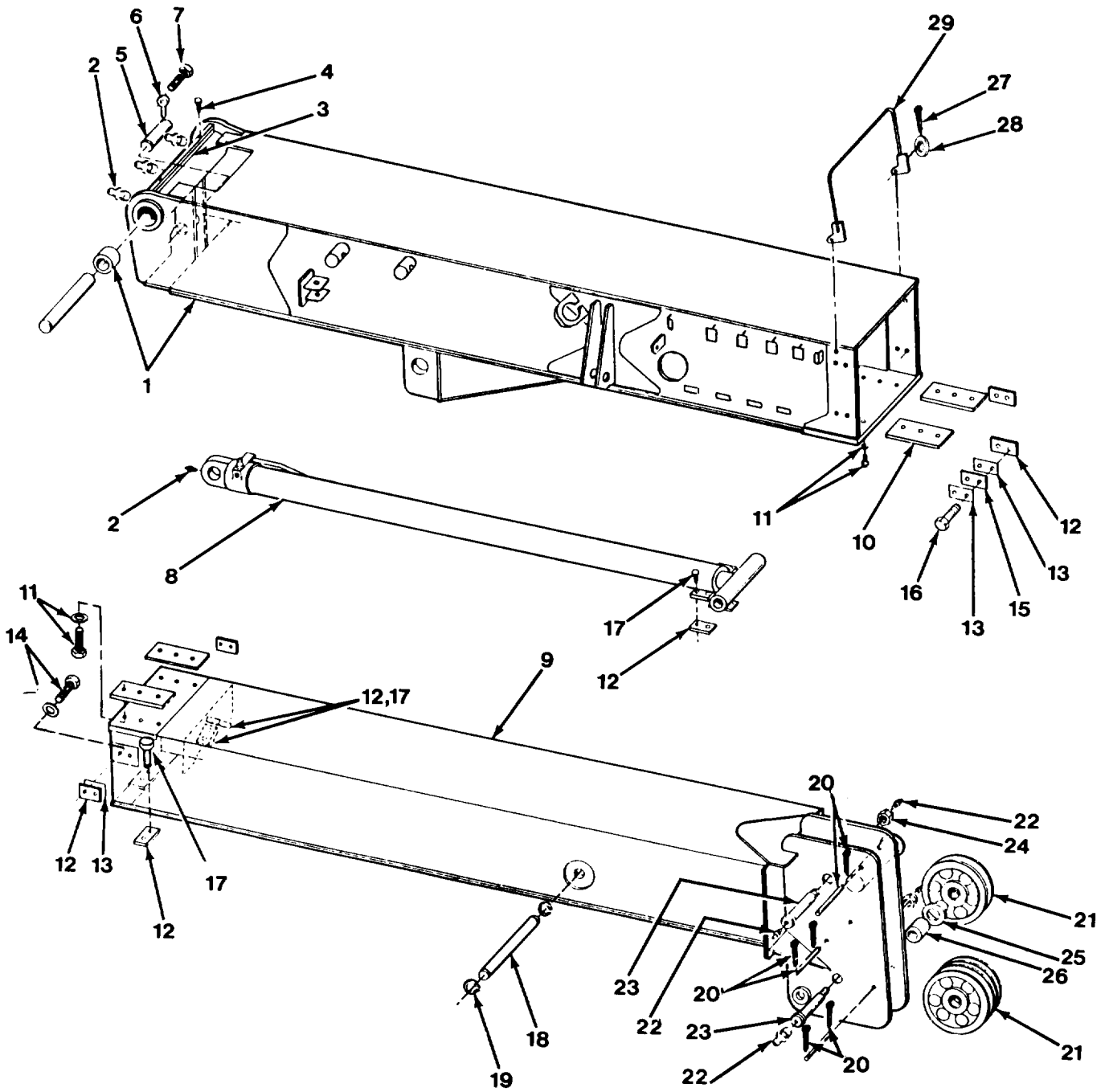


Figure 12-3. Boom.

(12-7 blank) 12-8

FIG IND NO	PART NO	VENDOR PART NO	FSCM	DESCRIPTION	QTY
	709A1503		81495	BOOM ASSEMBLY (INCL. ITEMS 1 THRU 29)	1
1	709F1505		81495	BOOM, BASE	1
1	709 1589		81495	BUSHINGS	2
2	1213-6	MS15003-6	96906	ZERK, GREASE	3
3	709 1576		81495	BAR, WEAR	1
4	072 410 08	DIN6912-M10X 25-8.8-A4C	15526	CAPSCREW, M10 X 25 SOCKET HEAD	2
5	709 1572		81495	PIN	1
6	709 1573		81495	END, ROD	1
7	071 410 28	DIN933-M10X 30-8.8-A4C	15526	CAPSCREW, M10 X 30	1
8	SEE FIG 10-32		81495	CYLINDER, EXTEND	1
9	709F1506		81495	TIP, BOOM	1
10	709 1564		81495	PAD	4
11	071 410 28	DIN933-M10X 30-8.8-A4C	15526	CAPSCREW, M10 X 30	12
	085 110 21	DIN125A-M10 TP200-A4C	15526	WASHER, M10	12
12	709 1563		81495	PAD	11
13	709 1508		81495	SHIM	34
14	071 410 28	DIN933-M10X 30-8.8-A4C	15526	SCREW, M10 X 30	4
	085 110 21	DIN125A-M10- TP200-A4C	15526	WASHER, M10	4
15	709 1504		81495	SPACER	4
16	071 410 36	DIN933-M10X 40-8.8-A4C	15526	CAPSCREW, M10 X 40	8
	085 110 21	DIN125A-M10- TP200-A4C	15526	WASHER, M10	8
17	071 410 16	DIN933-M10X 20-8.8-A4C	15526	CAPSCREW, M10 X 20	10
18	709 1574		81495	PIN	1
19	1220-105	5160-150	79136	RING, SNAP	2
20	709 1567		81495	PIN	3
	1222-239	21-08	96652	PIN, COTTER HAIR, FOR 1" DIA. PIN.	6

WHEN ORDERING PARTS, SPECIFY MODEL NUMBER, SERIAL
NUMBER AND DESCRIPTION OF PART REQUIRED.

FIG IND NO	PART NO	VENDOR PART NO	FSCM	DESCRIPTION	QTY
21	709A1565		81495	SHEAVE W/BUSHING	3
	709 1584		81495	BUSHING	3
22	1213-1	MS15003-1	96906	ZERK, GREASE	4
23	709 1575		81495	PIN, BOOM	2
24	081 330 35	DIN985-M30- 6/8-A4C	15526	NUT, LOCK, M30	2
25	709 1879		81495	SPACER, WASHER	2
26	709 1569		81495	TUBE	1
27	091 703 04	DIN94-M3.2X 25-A4C	15526	PIN, COTTER M3.2X25	2
28	085 113 24	DIN125A-M12- TP200-A4C	15526	WASHER, M12	2
29	709F1579		81495	BRACKET	1

WHEN ORDERING PARTS, SPECIFY MODEL NUMBER, SERIAL
NUMBER AND DESCRIPTION OF PART REQUIRED.

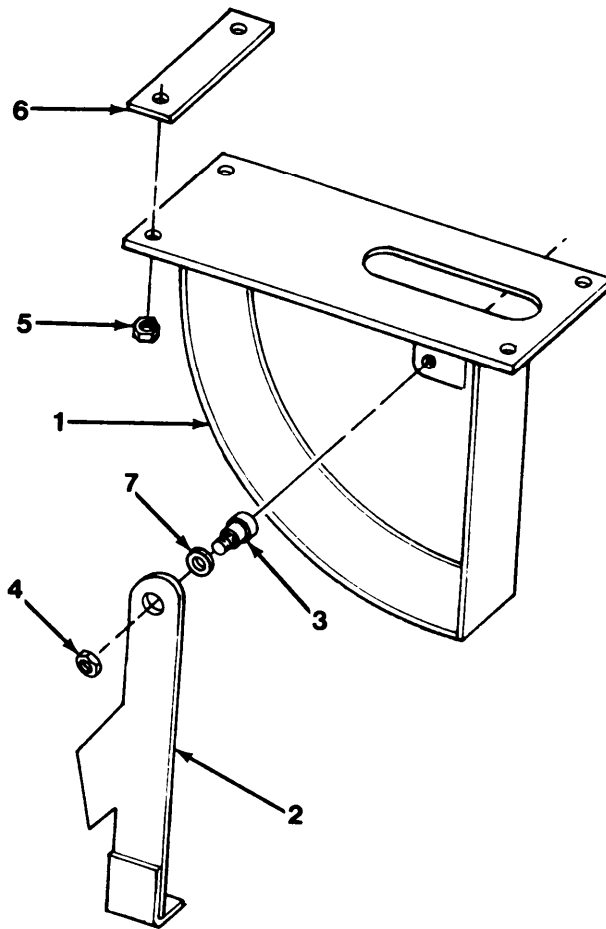


Figure 12-4. Boom Angle Indicator

FIG IND NO	PART NO	VENDOR PART NO	FSCM	DESCRIPTION	QTY
	709A4389		81495	Boom Angle Indicator Assembly (Incl. Items 1 thru 7)	1
1	709F4390		81495	Bracket	1
2	709F4391		81495	Pendulum	1
3	405 1121		81495	Follower, Cam	1
4	1205-55	21NE-070	72962	Nut, 7/16F	1
5	081 310 16	DIN985-M10- 6/8-A4C	15526	Locknut, M10	4
6	709 4243		81495	Strip	2
7	709 4388		81495	Spacer	1

WHEN ORDERING PARTS, SPECIFY MODEL NUMBER, SERIAL NUMBER AND DESCRIPTION OF PART REQUIRED.

12-11 (12-12 blank)

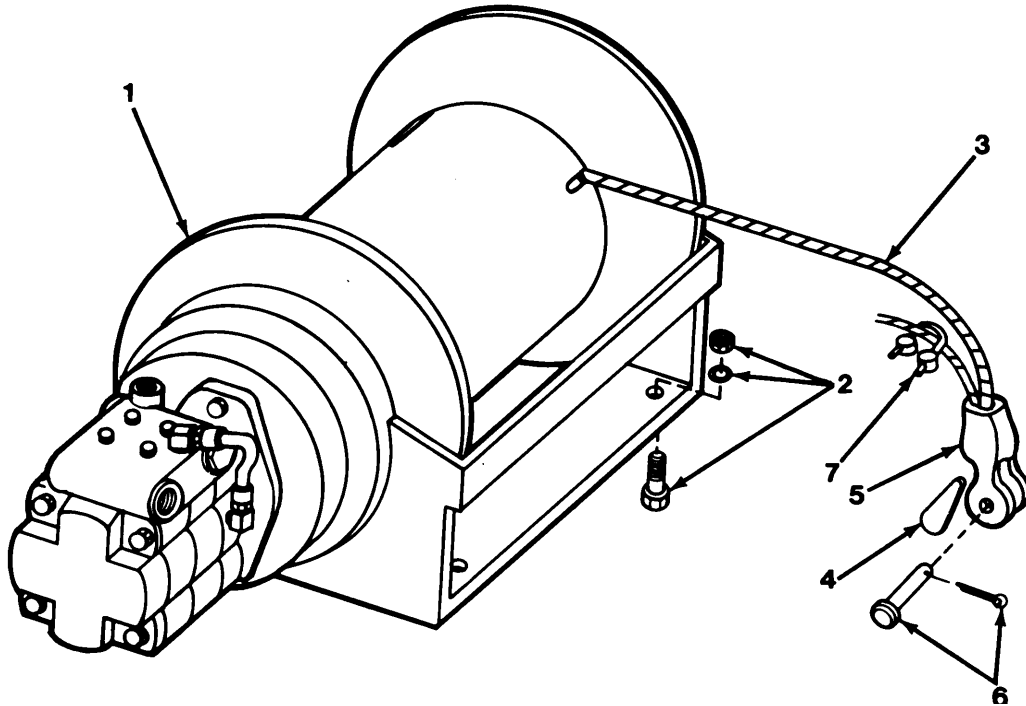


Figure 13-1. Winch and Cable.

FIG IND NO	PART NO	VENDOR PART NO	FSCM	DESCRIPTION	QTY
1	See Figure 13-2			Winch	1
2	071 316 13	DIN931-M16x55 -10.9-A4C	15526	Capscrew M16 x 55-10.9	4
	085 117 30	DIN125A-M16 -TP200-A4C	15526	Lockwasher, M16	4
	081 316 21	DIN985-M16 -6/8-A4C	15526	Locknut, M16	4
3	1269-180		81495	Cable (180') (1/2" 6x19 I.W.R.C., I.P.S., Preformed)	1
4	B17006		81495	Wedge	1
5	B4070		81495	Socket, Cable	1
6	17680		81495	Pin	1
	1207-42	MS24665-625	96906	pin, Cotter, 1/4x2	1
7	1222-32		81495	Clamp, Cable	1

WHEN ORDERING PARTS, SPECIFY MODEL NUMBER, SERIAL NUMBER AND DESCRIPTION OF PART REQUIRED.

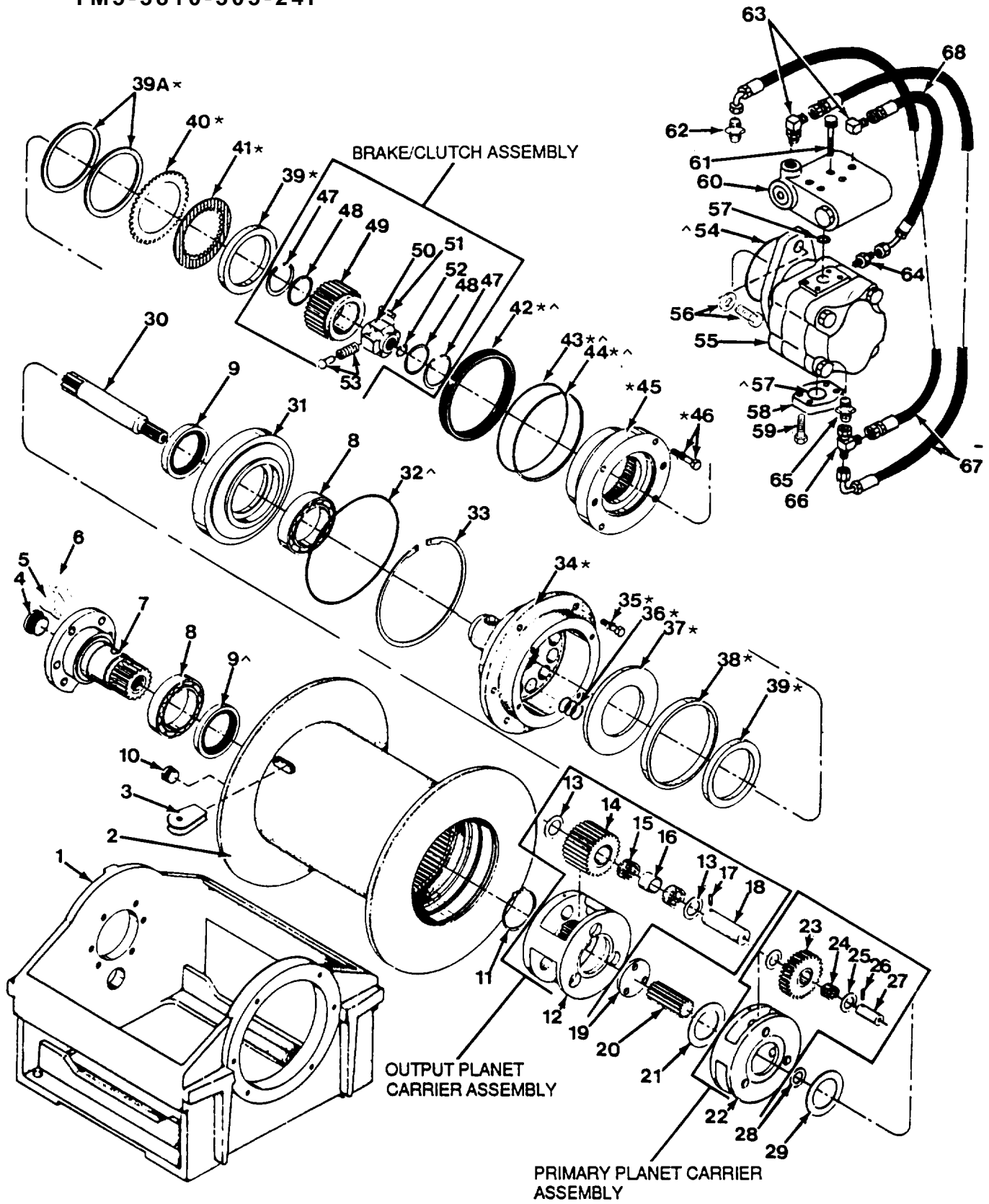


Figure 13-2, Winch.

FIG IND NO	PART NO	VENDOR PART NO	FSCM	DESCRIPTION	QTY
	709 1007	PD7B-59020	08302	WINCH ASS'Y (INCL. ITEMS 1 THRU 68)	1
	207403	81749	08302	BRAKE CYLINDER ASSEMBLY (INCL. ITEMS MARKED WITH *)	1
	207404	81738	08302	BRAKE/CLUTCH ASS'Y (INCL. ITEMS 47 THRU 53)	1
	208171	61690	08302	KIT, SEAL (INCL. ITEMS MARKED WITH ^)	1
	207401	81705	08302	OUTPUT PLANET CARRIER ASS'Y (INCL. ITEMS 12 THRU 18)	
	207402	81704	08302	PRIMARY PLANET CARRIER ASS'Y (INCL. ITEMS 22 THRU 27)	
1	207406	25978	08302	BASE	1
2	207416	76027	08302	DRUM, CABLE	1
3	207413	74780	08302	CLAMP, WIRE ROPE	1
4	207409	24420	08302	PLUG, W/O-RING	1
5	207410	23328	08302	VALVE, RELIEF, 7.5-15 PSI, 1/8 PTF 7/16 HEX	1
6	207411	13938	08302	BOLT, 1/2C X 1-1/4 GR5	6
	207412	11026	08302	WASHER, LOCK, 1/2 REG	6
7	207408	25669	08302	SUPPORT, BEARING	1
8	207414	25299	08302	BEARING, BALL	2
9	207415	11428^	08302	SEAL, GREASE	2
10	207407	32411	08302	PLUG W/O-RING, 1/2 SAE SOCKET HD.	1
11	207422	11417	08302	RING, SNAP, EXT WALDES 5100-22-5	1
12	207426	25514	08302	CARRIER, OUTPUT PLANET	1
13	207428	25361	08302	RACE, BEARING	6

WHEN ORDERING PARTS, SPECIFY MODEL NUMBER, SERIAL
NUMBER AND DESCRIPTION OF PART REQUIRED

FIG IND NO	PART NO	VENDOR PART NO	FSCM	DESCRIPTION	QTY
14	207429	25508	08302	GEAR, SECONDARY PLANET	3
15	207432	24175	08302	BEARING, ROLLER	6
16	207430	24890	08302	SPACER, BEARING	3
17	207427	21049	08302	ROLLPIN, 3/16 DIA X 3/4 LG.	3
18	207431	25666	08302	SHAFT, SECONDARY PLANET GEAR	3
19	207417	25542	08302	PLATE, OUTPUT THRUST	1
20	207423	25509	08302	GEAR, SUN OUTPUT	1
21	207418	76142	08302	WASHER, THRUST	1
22	207438	25513	08302	CARRIER, PRIMARY PLANET	1
23	207435	25516	08302	GEAR, PRIMARY PLANET	3
24	207436	25333	08302	BEARING, ROLLER	3
25	207434	24914	08302	RACE, THRUST BEARING	6
26	207433	12026	08302	ROLLPIN, 3/16 DIA X 1/2 LG	3
27	207437	25332	08302	SHAFT, PRIMARY PLANET GEAR	3
28	207424	25942	08302	WASHER, THRUST	1
29	207419	25300	08302	RING, THRUST	1
30	207425	25511	08302	GEAR, SUN PRIMARY	1
31	207420	76024	08302	CLOSURE, CABLE DRUM	1
32	207421	22358^	08302	RING, O (-264-70N)	1
33	207465	75808	08302	RING, SNAP, INT. SPIROLOX WH-750 .750 X .086	1
34	207439	25916*	08302	CYLINDER, BRAKE	1
35	207444	11776*	08302	CAPSCREW, 3/8C X 1-1/4 GR5	6
	207445	18003*	08302	WASHER, LOCK, 3/8 REG	6
36	207440	25644*	08302	SPRING, DIE	12
37	207441	25635*	08302	PLATE, PRESSURE	1
38	207442	25636*	08302	RING, PISTON BACK-UP	1

WHEN ORDERING PARTS, SPECIFY MODEL NUMBER, SERIAL
NUMBER AND DESCRIPTION OF PART REQUIRED

FIG IND NO	PART NO	VENDOR PART NO	FSCM	DESCRIPTION	QTY
39	207448	27637*	08302	SPACER	2
39A	207466	24892*	08302	SPACER, BRAKE	2
40	207451	21029*	08302	BRAKE, DISC	8
41	207452	21036*	08302	DISC, FRICTION	7
42	207443	25642**^	08302	SEAL	1
43	207446	24981**^	08302	RING, O (-256-70N)	1
44	207447	25643**^	08302	RING, SEAL BACK-UP (-256-90N X .040 THK)	1
45	207450	25920*	08302	SUPPORT, MOTOR	1
46	207449	22703*	08302	CAPSCREW, 3/8C X 1-3/4 GR5	4
	207412	11026*	08302	WASHER, LOCK, 1/2 REG	4
47	207454	12913	08302	RING, RETAINING, WALDES N5000-218	2
48	207455	12592	08302	RETAINER, BRAKE ROLLER	2
49	207453	24090	08302	RACE, BRAKE	1
50	207458	24078	08302	CAM, BRAKE	1
51	207456	11104	08302	ROLLER, ROTOR	4
52	207457	24031	08302	RING, SNAP	1
53	207459	24351	08302	PLUNGER, ROTOR	4
	207460	24350	08302	SPRING, ROTOR	4
54	206770	21063^	08302	RING, O (-242-70N)	1
55	SEE FIG 13-3			MOTOR, HYDRAULIC	1
56	207412	11026	08302	LOCKWASHER, 1/2 REG	8
	207462	13413	08302	CAPSCREW, 1/2C X 1-1/2 GR5	2
57	207471	25366^	08302	RING, O (-219-70N)	2
58	207469	25539	08302	ADAPTER, SPLIT FLANGE	1
59	207463	25622	08302	CAPSCREW, SOCKET HEAD 3/8C X 2-3/4 GR5	4
60	SEE FIG 13-5			BRAKE VALVE ASSEMBLY	1
61	207470	13544	08302	CAPSCREW, SOCKET HEAD 3/8C X 1-1/2 GR5	4

WHEN ORDERING PARTS, SPECIFY MODEL NUMBER, SERIAL
NUMBER AND DESCRIPTION OF PART REQUIRED

FIG IND NO	PART NO	VENDOR PART NO	FSCM	DESCRIPTION	QTY
62	207467	25864	08302	*ADAPTER W/O-RING (-4SAE/-4JIC)	1
63	207468	25302	08302	*ELBOW, 90° W/O-RING (-4SAE/-4JIC)	1
64	207474	26001	08302	*ADAPTER (-4NPT/-4JIC)	1
65	207464	26007	08302	*ADAPTER W/O-RING (-6SAE/-4JIC)	1
66	207475	26002	08302	*TEE, SWIVEL (-4JIC)	1
67	206621	26004	08302	HOSE (20")	2
68	206620	26003	08302	HOSE (11.5")	1

*INCLUDES O-RING

WHEN ORDERING PARTS, SPECIFY MODEL NUMBER, SERIAL
NUMBER AND DESCRIPTION OF PART REQUIRED.

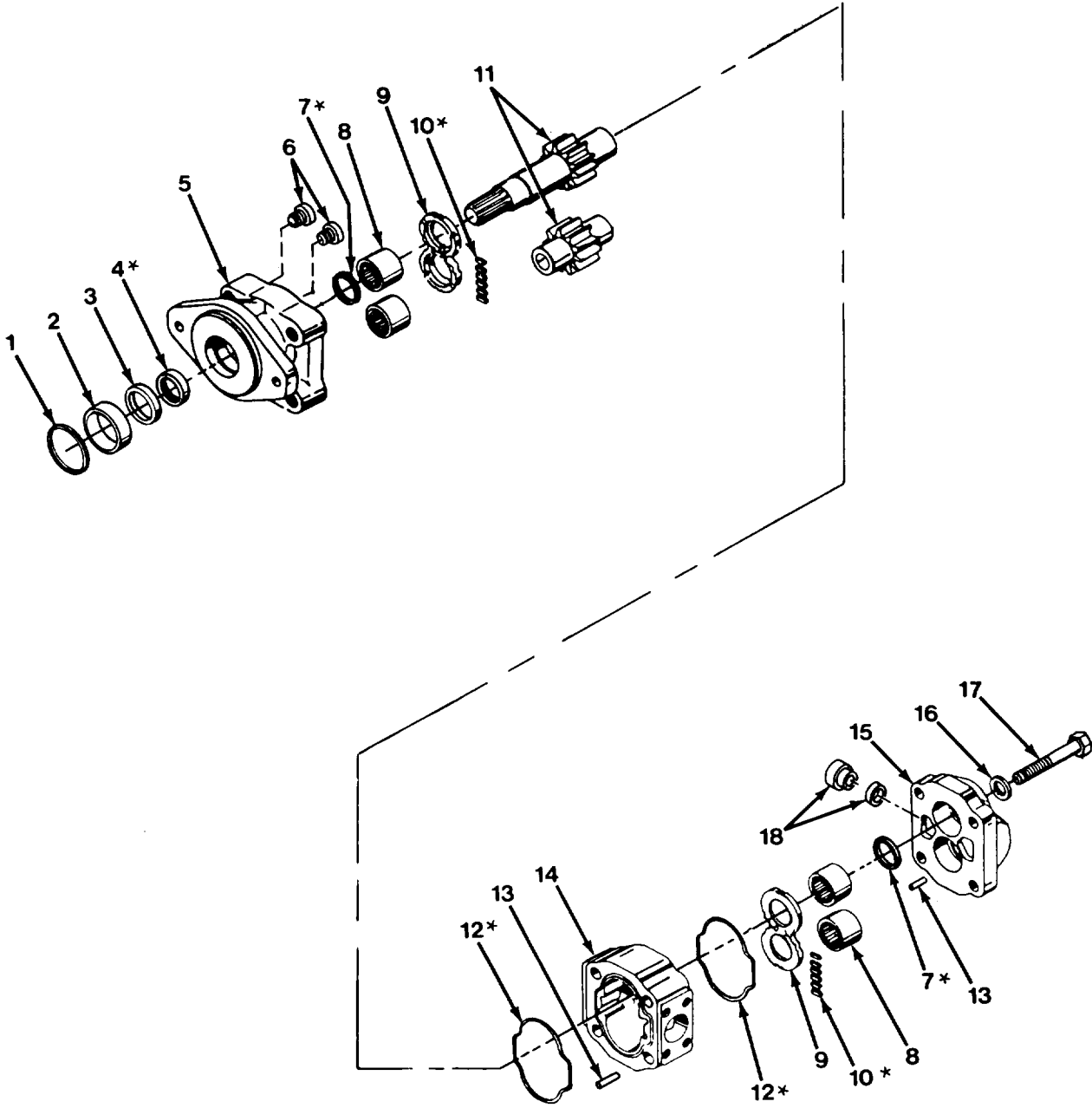


Figure 13-3. Winch Motor.

(13-7 blank) 13-8

FIG IND NO	PART NO	VENDOR PART NO	FSCM	DESCRIPTION	QTY
	206618	312 9710 051	13829	MOTOR, WINCH (INCL. ITEMS 1 THRU 18)	1
	207918	391-1801 032	13829	KIT, SEAL (INCL ITEMS MARKED WITH *)	1
1	207906	391 2686 063	13829	RING, SNAP, SPIROLOX RRT-206 (INT 2.190 X .141 X .078 THK)	1
2	207907	391 3383 069	13829	SPACER	1
3	207908	391 3381 040	13829	RETAINER, SEAL	1
4	207909	391 2883 119*	13829	SEAL, LIP	1
5	207910	312 5027 401	13829	COVER, SHAFT END	1
6	25098	391 3681 001	13829	CHECK ASSEMBLY	2
7	207911	391 2585 024*	13829	SEAL, RING	2
8	24248	391 0381 068	13829	BEARING	4
9	207912	391 2185 059	13829	PLATE, THRUST	2
10	207913	391 2882 086*	13829	SEAL, POCKET	12
11	207914	312 2517 130	13829	GEAR SET	1
12	24252	391 2884 050*	13829	SEAL, GASKET	2
13	28006	391 2082 032	13829	PIN, DOWEL	4
14	207915	312 8217 227	13829	HOUSING, GEAR	1
15	207916	312 3125 302	13829	COVER, PORT END	1
16	23666	391 3784 028	13829	WASHER	4
17	207917	391 1401 025	13829	CAPSCREW, 5/8C X 5 GR5	4
18	1219-980	900598-6S	01276	PLUG W/O RING	1

WHEN ORDERING PARTS, SPECIFY MODEL NUMBER, SERIAL
NUMBER AND DESCRIPTION OF PART REQUIRED.

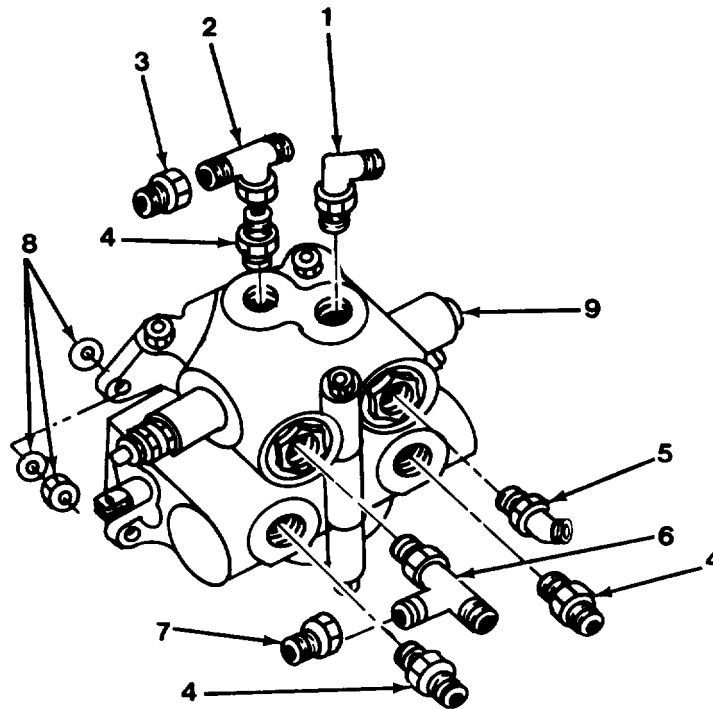


Figure 13-4. Winch Valve Fittings.

FIG IND NO	PART NO	VENDOR PART NO	FSCM	DESCRIPTION	QTY
1	375 1700	2503-12-10	57760	*Elbow	1
2	360 2521	393T-16-16	57760	Tee	1
3	1219-585	221501-16-12S	01276	Adapter	1
4	363 0052	0503-12-16	57760	*Adapter	3
5	362 1831	3503-12-12	57760	*Elbow, 45°	1
6	362 3813	053T-12-12	57760	*Tee	1
7	1219-713	0603-12-8	57760	Adapter	1
8	085 117 30	DIN125A-M16- TP200-A4C	15526	Plainwasher, M17	3
	085 312 21	DIN127B-M12- HRC44-51-A4C	15526	Lockwasher, M12	3
	081 112 17	DIN934-M12- 10-A4C	15526	Nut, M12	3
9	7091063	6000A48	93784	Valve, Control	1

WHEN ORDERING PARTS, SPECIFY MODEL NUMBER, SERIAL NUMBER AND DESCRIPTION OF PART REQUIRED.

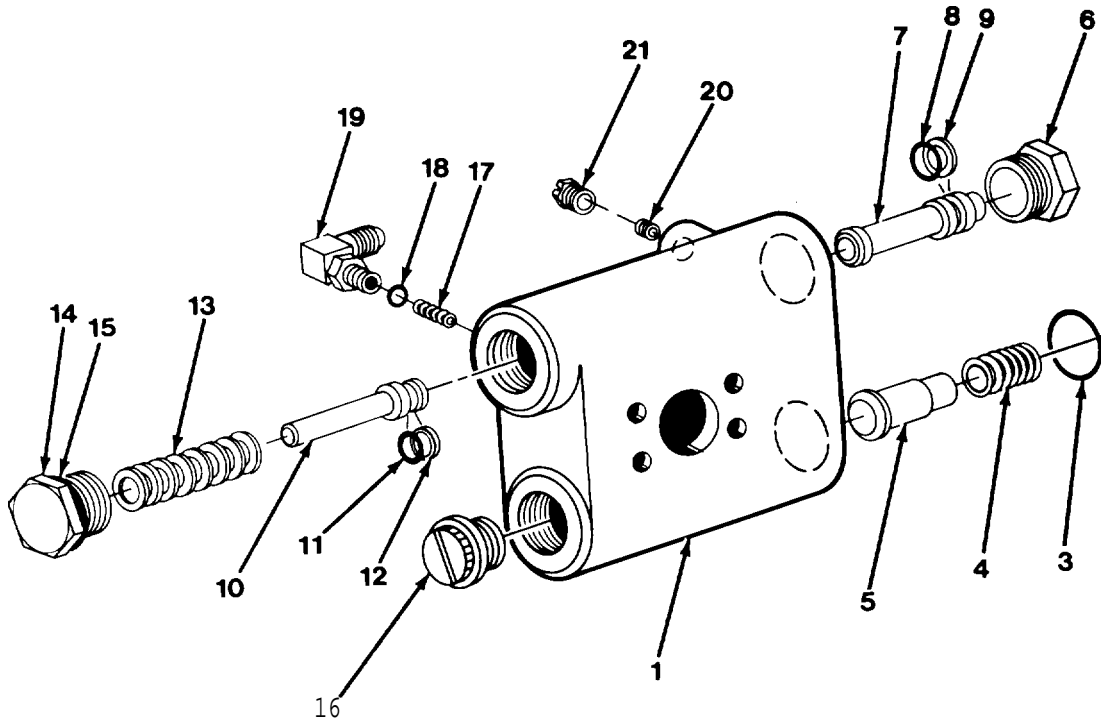


Figure 13-5. Winch Brake Valve.

(13-11 blank) 13-12

FIG IND NO	PART NO	VENDOR PART NO	FSCM	DESCRIPTION	QTY
	206619	81715	08302	BRAKE VALVE ASS'Y (INCL. ITEMS 1 THRU 21)	1
1	207476	25517	08302	HOUSING	1
2	207477	24424	08302	RETAINER, SPRING	1
3	207478	24186	08302	RING, O (-916-90N)	1
4	207479	24190	08302	SPRING	1
5	207480	24423	08302	POPPET, CHECK VALVE	1
6	207481	22450	08302	PLUG, CAP	1
7	207482	24184	08302	SPOOL	1
8	207483	24193	08302	RING, O (-113-90N)	1
9	207484	24195	08302	RING, BACK-UP (-113 TEFLON X .040 THK)	1
10	207485	24185	08302	PISTON, DAMPER	1
11	207486	24194	08302	RING, O (-012-90N)	1
12	207487	24196	08302	RING, BACK-UP (-012 TEFLON X .040 THK)	1
13	207488	24192	08302	SPRING	1
14	207489	24183	08302	RETAINER, SPRING	1
15	207490	23601	08302	RING, O (-912-90N)	1
16	207491	24531	08302	PLUG	1
17	207492	25480	08302	SPRING	1
18	207493	21158	08302	BALL, 1/4" #303 STAINLESS STEEL	1
19	207494	25302	08302	ELBOW W/O-RING (-4SAE/-4JIC)	1
20	207495	24200	08302	ORIFICE, PILOT	1
21	207496	24360	08302	PLUG, SHIPPING	1

WHEN ORDERING PARTS, SPECIFY MODEL NUMBER, SERIAL
NUMBER AND DESCRIPTION OF PART REQUIRED.

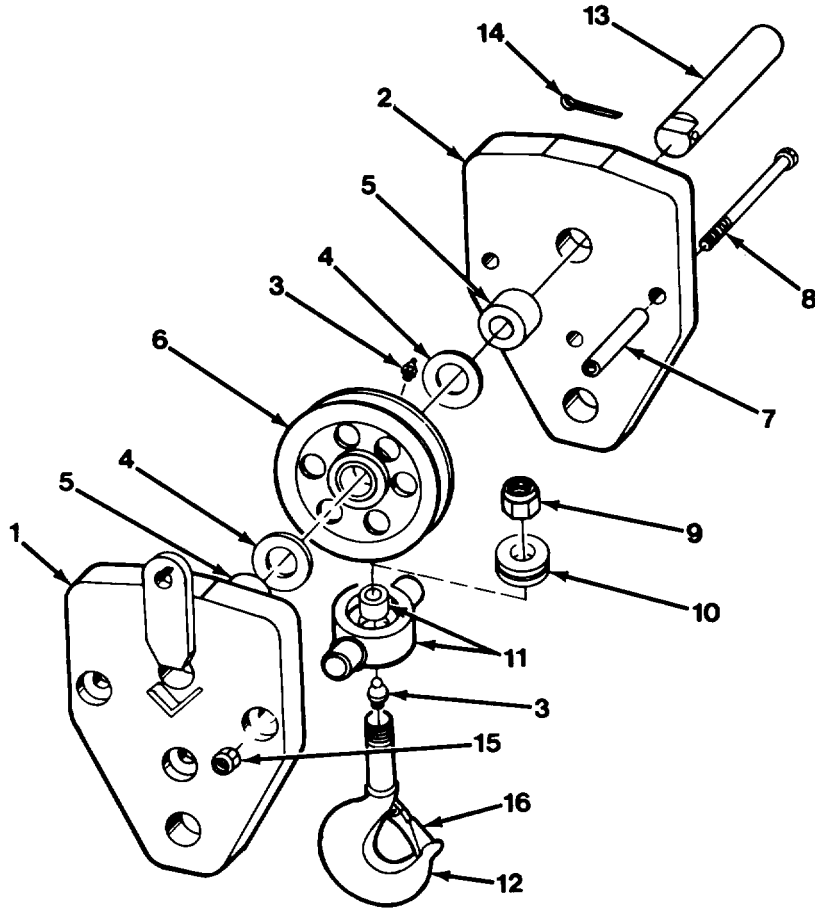


Figure 13-6. Hook Block.

FIG IND NO	PART NO	VENDOR PART NO	FSCM	DESCRIPTION	QTY
	709A1507		81495	HOOK BLOCK ASSEMBLY (INCL. ITEMS 1 THRU 16)	1
1	709F1557		81495	PLATE, SIDE	1
2	709 1558		81495	PLATE, SIDE	1
3	1213-1	MS15003-1	96906	ZERK, GREASE	2
4	1209-71		81495	WASHER, NYLON	2
5	709 1562		81495	SPACER	2
6	A49471		81495	SHEAVE W/BEARING	1
	1217-236	MR-36	92563	BEARING	1
7	709 1561		81495	TUBE	3
8	071 320 80	DIN931-M20X 180-8.8-A4C	15526	CAPSCREW, M20 X 180	3
9	340 4613	41NTU24221NK	72962	LOCKNUT, 1.50F	1
10	401 4705	T-151	30955	BEARING, THRUST	1
11	709 1551		81495	TRUNNION W/BUSHING	1
	709B1550		81495	TRUNNION	1
	401 4400		81495	BUSHING	1
12	709 1553		81495	HOOK	1
13	709 1554		81495	SHAFT	1
15	081 320 26	DIN985-M20 -6/8-A4C	15526	LOCKNUT, M20	3
16	709 1556	SS-4055	75535	LATCH ASSEMBLY	1

WHEN ORDERING PARTS, SPECIFY MODEL NUMBER, SERIAL
NUMBER AND DESCRIPTION OF PART REQUIRED.

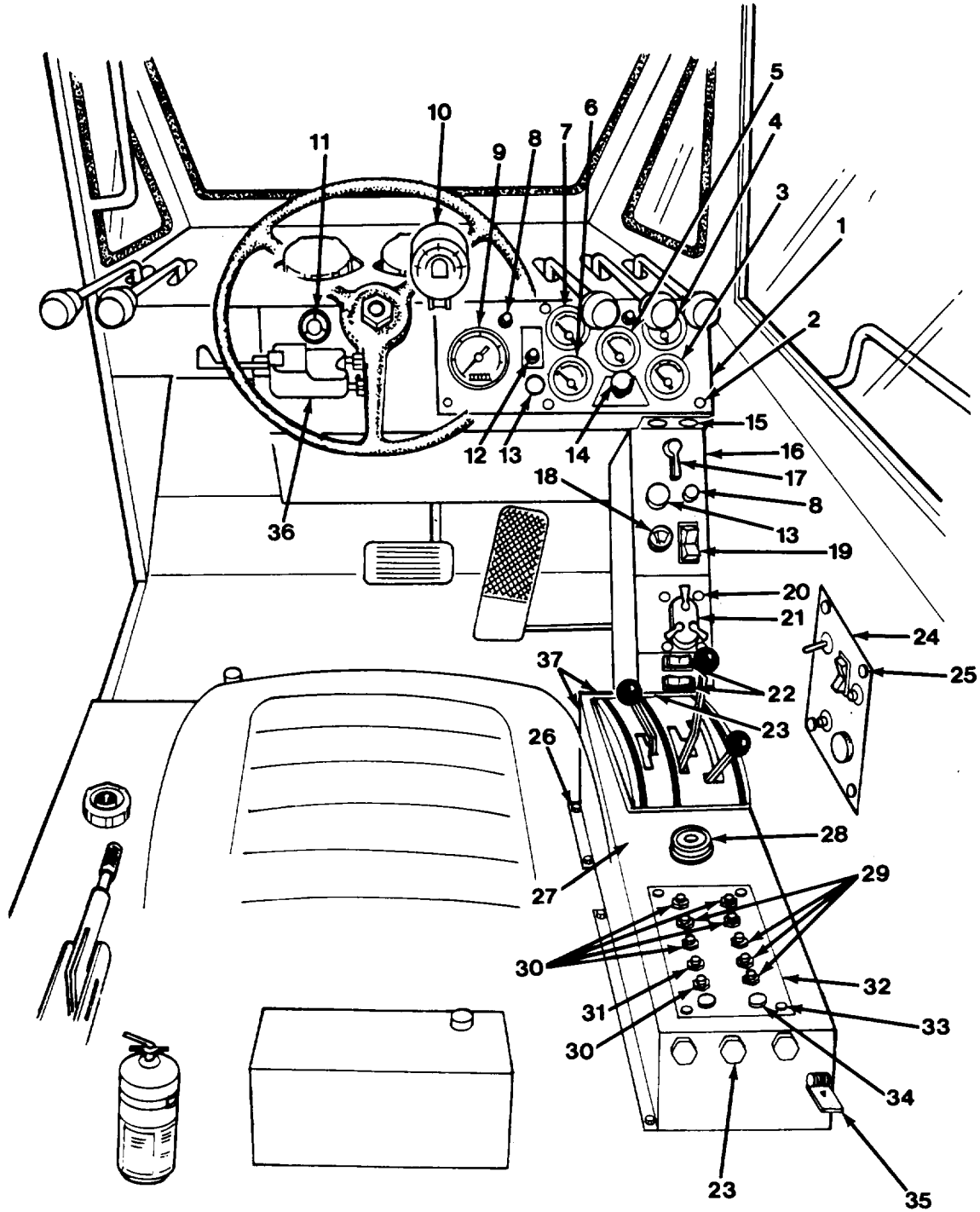


Figure 14-1. Gages, Controls and Switches.

(14-1 blank) 14-2

FIG IND NO	PART NO	VENDOR PART NO	FSCM	DESCRIPTION	QTY
1	709 1125		81495	DASH	1
2	071 406 24	DIN933-M6X 16 8.5-A4C	15526	BOLT, M6 X 16	5
	071 406 48	DIN933-M6X 30 8.8-A4C	15526	BOLT, M6 X 30	1
	085 106 12	DIN125A-M6- TP200-A4C	15526	WASHER, M6	6
	085 306 12	DIN127B-M6- HRC44-51-A4C	15526	LOCKWASHER, M6	6
3	709 1015	53487	33955	VOLTMETER	1
4	709 1017	53482	33955	GAUGE, TRANSMISSION TEMPERATURE	1
5	709 1014	53481	33955	GAUGE, FUEL	1
6	709 1013	53461	33955	GAUGE, OIL PRESSURE	1
7	709 1016	9024272	33955	GAUGE, WATER TEMPERATURE	1
8	1223-743	900-208	71744	LIGHT, DASH	3
	709 1845	6444376	33955	FILTER, AMBER	3
	709 4380	1820	24446	BULB (FOR ITEMS 3 THRU 10)	10
9	709 1018	53483	33955	TACHOMETER/HOUR METER	1
10	709 4305	530F0-48426	06046	SPEEDOMETER	1
	709 1845	6444376	33955	FILTER, AMBER	1
	1245-84	366MS	70270	CUP, MOUNTING	1
	1223-21		81495	TERMINAL	1
	1221-108	2561	70485	GROMMET	1
11	709 4304	MC-07-1300	56493	ALARM	1
12	709 1057	813-1030- 1471-506	72619	LIGHT W/BULB (PART OF HARNESS)	1
	442 1047	813-1431	72619	CAP, LENS	1
	709 1058	521-9181	72619	BULB (RED)	1
13	442 2613	90030-02	91929	SWITCH/INCLUDES COVER	2
	1223-715	83280-03	13445	COVER	2
14	709 1027	048705-000 -203	41625	CABLE, QUICK START	1
	1291-60	BO44310-1	41625	KNOB	1

WHEN ORDERING PARTS, SPECIFY MODEL NUMBER, SERIAL
NUMBER AND DESCRIPTION OF PART REQUIRED.

FIG IND NO	PART NO	VENDOR PART NO	FSCM	DESCRIPTION	QTY
15	081 306 11	DIN985-M6- 6/8-A4C	15526	LOCKNUT, M6	2
	071 406 32	DIN933-M6X 20-8.8-A4C	15526	CAPSCREW, M6 X 20	2
16	709 1124		81495	DASH	1
17	709 1023	2484-A	13445	SWITCH, IGNITION	1
18	1223-781	SW13984	24956	SWITCH, WIPER W/KNOB	1
	1291-161	KN01106	24956	KNOB	1
19	1223-706	8055K23ZIM	55588	SWITCH, WORK LIGHT	1
20	1233-7		81495	SCREW MACHINE #10-32 X 3/4 SL. PAN HD	4
21	709 1037	MS51113-1	96906	SWITCH, VEHICLE LIGHTS	1
22	1223-688	8055K32ZIM	55588	SWITCH, OUTRIGGER	2
23	071 408 32	DIN933-M8 X25-8.8-A4C	15526	BOLT, M8 X 25	5
	1209-3	DIN125A-M8- TP200-A4C	15526	PLAINWASHER, M8	5
	081 308 13	DIN985-M8- 6/8-A4C	15526	LOCKNUT, M8	5
24	SEE FIG 6-12			PANEL, ANTI-TWO BLOCK	1
25	071 306 24	DIN931-M6- X40-8.8-A4C	15526	BOLT, M6 X 40	4
	085 106 12	DIN125A-M6 TP200-A4C	15526	PLAINWASHER, M6	4
	709 1187		81495	TUBE	4
26	081 308 13	DIN985-M8 6/8-A4C	15526	NUT, LOCK, M8	4
	1209-3	DIN125A-M8- TP200-A4C	15526	PLAINWASHER, M8	4
	1209-95	DIN125A-M10- TP200-A4C	15526	PLAINWASHER, M10	4
27	709F1122		81495	PANEL, DASH	1

WHEN ORDERING PARTS, SPECIFY MODEL NUMBER, SERIAL NUMBER AND DESCRIPTION OF PART REQUIRED.

FIG IND NO	PART NO	VENDOR PART NO	FSCM	DESCRIPTION	QTY
28	47825		81495	LEVEL, BUBBLE	1
	311 1520	BN404-M5 X20-A4C	15526	SCREW, M5 X 20 SL CHEESE HD	3
	085 305 09	DIN127B-M5- HRC44-51-A4C	15526	LOCKWASHER, M5	3
	081 105 09	DIN934-M5- 10-A4C	15526	NUT, M5	6
29	441 4025	1600 1105039	76374	BREAKER, CIRCUIT, 5 AMP.	4
30	441 4024	1600 11110039	76374	BREAKER, CIRCUIT, 10 AMP.	5
31	441 4023	1600 11115039	76374	BREAKER, CIRCUIT, 15 AMP.	1
32	709 1137		81495	PLATE	1
33	071 406 24	DIN933-M6 X16-8.8-A4C	15526	BOLT, M6 X 16	4
	085 306 12	DIN127B-M6- HRC44-51-A4C	15526	LOCKWASHER, M6	4
34	1222-205	2643	28520	PLUG, BUTTON	2
35	1204-37	C31368-1420	78553	CLIP NUT	2
	1200-1		81495	CAPSCREW, 1/4C X 1/2 GR5	2
	1210-14		81495	LOCKWASHER, 1/4 REG	2
	1209-2		81495	PLAINWASHER, 1/4 REG	4
36	709 4308	900	77977	SWITCH, TURN SIGNAL	1
	442 5099	GE 356	24446	LAMP	1
	1223-778		81495	CONNECTOR, FLASHER	1
37	709 4134		81495	COVER	1
	1200-1		81495	CAPSCREW, 1/4C X 1/2 GR5	2
	1210-14		81495	LOCKWASHER, 1/4 REG	2
	1209-2		81495	PLAINWASHER, 1/4 REG	4

WHEN ORDERING PARTS, SPECIFY MODEL NUMBER, SERIAL
NUMBER AND DESCRIPTION OF PART REQUIRED.

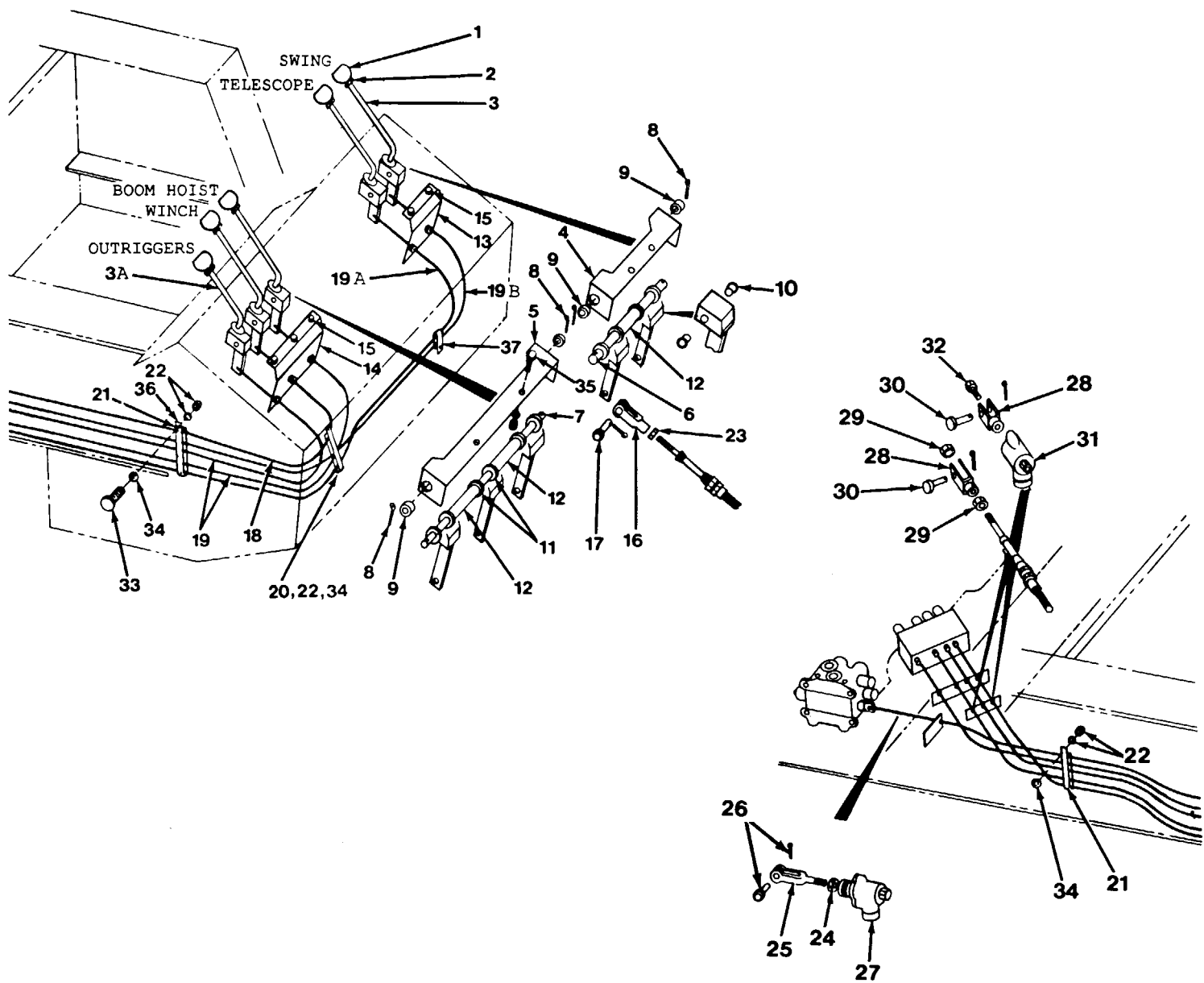


Figure 14-2. Valve Controls.

FIG IND NO	PART NO	VENDOR PART NO	FSCM	DESCRIPTION	QTY
	709A1168		81495	VALVE CONTROL ASS'Y (INCL. ITEMS 1 THRU 37)	1
1	1221-103	274	80813	KNOB	5
2	340 2700		81495	NUT, 1/2C	5
3	709F4336		81495	HANDLE	4
3A	709F1105		81495	HANDLE, OUTRIGGERS	1
4	709 1140		81495	BRACKET	1
5	709 1132		81495	BRACKET	1
6	709 1139		81495	PIN	1
7	709 1138		81495	PIN	1
8	091 703 02	MS24665-210	81495	PIN, COTTER M3.2 X 20	4
9	1214-134		81495	BUSHING	4
10	1214-133		81495	BUSHING	10
11	1208-78		81495	BUSHING, MACHINERY	18
12	709 1172		81495	TUBE	3
13	709 1141		81495	BRACKET	1
14	709 1133		81495	BRACKET	1
15	1200-366	DIN933-M10-1.5X 30-10.9-A4C	15526	CAPSCREW M10- 1.5 X 30	5
	085 310 19	DIN127B-M10- HRC44-51-A4C	15526	LOCKWASHER, M10	5
	1205-217	DIN934-M10- 8-A4C	15526	NUT, M10	5
16	2597		81495	YOKE	5
17	2234		81495	PIN	5
	091 702 00	MS24665-208	96906	PIN, COTTER, M2 X 12	5
18	709 1033	304241-002-124	41625	CABLE, CONTROL, WINCH	1
19	709 1865	304241-002-115	41625	CABLE, CONTROL HOIST O.R.	2
19A	709 1940	304241-002-133	41625	CABLE, CONTROL TELESCOPE	1
19B	709 1034	304241-002-150	41625	CABLE, CONTROL, SWING	1
20	200B2007-67		81495	CLAMP	1

WHEN ORDERING PARTS, SPECIFY MODEL NUMBER, SERIAL
NUMBER AND DESCRIPTION OF PART REQUIRED.

FIG IND NO	PART NO	VENDOR PART NO	FSCM	DESCRIPTION	QTY
21	200B2007-25		81495	CLAMP	2
22	081 308 13	DIN985-M8- 6/8-A4C	15526	LOCKNUT, M8	4
	085 108 17	DIN125A-M8- TP200-A4C	15526	PLAINWASHER, M8	4
23	340 2006		81495	NUT, JAM, 1/4F	10
24	340 2201		81495	NUT, JAM, 5/16F	1
25	709 1723		81495	YOKE	1
26	3063		81495	PIN	1
	1207-3	MS24665-281	96906	PIN, COTTER, 3/32 X 1/2	1
27	709A1722		81495	DISCONNECT WINCH	1
28	709 1736		81495	CLEVIS	4
29	340 2006		81495	NUT, JAM, 1/4F	2
30	709 1737		81495	PIN	4
	091 702 00	MS24665-208	81495	PIN, COTTER, M2X12	4
31	709A1721		81495	DISCONNECT	2
32	310 2013		81495	CAPSCREW, 1/4FX1/2, GR.5	1
33	1200-365	DIN933-M8-1.25 X30-8.8-A4C	15526	CAPSCREW, M8 X 30	1
34	085 110 21	DIN125A-M10- TP200-A4C	15526	PLAINWASHER, M10	4
35	1200-362	DIN933-M8X20- 8.8-A4C	15526	CAPSCREW, M8 X 20	4
	085 308 16	DIN127B-M8- HRCC-51-A4C	15526	LOCKWASHER, M8	4
36	709 1991		81495	BRACKET	1
37	200B2007-56		81495	CLAMP	1

FIGURE 14-3 DELETED

WHEN ORDERING PARTS, SPECIFY MODEL NUMBER, SERIAL
NUMBER AND DESCRIPTION OF PART REQUIRED.

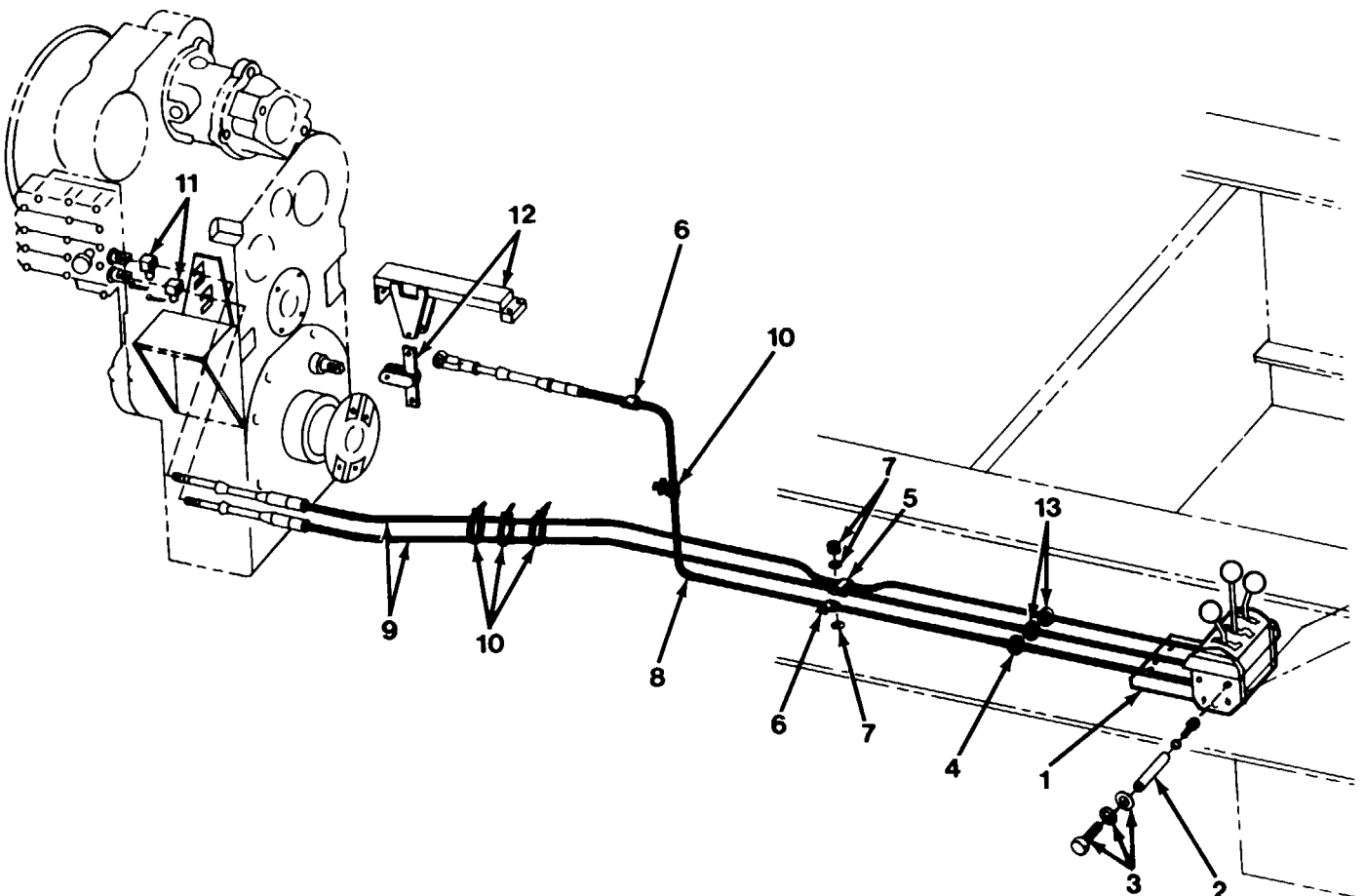


Figure 14-4. Transmission Shift Assembly.

FIG IND NO	PART NO	VENDOR PART NO	FSCM	DESCRIPTION	QTY
	709A1197		81495	TRANSMISSION SHIFT ASS'Y (INCL. ITEMS 1 THRU 14)	1
1	SEE FIG 14-5			SHIFTER, TRANSMISSION	1
2	709 1164		81495	TUBE	4
3	1200-3		81495	CAPSCREW, 1/4C X 1.00 GR5	4
3	1209-2		81495	PLAINWASHER, 1/4 REG	4
3	1210-14		81495	LOCKWASHER, 1/4 REG	4
4	462-0636	2567	70485	GROMMET	1
5	200B2007-56		81495	CLAMP	1
6	200B2007-5		81495	CLAMP	2
7	1209-95	DIN125A-M10- TP200-A4C	15526	PLAINWASHER, M12	2
	085 108 17	DIN125A-M8- TP200-A4C	15526	PLAINWASHER, M8	2
	081 308 13	DIN985-M8- 6/8-A4C	15526	NUT, LOCK M8	2
8	709 1091	304262-003-111	41625	CABLE, TRANS SHIFT	1
	1205-28		81495	NUT, 5/16F JAM	2
9	709 1030	304243-002-122	41625	CABLE, TRANS SHIFT	2
	1205-18		81495	NUT, 1/4F JAM	4
	1205-85		81495	NUT, 5/8F JAM	4
	1209-38		81495	PLAINWASHER, 5/8 REG	4
10	1222-202	MS3367-3	96906	WRAP, TIE	4
11	709 1935	42419	41625	PIVOT	2
	1207-3	MS24665-281	96906	PIN, COTTER, 3/32X1/2	2
12	SEE FIG 7-9			TRANSMISSION CONTROL	1
13	1221-108	2561	70485	GROMMET	2

WHEN ORDERING PARTS, SPECIFY MODEL NUMBER, SERIAL
NUMBER AND DESCRIPTION OF PART REQUIRED.

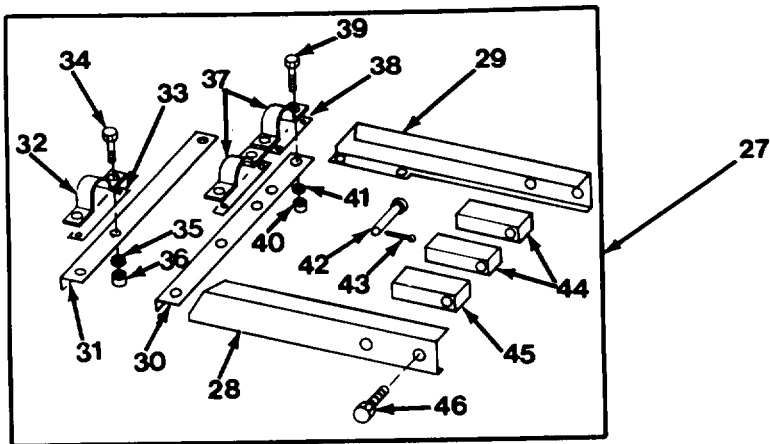
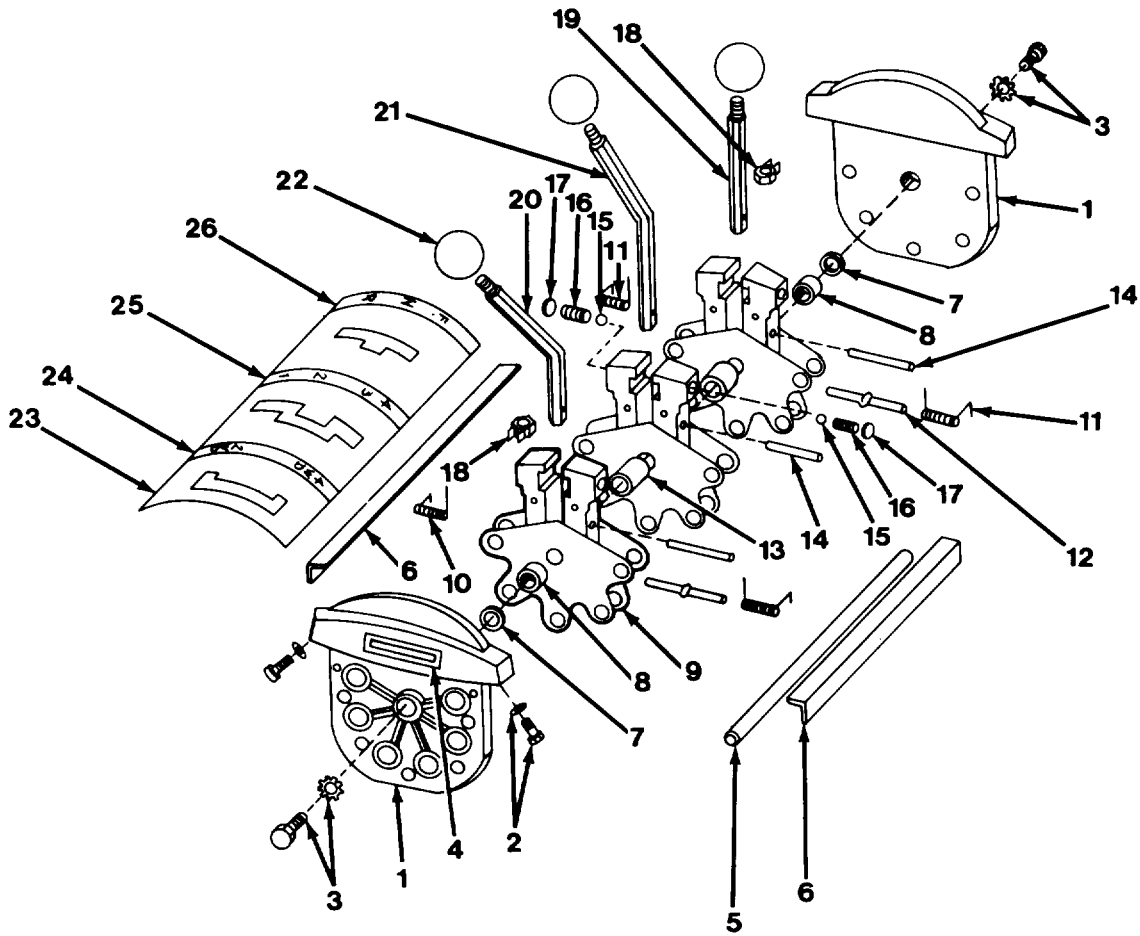


Figure 14-5. Transmission Shift Control.

FIG IND NO	PART NO	VENDOR PART NO	FSCM	DESCRIPTION	QTY
	709 1029	E305832	41625	CONTROL ASS'Y (INCL. ITEMS 1 THRU 27)	1
1	207592	D49348-005	41625	HOUSING	2
2	207593	A50406-440	41625	CAPSCREW, #10-24X1/2	4
	207594	A50801-309	41625	LOCKWASHER, #10 REG	4
3	207595	A50406-832	41625	CAPSCREW, 1/4-20C 1/2	2
	207596	A50806-016	41625	LOCKWASHER, 1/4 REG	2
4	207597	B67897	41625	CAP, ACCESS	2
	207598	A6005803	41625	DECAL	2
5	207599	A6791604	41625	SHAFT	1
6	207600	B48465-005	41625	SPACER, EXTRUDED	2
7	207601	A51308-014	41625	RING, RETAINING	2
8	207602	A49403	41625	SPACER	2
9	207603	B62764	41625	ACTUATOR ASS'Y	3
10	207604	B62433	41625	SPRING, TORSION (RH)	2
11	207605	A62432	41625	SPRING, TORSION (LH)	2
12	207606	A62527	41625	SHAFT, TORSION SPRING	2
13	207607	A60412	41625	SPACER	2
14	207608	A51020-857	41625	PIN, SPRING	3
15	207609	A51600-005	41625	BALL, 3/8 DIA	2
16	207610	A49391	41625	SPRING	2
17	207611	A60935	41625	SLUG	2
18	207612	B48459	41625	DETENT, LEVER	3
19	207613	B68746	41625	LEVER	1
20	207614	B68747	41625	LEVER	1
21	207615	B305835	41625	LEVER	1
22	207616	A29106	41625	KNOB, BALL	3
23	207617	D305837	41625	PLATE, GATE	1
24	207618	B305836	41625	STRIP, POSITION	1
25	207619	B63701-002	41625	STRIP, POSITION	1
26	207620	B63701-001	41625	STRIP, POSITION	1
27	207621	A306101	41625	HANGER KIT	1
28		B49539-2	41625	HANGER, R.H.	1
29		B49539-1	41625	HANGER, L.H.	1
30		B63294	41625	SHIM, 3 LEVER (40)	1
31		B49395	41625	SHIM, 3 LEVER (60)	1
32		A36733	41625	CLAMP (60)	1

WHEN ORDERING PARTS, SPECIFY MODEL NUMBER, SERIAL
NUMBER AND DESCRIPTION OF PART REQUIRED.

FIG IND NO	PART NO	VENDOR PART NO	FSCM	DESCRIPTION	QTY
33	A37884	41625	SHIM (60)	1	
34		A50113-577	41625	SCREW, FILHD., 1/4F X 7/8	3
35		A50801-327	41625	LOCKWASHER, 1/4	3
36		A50901-016	41625	NUT, 1/4F	3
37		A31532	41625	CLAMP (40)	2
38		A31538	41625	SHIM (40)	2
39		A50112-569	41625	SCREW, FIL HD., #10-32 X 3/4	5
40		A50900-076	41625	NUT, #10-32	5
41		A50801-309	41625	LOCKWASHER #10	5
42		A48452	41625	PIN, CLEVIS	3
43		A51001-032	41625	PIN, COTTER	3
44		A60605	41625	TERMINAL, CABLE (40)	2
45		A48454	41625	TERMINAL, CABLE (60)	1
46		A50406-832	41625	SCREW, HEX HD., 1/4C X 1/2	4

WHEN ORDERING PARTS, SPECIFY MODEL NUMBER, SERIAL
NUMBER AND DESCRIPTION OF PART REQUIRED.

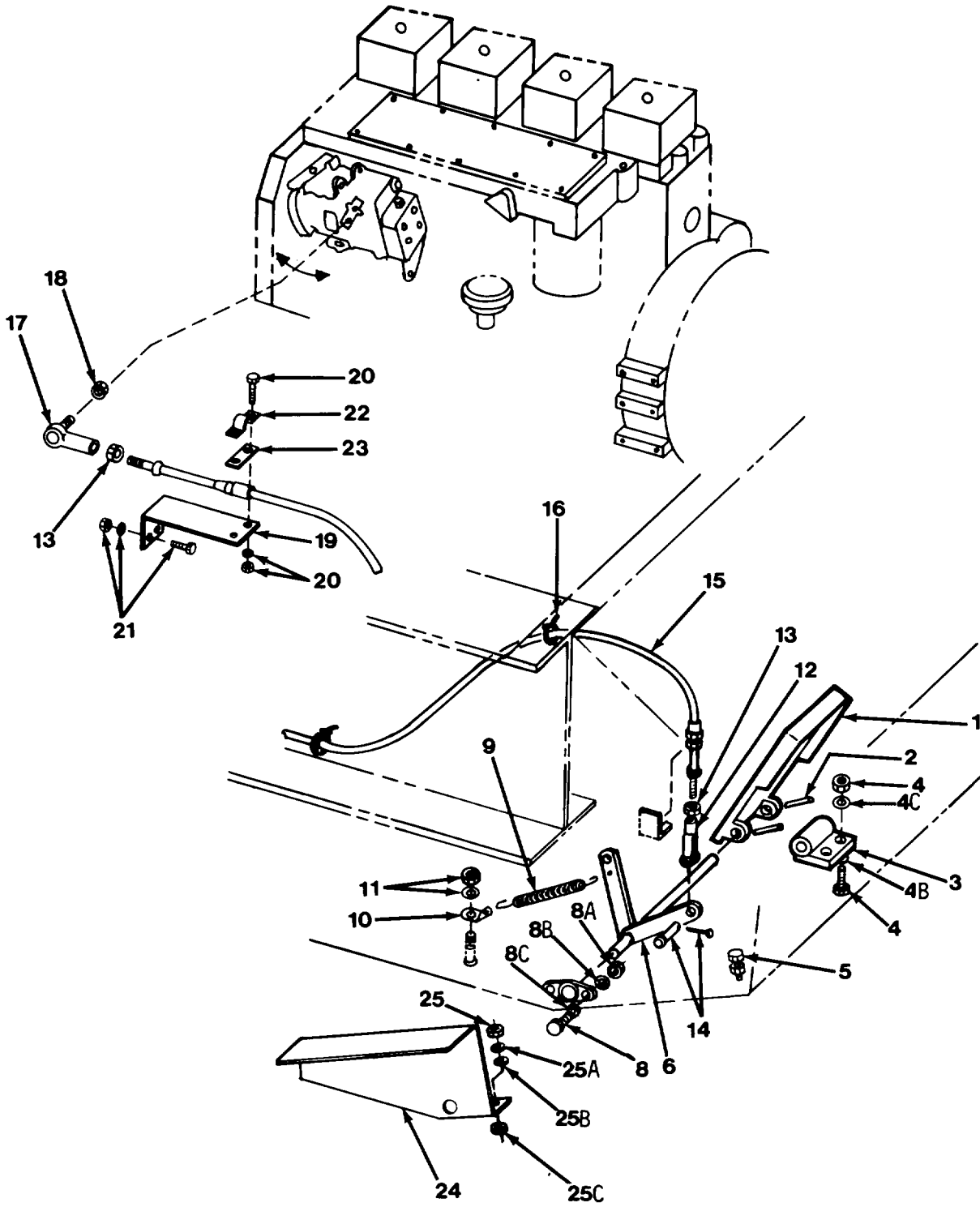


Figure 14-6. Throttle Control..

(14-15 blank) 14-16

FIG IND NO	PART NO	VENDOR PART NO	FSCM	DESCRIPTION	QTY
	709A1323		81495	THROTTLE CONTROL ASS'Y (INCL. ITEMS 1 THRU 25)	1
1	709 1856		81495	PEDAL	1
2	1227-116		81495	PIN, ROLL, 1/8 X 1	2
3	709F1103		81495	BRACKET W/BUSHINGS	1
	1214-59		81495	BUSHING	2
4	1200-365	DIN933-M8X 30-8.8-A4C	15526	CAPSCREW, M8 X 30	2
4A	1205-216	DIN934-M8- 8-A4C	15526	NUT, M8	2
4B	085 108 17	DIN125A-M8- TP200-A4C	15526	WASHER, M8	2
4C	085 308 16	DIN127B-M8- HRC44-51-A4C	15526	LOCKWASHER, M8	2
5	1205-216	DIN934-M8- 8-A4C	15526	NUT, M8	1
	1200-362	DIN933-M8X 20-8.8-A4C	15526	CAPSCREW M8 X 20	1
6	709F1109		81495	CRANK, BELL	1
7	1217-347	FK1408P	87943	BUSHING, SELF- ALIGNING	1
8	071 406 32	DIN933-M6X 20-8.8-A4C	15526	CAPSCREW M6 X 20	2
8A	081 106 10	DIN934-M6- 10-A4C	15526	NUT, M6	2
8B	085 306 12	DIN127B-M6- HRC44-51-A4C	15526	LOCKWASHER, M6	2
8C	085 106 12	DIN125A-M6- TP200-A4C	15526	WASHER, M6	2
9	40114	1799702	86403	SPRING	1
10	8903		81495	HOOK	1
11	1205-216	DIN934-M8- 8-A4C	15526	NUT, M8	1
	085 308 16	DIN127B-M8- HRC44-51-A4C	15526	LOCKWASHER, M8	1

WHEN ORDERING PARTS, SPECIFY MODEL NUMBER, SERIAL
NUMBER AND DESCRIPTION OF PART REQUIRED.

FIG IND NO	PART NO	VENDOR PART NO	FSCM	DESCRIPTION	QTY
12	2597		81495	END, YOKE	1
13	1205-14		81495	NUT, 1/4F	2
14	2234		81495	PIN	1
	1207-1		81495	PIN, COTTER, 1/16 X 1/2	1
15	709 1028	30423-003-203	41625	CABLE	1
	1205-85		81495	NUT, 5/8F JAM	2
	1209-38		81495	PLAINWASHER, 5/8 REG	2
16	1222-202	MS3367-3	96906	WRAP, TIE	1
17	1222-260	SPF-4S	01428	JOINT, BALL	1
18	1205-22	21NE-048	72962	LOCKNUT, 1/4F	1
19	709 1322		81495	BRACKET	1
20	071 405 24	DIN933-M5X 16-8.8-A4C	15526	CAPSCREW, M5 X 16	2
	081 105 08	DIN970-M5- 10-A4C	15526	NUT, M5	2
	085 305 09	DIN127B-M5- HRC44-51-A4C	15526	LOCKWASHER, M5	2
21	071 406 32	DIN933-M6X 20-8.8-A4C	15526	CAPSCREW M6 X 20	2
	081 106 10	DIN934-M6- 10-A4D	15526	NUT, M6	2
	085 306 12	DIN127B-M6- HRC44-51-A4C	15526	LOCKWASHER, M6	2
22	1291-117	161-011-2	06970	CLAMP	1
23	1291-28	A31538	41625	SHIM	1
24	709 1756		81495	GUARD	1
25	081 106 10	DIN934-M6- 10-A4C	15526	NUT, M6	2
25A	085 106 12	DIN125A-M6- TP200-A4C	15526	WASHER, M6	2
25B	085 306 12	DIN127B-M6- HRC44-51-A4C	15526	LOCKWASHER, M6	2
25C	085 108 17	DIN125A-M8- TP200-A4C	15526	WASHER, M8	2

WHEN ORDERING PARTS, SPECIFY MODEL NUMBER, SERIAL NUMBER AND DESCRIPTION OF PART REQUIRED.

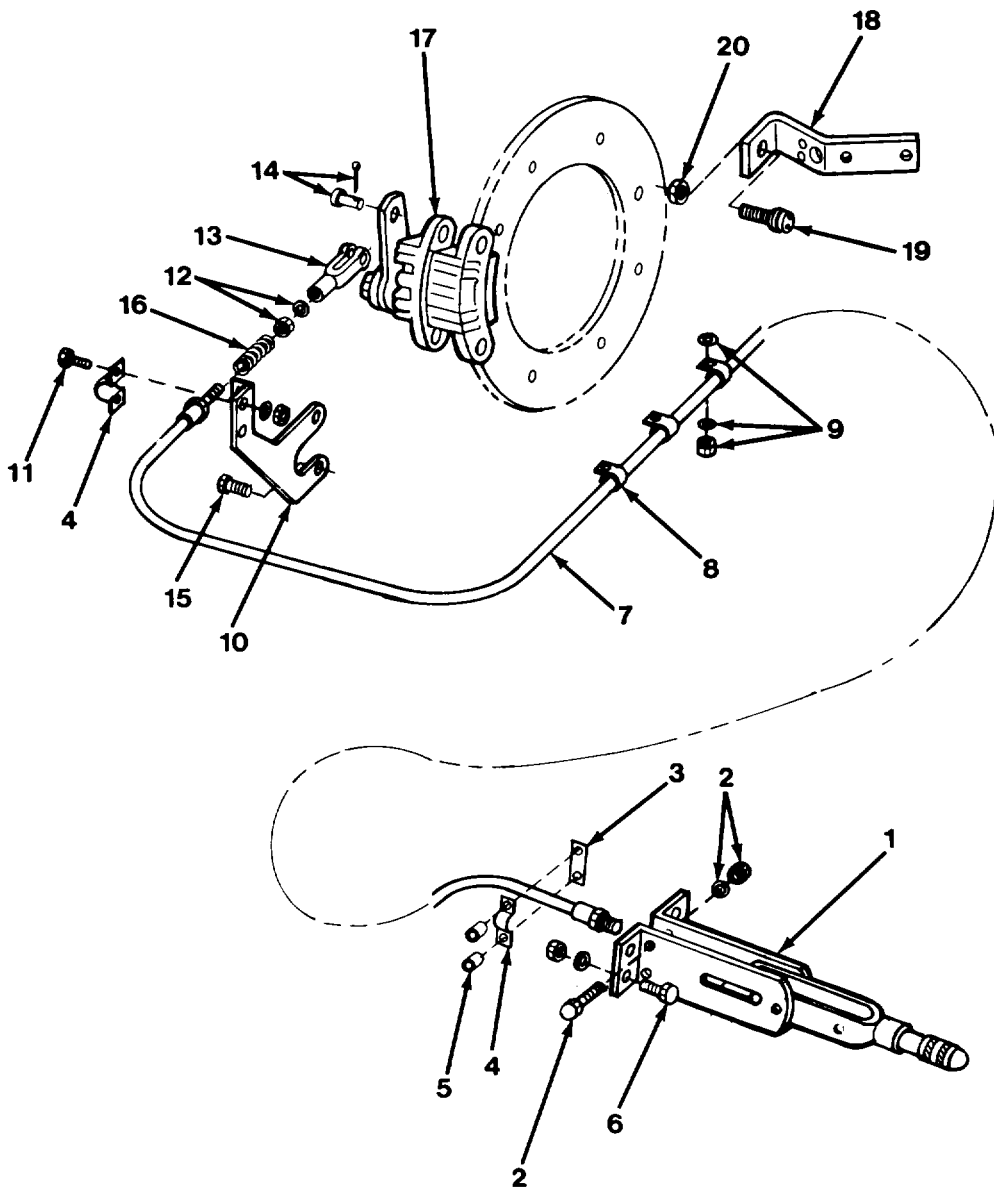


Figure 14-7. Parking Brake.

(14-19 blank) 14-20

FIG IND NO	PART NO	VENDOR PART NO	FSCM	DESCRIPTION	QTY
	709A1196		81495	PARKING BRAKE ASS'Y (INCL. ITEMS 1 THRU 20)	1
1	709 1026	02183400	92867	LEVER	1
2	1200-35		81495	CAPSCREW, 5/16C X 1-1/2 GR5	2
	1210-17		81495	LOCKWASHER, 5/16 REG	2
	1205-29		81495	NUT, 5/16C JAM	2
3	32476	8100131	92867	SPACER	1
4	32475	81003942	92867	CLAMP	2
5	32477	720	92867	SPACER	2
6	1200-362	DIN933-M8X- 20-8.8-A4C	15526	CAPSCREW, M8 X 20	4
	085 308 16	DIN127B-M8- HRC44-51-A4C	15526	LOCKWASHER, M8	4
	1205-216	DIN934-M8-8-A4C	15526	NUT, M8	4
7	709 1025	X-23812A	92867	CABLE	1
8	200B2007-4		81495	CLAMP	4
9	085 110 21	DIN125A-M10- TP200-A4C	15526	PLAINWASHER, M10	4
	085 108 17	DIN125A-M8- TP200-A4C	15526	LOCKWASHER, M8	4
	081 308 13	DIN985-M8- 6/8-A4C	15526	LOCKNUT, M8	4
10	709F4268		81495	BRACKET	1
11	1200-365	DIN933-M8X 30-8.8-A4C	15526	CAPSCREW, M8 X 30	2
	085 308 16	DIN127B-M8- HRC44-51-A4C	15526	LOCKWASHER, M8	2
	1205-216	DIN934-M8-8-A4C	15526	NUT, M8	2
12	1205-40		81495	NUT, JAM 3/8F	1
	1209-4		81495	PLAINWASHER, 3/8 REG	1
13	3118		81495	YOKE	1
14	3119		81495	PIN	1
	1207-5	MS24665-285	96906	PIN, COTTER, 3/32X1	1
15	1200-83		81495	CAPSCREW, 3/8CX4 GR5	2
16	709 4263		81495	SPRING	1
17	SEE FIG 9-12			CALIPER ASSEMBLY	1
18	709 4247		81495	BRACKET	1
19	709 4307	SM305/47063	06046	SENSOR	1
20	1205-97		81495	JAM NUT, 3/4F	1

WHEN ORDERING PARTS, SPECIFY MODEL NUMBER, SERIAL
NUMBER AND DESCRIPTION OF PART REQUIRED.

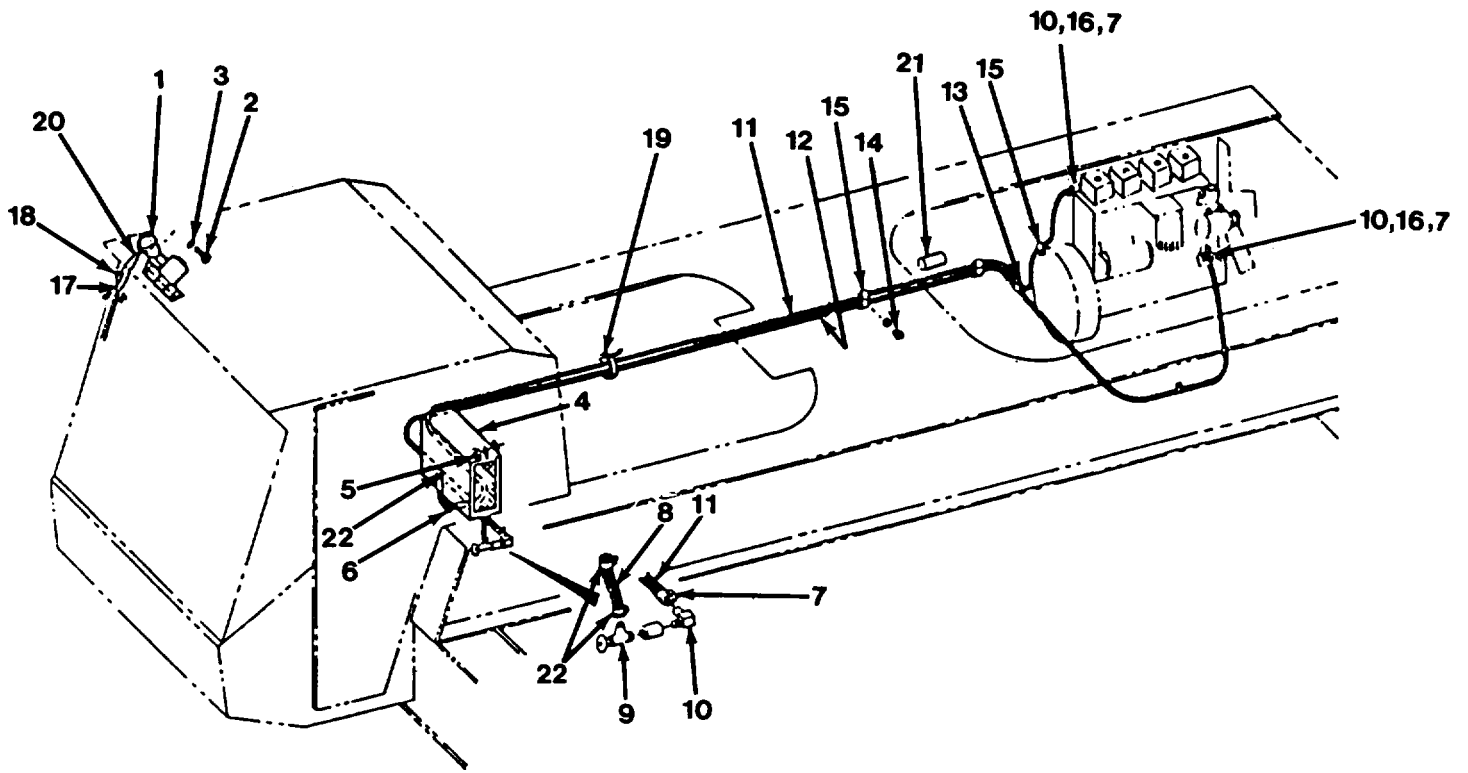


Figure 14-8. Heater & Defroster.

FIG IND NO	PART NO	VENDOR PART NO	FSCM	DESCRIPTION	QTY
	709A1142		81495	HEATER ASS'Y (INCL. ITEMS 1 THRU 22)	1
1	1223-737		81495	FAN	1
2	071 405 24	DIN933-M5X 16-8.8-A4C	15526	BOLT, M5 X 16	3
3	085 305 09	DIN127B-M5- HRC44-51-A4C	15526	LOCKWASHER, M5	3
	1209-1		15526	PLAINWASHER, 3/16 REG	3
4	SEE FIG 14-9			HEATER	1
5	081 106 10	DIN934-M6- 10-A4C	15526	NUT, M6	4
	085 306 12	DIN127B-M6- HRC44-51-A4C	15526	LOCKWASHER, M6	4
6	1221-66	2572	70485	GROMMET	1
7	1240-16	6	66295	CLAMP	3
8	1276-6		81495	HOSE, HEATER SAE 20R3 CLASS D2 5/8 X 6 IN.	1
9	1219-190	V404P-10-6	57760	VALVE	1
10	12019-376	269HB-10-6	57760	ELBOW, 90° BRASS	3
11	1276-163		81495	HOSE, HEATER SAE 20R3 CLASS D2 5/8 X 163 IN.	1
12	1276-187		81495	HOSE, HEATER SAE 20R3 CLASS D2 5/8 X 187 IN.	2
13	200B2007-7		81495	CLAMP	2
14	081 308 13	DIN985-M8 6/8-A4C	15526	NUT, M8	5
	085 113 24	DIN125A-M12- TP200-A4C	15526	LOCKWASHER, M10	5
15	200B2007-67		81495	CLAMP	4
16	1219-97	209P-8-6	30780	BUSHING, 3/8-1/2 BRASS	2
17	1223-158	11140	19328	WIRE, 14 GA, 19X27 7 IN. BLACK	1
18	1223-264		81495	SPLICE, BUTT	1
19	1222-202	MS3367-3	96906	WRAP, TIE	6
20	1223-43		81495	GROMMET	1
21	12168-6	1375-1/2-B3	57137	FLEXTRIM, 1/2 X 19/32 X 6"	1
22	1240-224	8H	66295	CLAMP	3

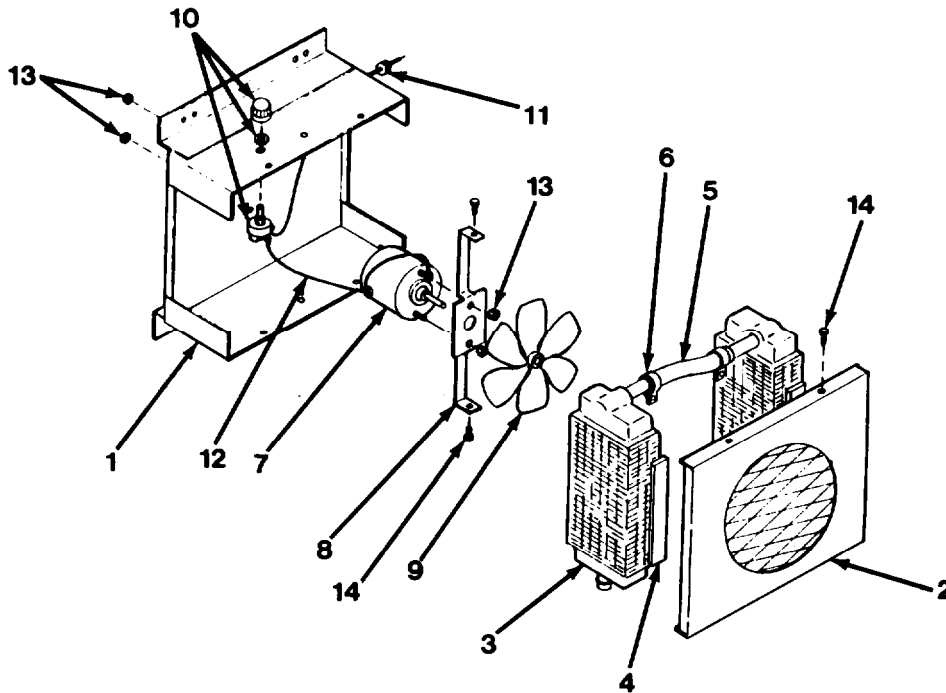


Figure 14-9. Heater.

FIG IND NO	PART NO	VENDOR PART NO	FSCM	DESCRIPTION	QTY
	709 1011	520F-24V	46522	Heater (Incl. Items 1 thru 14)	1
1	207498	63374-G1-1	46522	Casing	1
2	207499	63378-G1-1	46522	Cove r	1
3	207500	C66706-G1	46522	Core	2
4	207501	60232-G2	46522	Pad	2
5	207502	66600-G6	46522	Hose, 5/16 DIA 7 LG	1
6	207503	60454-G1	46522	Clamp, 15/16 DIA, 10-24 THD	2
7	207504	63382-G2	46522	Motor, 24V	1
8	207505	66380-G1	46522	Support, Motor	1
9	207506	60590-G3	46522	Fan	1
10	207507	63383-G1	46522	Switch W/Knob	1
11	207508	25000-21	46522	Grommet	1
12	207509	63384-G18	46522	Wire	1
13	207510	42-1032-17	46522	Nut, #10-32 KEP CAD PL.	4
14	207511	0852-1000- 08-13	46522	Screw, #10 x 1/2 Self Tap CAD AL.	6

**WHEN ORDERING PARTS, SPECIFY MODEL NUMBER, SERIAL
NUMBER AND DESCRIPTION OF PART REQUIRED.**

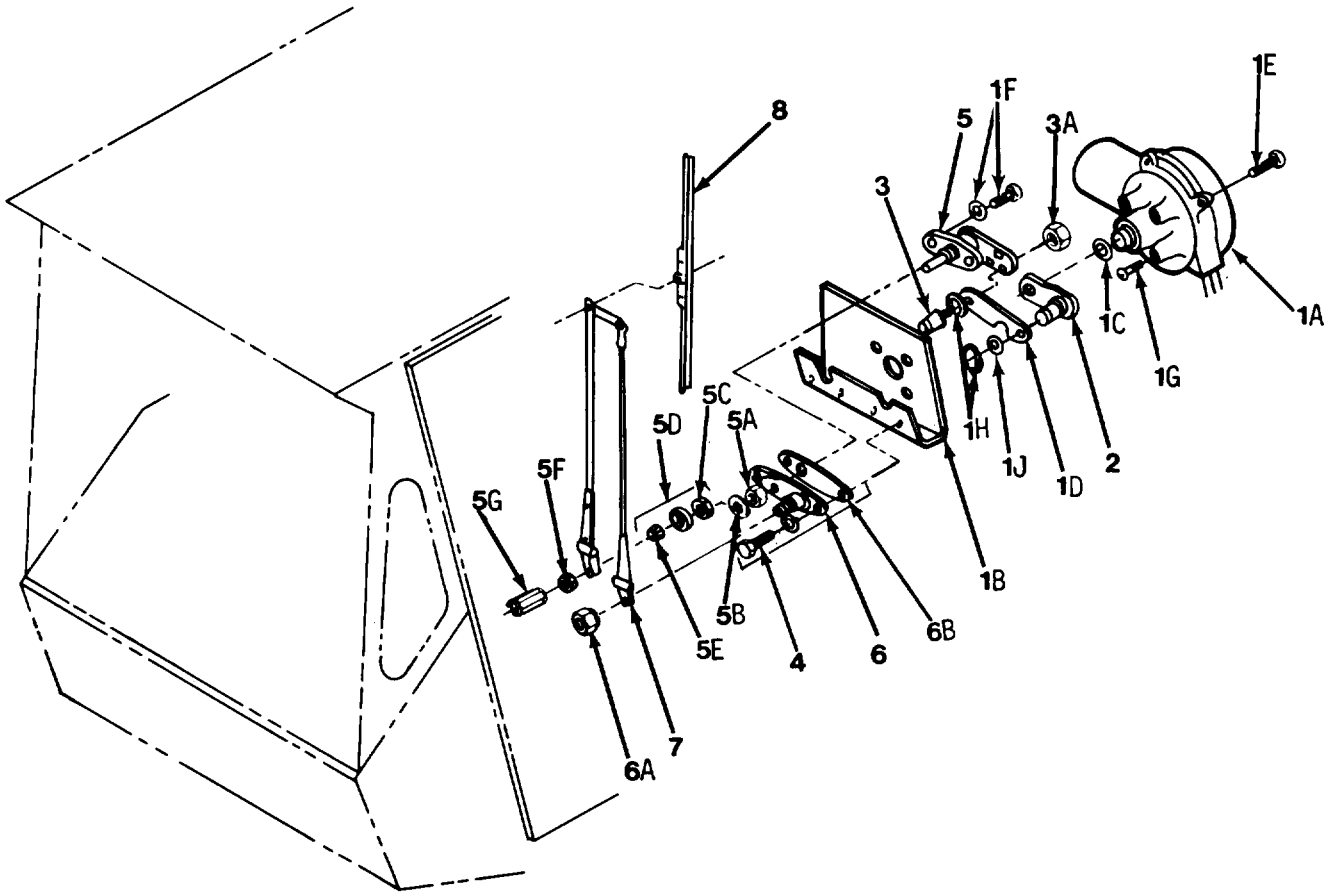


Figure 14-10. Windshield Wiper.

FIG IND NO	PART NO	VENDOR PART NO	FSCM	DESCRIPTION	QTY
	709A1169		81495	WIPER ASS'Y (INCL. ITEMS 1 THRU 8)	1
1	1251-10	WC19624	24956	KIT, WIPER MOTOR (INCL. ITEMS BELOW)	1
1A		19178-25- M024WC	24956	MOTOR	1A
1B		BK721005	24956	BRACKET	1
1C		IS 721045	24956	SLEEVE, INSULATION	1
1D		LK 721014A	24956	LINK	1
1E		SC 1160	24956	SCREW	2
1F		SC 1427	24956	SCREW & LOCKWASHER	2
1G		19028-23- SC27WC	24956	SCREW	3
1H		17815-29- SP27WC	24956	CLIP, SPRING	2
1J		WA 1654	24956	WASHER	2
2	1222-288	LE721125A-1	24956	ARM, DRIVE	1
3	707 6544		81495	PIN	1
3A	1205-18		81495	NUT, 1/4 F JAM	1
4	1200-2		81495	CAPSCREW, 1/4FX3/4 GR5	2
	1210-14		81495	LOCKWASHER, 1/4	2
5	420 5953	SH721206	24956	SHAFT, PIVOT (INCL. ITEMS BELOW)	1
5A		WA 721029	24956	WASHER, FIBER	1
5B		WA 721031	24956	WASHER, STEEL	1
5C		NT 721020	24956	NUT	1
5D		CP 721083	24956	CAP, RUBBER	1
5E		NT 721016	24956	DRIVER, KNURLED	1
5F		WA 721033	24956	LOCKWASHER	1
5G		NT 721018	24956	NUT, CAP	1
6	1222-203	KT721040	24956	ADAPTER, PANTOGRAPH (INCL. ITEMS BELOW)	1
6A		GA721006	24956	GASKET	1
6B		01872-27- NT27WC	24956	NUT, ACORN	1
7	1222-251	LE721139-20	24956	ARM, WIPER	1
8	1222-249	BD721011-20	24956	BLADE, 20" LONG	1

WHEN ORDERING PARTS, SPECIFY MODEL NUMBER, SERIAL
NUMBER AND DESCRIPTION OF PART REQUIRED.

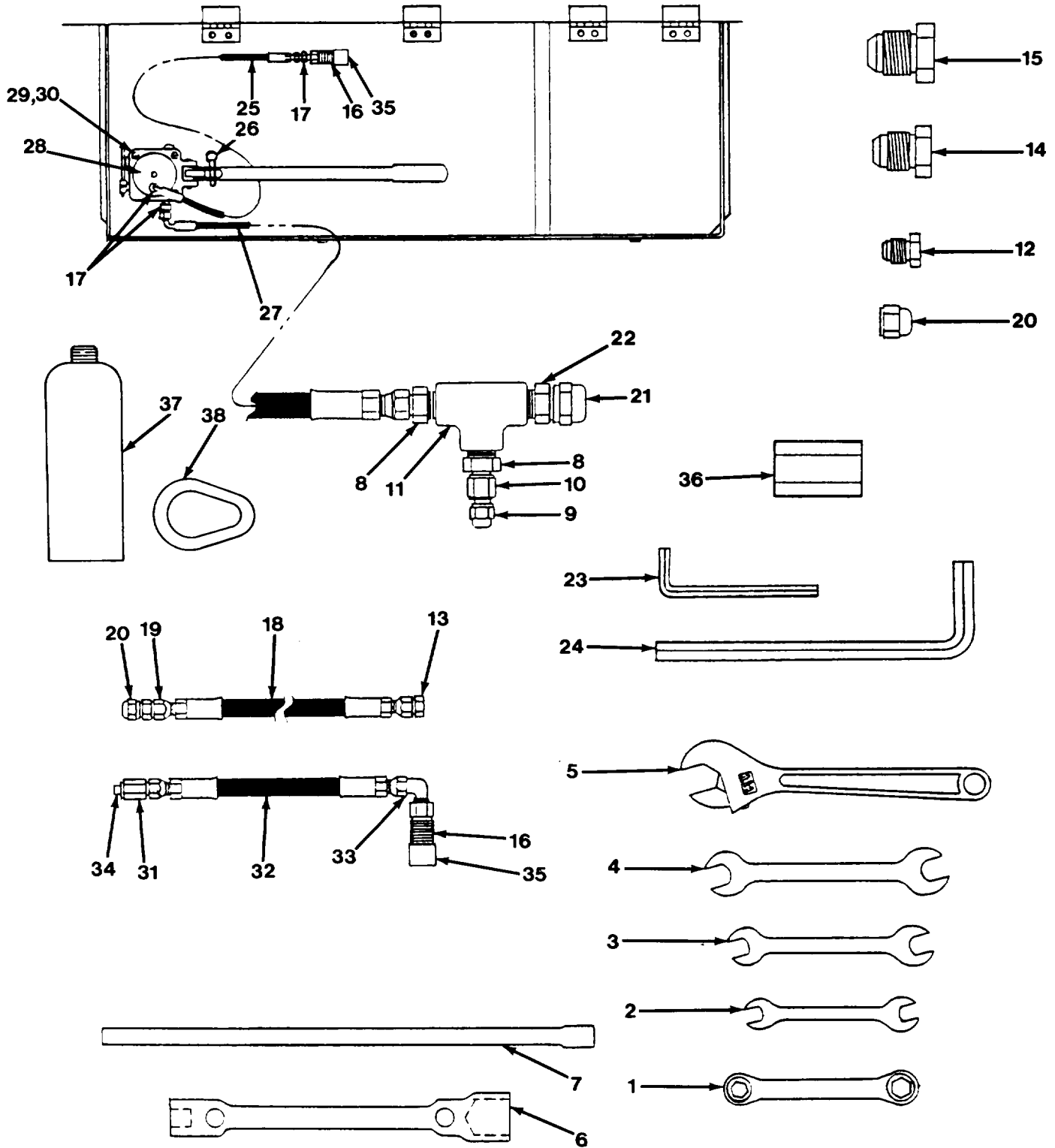


Figure 14-11. Tool Kit.

FIG IND NO	PART NO	VENDOR PART NO	FSCM	DESCRIPTION	QTY
	709A1913		81495	TOOL KIT ASSEMBLY (INCL. ITEMS 1 THRU 38)	1
1	709 1910	R2428	55719	WRENCH, 3/4 X 7/8	1
2	709 1909	S2022B	55719	WRENCH, 9/16 X 5/8	1
3	709 1908	V02022	55719	WRENCH, 5/8 X 1 1/16	1
4	709 1907	V02428B	55719	WRENCH, 3/4 X 7/8	1
5	709 1906	DA212	55719	WRENCH, 12" ADJUSTABLE	1
6	1226-11	18806	03683	WRENCH, LUG	1
7	32179	17899	03683	HANDLE	1
8	1219-766	2021-8-6	01276	ADAPTER, 8-6	2
9	1219-813	210292-4S	01276	CAP -4	1
10	12019-158	221501-6-4S	01276	REDUCER -6-4	1
11	1219-961	2090-8-8S	01276	TEE, -8	1
12	1219-814	900599-4S	01276	PLUG -4	1
13	1219-860	900599-6S	01276	PLUG -6	1
14	1219-645	2408-10	17335	PLUG -10	1
15	1219-636	03CP-12	57760	PLUG -12	1
16	12019-556	FD907021- 04-04	01276	DISCONNECT, FEMALE	2
17	1219-559	0103-4-6	57760	ADAPTER -6-4	3
18	709 1272-166		81495	HOSE	1
19	1219-922	2027-6-6S	01276	ADAPTER -6-6	1
20	1219-777	210292-6S	01276	CAP -6	2
21	1219-638	06CP-12	57760	CAP -12	1
22	1219-611	0103-8-12	57760	ADAPTER -12-8	1
23	709 1823	AWL5	55719	WRENCH, HEX, 5/32	1
24	709 1896	AWL10	55719	WRENCH, HEX, 5/16	1
25	709 1270-78		81495	HOSE	1
26	1222-323	1200-03125- 02000	96652	PIN, HITCH	1
27	709 1270-142		81495	HOSE	1
28	709 1890	HP-121-DA-TL	23934	HAND PUMP	1

WHEN ORDERING PARTS, SPECIFY MODEL NUMBER, SERIAL NUMBER AND DESCRIPTION OF PART REQUIRED.

FIG IND NO	PART NO	VENDOR PART NO	FSCM	DESCRIPTION	QTY
29	1205-210	DIN985-M6- 6/8-A4C	15526	LOCKNUT, M6	3
30	071 306 32	DIN931-M6X 50-8.8-A4C	15526	CAPSCREW, M6 X 50	3
31	1219-879	0203-4-6	57760	ADAPTER	1
32	709 1272-18		81495	HOSE	1
33	1219-351	2103-4-6	57760	ELBOW	1
34	1219-137		81495	PLUG, PIPE, 1/4 NPT STD	1
35	709 1279	249-2	23540	PLUG, CAP	2
36	709 4227		81495	ADAPTER (AXLE PLUG)	1
37	420 5413	LP535	61112	CYLINDER, ETHER	1
38	37881		81495	LINK	1

WHEN ORDERING PARTS, SPECIFY MODEL NUMBER, SERIAL
NUMBER AND DESCRIPTION OF PART REQUIRED.

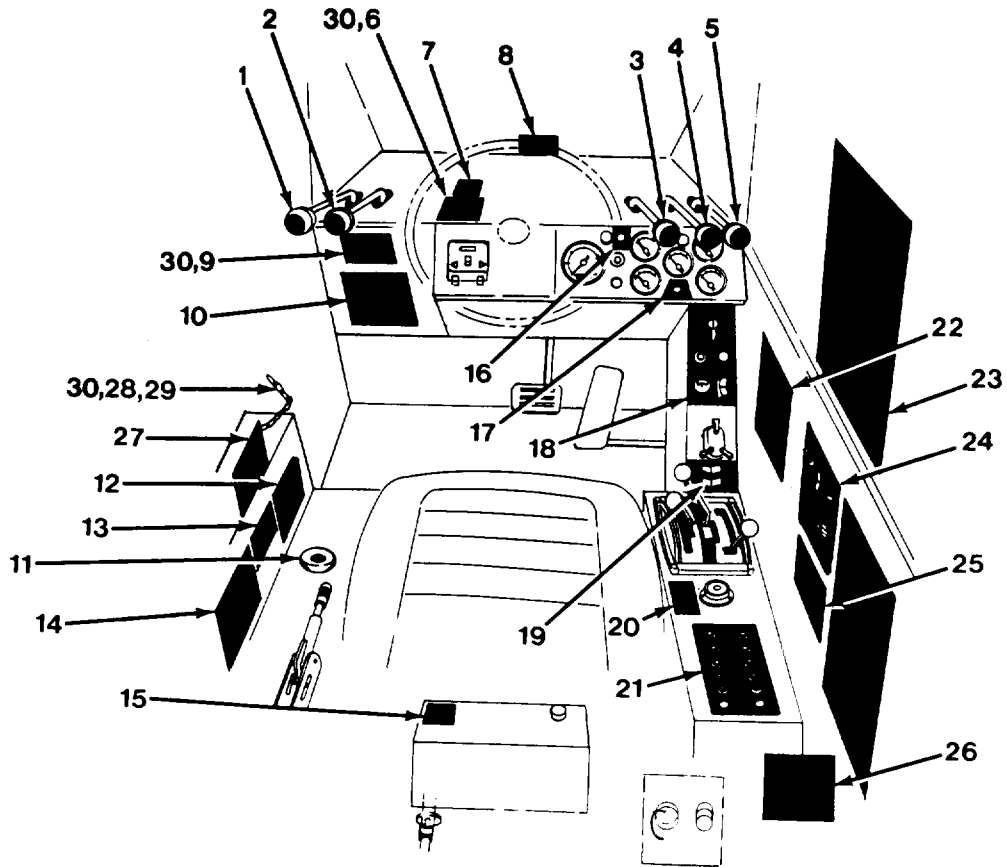


Figure 14-12.

FIG IND	PART NO	VENDOR PARTNO	FSCM	DESCRIPTION	QTY
	709A1824		81495	Marking Ass'y (Incl. Items 1 thru 27)	1
1	12400-268		81495	Decal, Swing	1
2	12400-266		81495	Decal, Telescope	1
3	12400-271		81495	Decal, Boom Hoist	1
4	12400-267		81495	Decal, Winch	1
5	12400-232		81495	Decal, Outrigger	1
6	12400-284		81495	Decal, Warranty	1
7	12400-237		81495	Decal, Brake	1

WHEN ORDERING PARTS, SPECIFY MODEL NUMBER, SERIAL NUMBER AND DESCRIPTION OF PART REQUIRED.

FIG IND NO	PART NO	VENDOR PART NO	FSCM	DESCRIPTION	QTY
8	12260-844		81495	DECAL, EMERGENCY EXIT	2
9	12400-286		81495	DECAL, INDENTIFICATION	1
10	12400-292		81495	DECAL, HAND SIGNALS	1
11	12260-265		81495	DECAL, STEERING SELECTOR KNOB	1
12	12400-238		81495	DECAL, PARKING BRAKE	1
13	12400-231		81495	DECAL, STEERING SELECTOR	1
14	12260-96		81495	DECAL, PCSA #4	1
15	12400-230		81495	DECAL, HEATER	1
16	12400-229		81495	DECAL, HORN, AXLE CTR	1
17	12400-228		81495	DECAL, COLD START	1
18	12400-235		81495	DECAL, IGNITION, LIGHTS	1
19	12400-236		81495	DECAL, OUTRIGGER SWITCHES	1
20	12400-239		81495	DECAL, NEUTRAL START	1
21	12400-234		81495	DECAL, CIRCUIT BREAKER	1
22	12260-589		81495	DECAL, ALTERNATOR	1
23	12400-252		81495	DECAL, DANGER/CAUTION	1
24	12400-240		81495	DECAL, ANTI-TWO	1
25	12400-71		81495	DECAL, PERSONNEL	1
26	12400-233		81495	DECAL, STE-ICE	1
27	12262-615		81495	DECAL, CAPACITY CHART	1
28	412 8007		81495	CHAIN	1
29	1222-258		81495	RING, SPLIT	1
30	1212-48		81495	RIVET, POP 1/8X3/8 LG ALUM. (FOR ITEMS 6,9,27)	9

WHEN ORDERING PARTS, SPECIFY MODEL NUMBER, SERIAL
NUMBER AND DESCRIPTION OF PART REQUIRED.

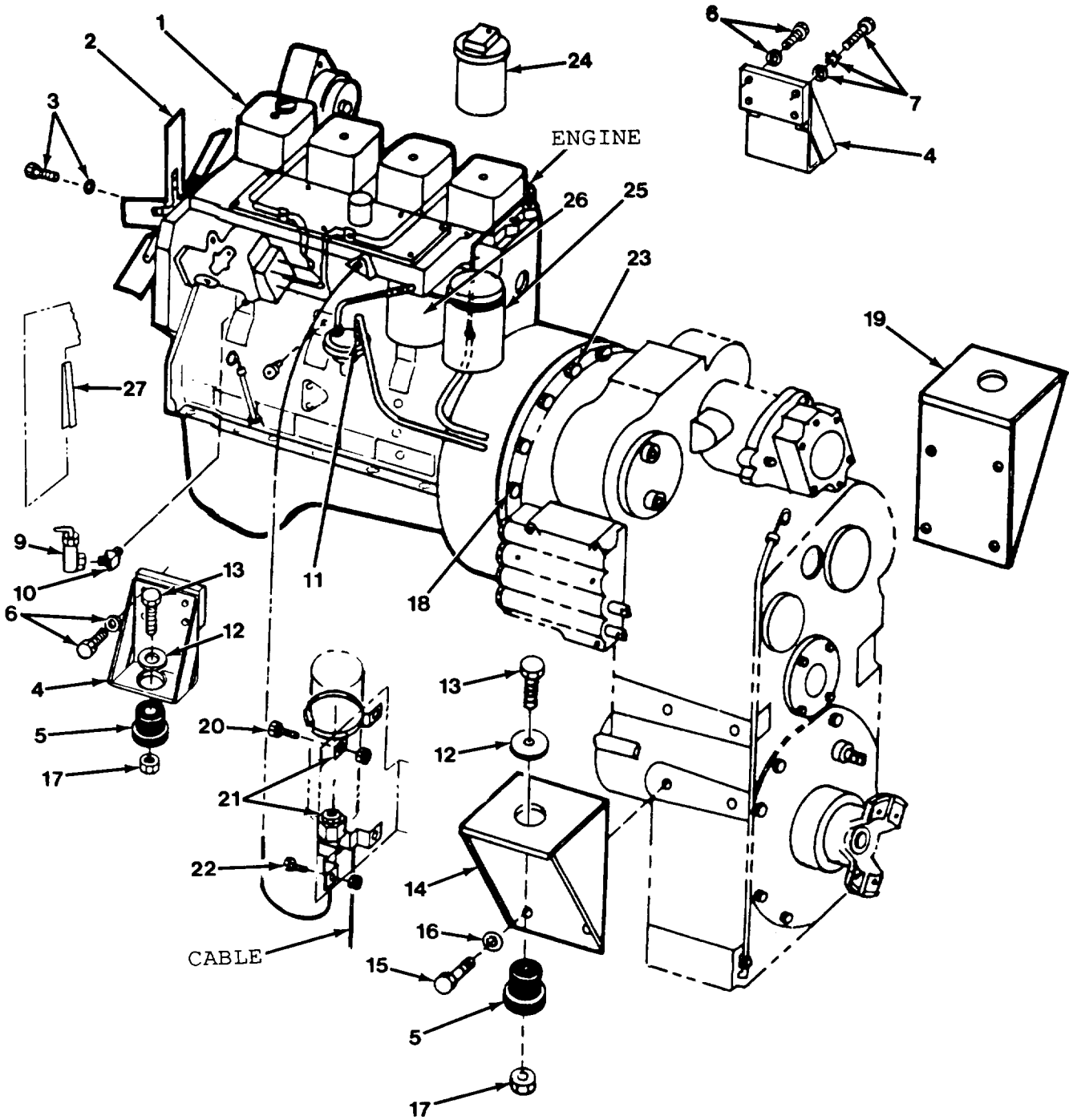


Figure 15-1. Type II Engine Assembly.

(15-1 blank) 15-2

FIG IND NO	PART NO	VENDOR PART NO	FSCM	DESCRIPTION	QTY
1	709 1300	4B3.9 SPEC SES1108	15434	ENGINE	1
2	709 1349		81495	FAN	1
3	071 308 40	DIN931-M8X 70-8.8-A4C	15526	CAPSCREW, M8 X 70	4
	085 308 16	DIN127B-M8- HRC44-51-A4C	15526	LOCKWASHER, M8	4
4	709F1339		81495	MOUNT	2
5	1221-90	CBA28-1050-1	76005	MOUNT	4
6	071 312 25	DIN931-M12X 60-10.9-A4C	15526	CAPSCREW, M12 X 60	6
	1210-26		81495	LOCKWASHER, M12	7
7	071 312 33	DIN931-M12X 70-10.9-A4C	15526	CAPSCREW, M12 X 70	2
	1210-80		81495	STARWASHER INT-EXT TOOTH, 1/2	1
	085 113 24	DIN125A-M12- TP200-A4C	15526	FLATWASHER, M12	1
8				NOT APPLICABLE	
9	709 1067	7-2177-4	86768	VALVE, OIL SAMPLE	1
10	1219-59	3350X2	79470	ELBOW 45° BRASS, STREET 1/8 NPT	1
11	12019-65	159F-6-4	30780	ELBOW 45°,BRASS 3/8-1/4	1
12	4185		81495	SPACER	4
13	1200-204		81495	CAPSCREW, 3/4C X 4 GR5	4
14	709F1931		81495	MOUNT, TRANSMISSION	1
15	1200-184		81495	CAPSCREW, 3/4C X 1.50 GR5	8
16	1210-38		81495	LOCKWASHER, 3/4 REG	8
17	1205-102	41NU-120	72962	LOCKNUT, 3/4C	4

WHEN ORDERING PARTS, SPECIFY MODEL NUMBER, SERIAL
NUMBER AND DESCRIPTION OF PART REQUIRED

FIG IND NO	PART NO	VENDOR PART NO	FSCM	DESCRIPTION	QTY
18	1200-373	DIN933-M10X 35-8.8-A4C	15526	CAPSCREW, M10 X 35	11
	085 310 19	DIN127B-M10- HRC44-51-A4C	15526	LOCKWASHER, M10	11
19	709F1931		81495	MOUNT, TRANSMISSION	1
20	071 408 16	DIN933-M8X 16-8.8-A4C	15526	CAPSCREW, M8 X 16	2
	081 308 13	DIN985-M8- 6/8-A4C	15526	NUT, M8	2
21	706 9679	829 0024	06991	ZERO START KIT	1
22	071 406 24	DIN933-M6X 16-8.8-A4C	15526	CAPSCREW, M6 X 16	2
	081 306 11	DIN985-M6- 6/8-A4C	15526	NUT, M6	2
23	1200-66		81495	CAPSCREW, 3/8F X 1-3/4 GR5	12
24		3903224	15434	FILTER, OIL	1
25		3903640	15434	FILTER, FUEL SECONDARY	1
26		3903410	15434	FILTER, FUEL PRIMARY (W/SEPARATOR DRAIN)	1
27	12177-6	100-1/8-B-3	57137	TRIM, FLEX, 1/8 X 9/16 X 6"	1

WHEN ORDERING PARTS, SPECIFY MODEL NUMBER, SERIAL
NUMBER AND DESCRIPTION OF PART REQUIRED

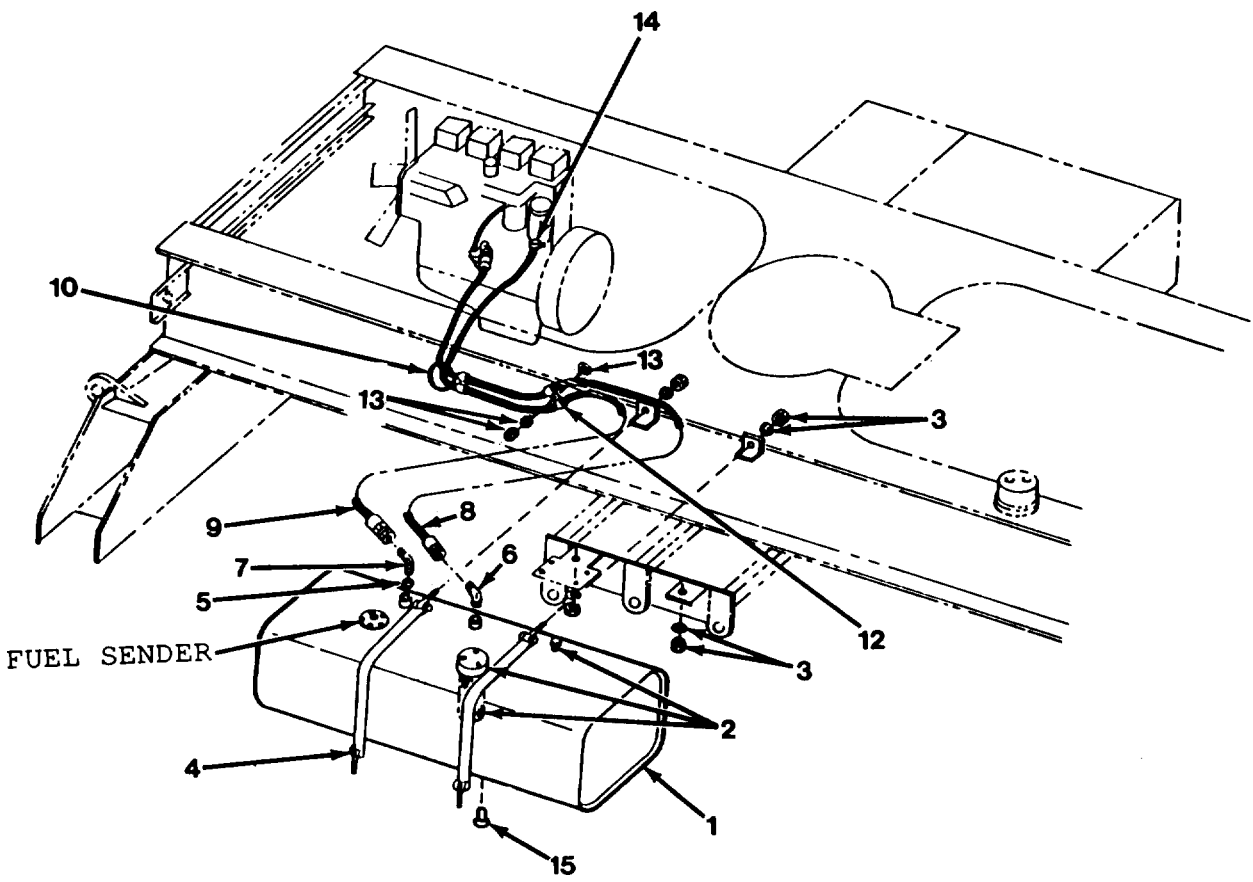


Figure 15-2. Type II Fuel Tank.

(15-5 blank) 15-6

FIG IND NO	PART NO	VENDOR PART NO	FSCM	DESCRIPTION	QTY
	709A1735-2		81495	FUEL TANK ASSEMBLY (INCL. ITEMS 1 THRU 15)	1
1	709 1093		81495	TANK, FUEL	1
2	208078		81495	CAP, NON-VENTED	1
	208079		81495	SCREEN, FILL	1
	208080		81495	VALVE, CHECK	1
3	085 113-24	DIN125A-M12- TP200-A4C	15526	WASHER, 13 MM	4
	081 312 18	DIN985-M12- 6/8-A4C	15526	NUT, M12	4
4	709 1706		81495	STRAP	2
5	1219-97	209P-8-6	30780	BUSHING	1
6	12019-165	149F-6-8	30780	ELBOW, BRASS	1
7	12019-85	2003-6-4B	01276	ELBOW, BRASS	1
8	709 1252-68		81495	HOSE	1
9	709A1999		81495	HOSE	1
10	201 1000		81495	TRIM	1
11	1240 52		81495	CLAMP	2
12	055 519 08		81495	CLAMP	2
13	081 308 13	DIN985-M8- 6/8-A4C	15526	NUT, M8	2
	085 108 17	DIN125A-M8- TP200-A4C	15526	WASHER, M8	2
	085 113 24	DIN125A-M12- TP200-A4C	15526	WASHER, M12	2
14	1240-187	3506	62789	CLAMP	1
15	1219-9		81495	PLUG, 1/2 NPT STD	1

WHEN ORDERING PARTS, SPECIFY MODEL NUMBER, SERIAL
NUMBER AND DESCRIPTION OF PART REQUIRED

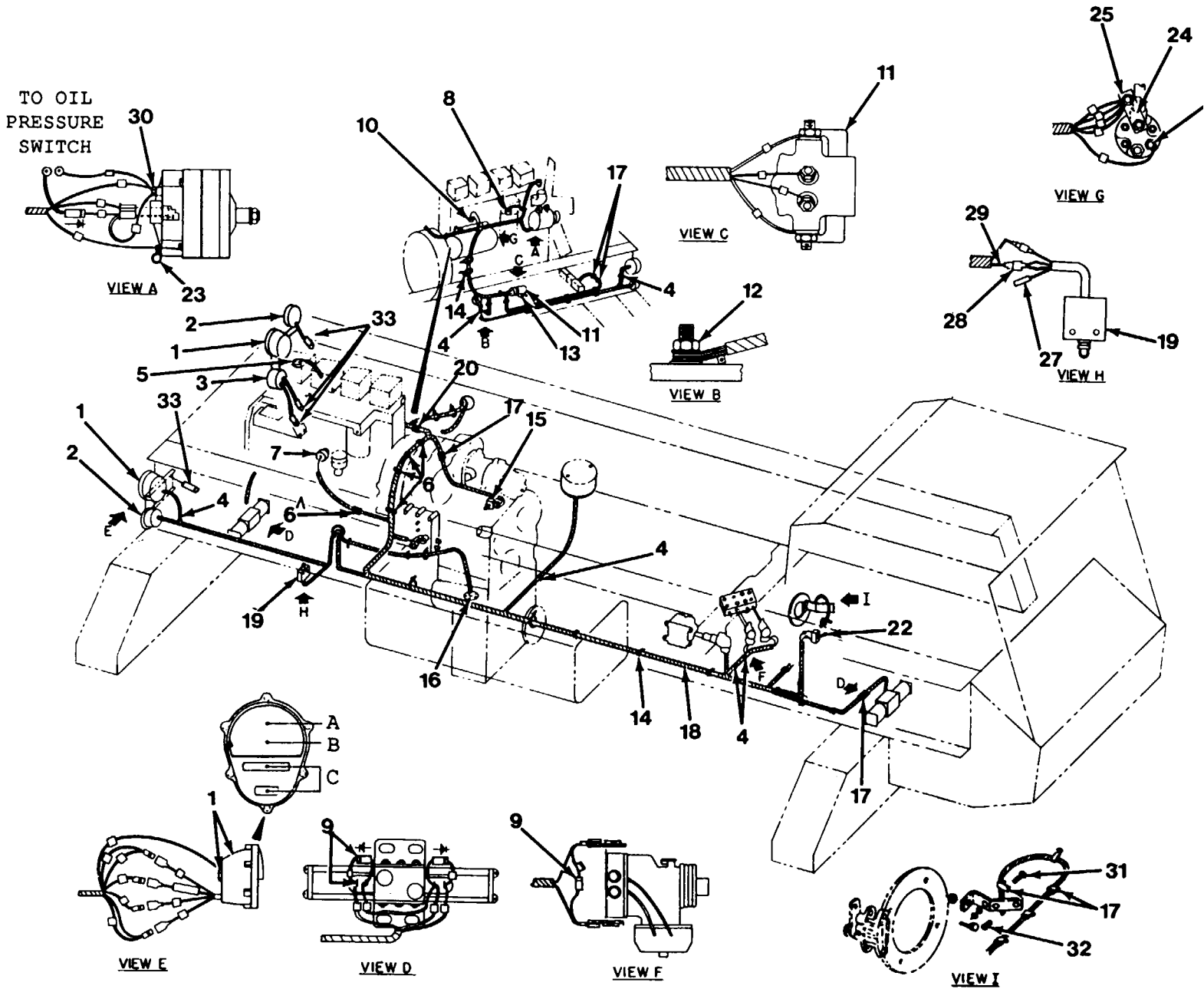


Figure 15-3. Type II Rear Electrical

FIG IND NO	PART NO	VENDOR PART NO	FSCM	DESCRIPTION	QTY
1	709 1039	11614157	19207	LIGHT, TAIL	2
		MS15770-623	96906	BULB-A (SERVICE TAIL)	1
		MS35478-1683	96906	BULB-B (SERVICE TURN)	1
		MS15570-1251	96906	BULB-C (BLACK/OUT TAIL & STOP)	2
		1200-57	81495	CAPSCREW, 3/8C X 3/4 GR5	4
2	1210-20		81495	LOCKWASHER, 3/8	4
	420 4973	752-2601	75175	LIGHT, BRAKE	2
3	442 7000	GE1591	24446	BULB	2
	1223-716	574-112	20308	ALARM, TRAVEL	1
3	085 108 17	DIN125A-M8- TP200-A4C	15526	WASHER, M8	2
	085 306 12	DIN127B-M6- HRC44-51-A4C	15526	LOCKWASHER, M6	2
	081 106 10	DIN934-M6- 10-A4C	15526	NUT, M6	2
4	200B2007-4		81495	CLAMP	26
	085 113 24	DIN125A-M12- TP200-A4C	15526	WASHER, M12	26
	085 108 17	DIN125A-M8- TP200-A4C	15526	WASHER, M8	26
	085 308 16	DIN127B-M8 HRC44-51-A4C	15526	LOCKWASHER, M8	26
	081 108 12	DIN934-M8- 10-A4C	15526	NUT, M8	26
5	709 1021	1505870	33755	SENDER, WATER TEMPERATURE	1
6	200B2007-40		81495	CLAMP	5
	200B2007-20		81495	CLAMP	1
	1200-360	DIN933-M12- 1.75X25-8.8-A4C	15526	CAPSCREW, M12 X 25	2
	085 312 21	DIN127-M12- HRC44-51-A4C	15526	LOCKWASHER, M12	2

WHEN ORDERING PARTS, SPECIFY MODEL NUMBER, SERIAL
NUMBER AND DESCRIPTION OF PART REQUIRED

FIG IND NO	PART NO	VENDOR PART NO	FSCM	DESCRIPTION	QTY
7	709 1020	1506177	33955	SENDER, OIL PRESSURE	1
	362 0048	2040-2-2S	01276	CONNECTOR	1
8	420 2970	SP-28-4R	85814	SWITCH, OIL PRESSURE	1
9	709 4341		81495	WIRE UNIT, DIODE	4
	442 6476	61765-2	04618	TERMINAL	8
10	1210-80		81495	WASHER, INT.-EXT. TOOTH, 1/2	1
	1200-360	DIN933-M12- 1.75X25-8.8-A4C	15526	CAPSCREW, M12X25	1
11	420 2965	24008-02	13445	SOLENOID, STARTER	1
12	1210-79		81495	WASHER, INT.-EXT., 3/8 TOOTH, 3/8 (TOP)	1
	1205-224	DIN934-M10- BRASS	15526	NUT, M10, BRASS	1
	1210-80		81495	WASHER, INT.-EXT. TOOTH 1/2 (BOTTOM)	1
13	1200-382	DIN933-M6X12- 8.8-A4C	81495	CAPSCREW, M6 X 12	2
	085 106 12	DIN125A-M6- TP200-A4C	15526	PLAINWASHER, M6	2
	085 306 12	DIN127B-M6- HRC44-51-A4C	15526	LOCKWASHER, M6	2
14	1222-202	MS3367-3	96906	WRAP, TIE	14
15	709 1022	52320-010	33955	SENDER, TRANSMISSION TEMPERATURE	1
16	709 1019	40777-049	33955	SENDER, FUEL	1
	208341	9610070	33955	GASKET	1
	071 405 24	DIN933-M5X16 -8.8-A4C	15526	CAPSCREW, M5 X 16	5
	085 305 09	DIN127B-M5- HRC44-51-A4C	15526	LOCKWASHER, M5	5

WHEN ORDERING PARTS, SPECIFY MODEL NUMBER SERIAL
NUMBER AND DESCRIPTION OF PART REQUIRED

FIG IND NO	PART NO	VENDOR PART NO	FSCM	DESCRIPTION	QTY
17	200B2007-2 1200-360	DIN933-M12X25- 8.8-A4C	81495 81495	CLAMP CAPSCREW, M12 X 25	11 3
	085 312 21	DIN127B-M12- HRC44-51-A4C	15526	LOCKWASHER, M12	4
18	709 1888		81495	HARNESS, WIRE, MAIN & ENGINE SWITCH	1
19	SEE FIG 6-14				1
20	1240-51	900729-3	01276	CLAMP	1
	1222-184	08-388	16956	WRAP, TIE	1
22	1223-673	MS24658-23D	96906	SWITCH, TOGGLE	1
23	200B2007-7 1200-362	DIN933-M8- X20-8.8-A4C	81495 15526	CLAMP CAPXCREW, M8 X 20	1 1
24	709 1832		81495	CONNECTOR	1
25	1203-237		81495	CAPSCREW, 3/8C X 1, BRASS	1
	1210-20		81495	LOCKWASHER, 3/8 REG	2
	1205-225		81495	JAM NUT, 3/8C, BRASS	2
26	1205-3		81495	NUT, #8-32	1
27	12502-1		81495	SLEEVE, SHRINK	1
28	12166-1		81495	SLEEVE, SHRINK	1
29	1223-751	C-54-1203	75037	TERMINAL	1
30	1205-210	DIN985-M6- 6/8-A4C	15526	LOCKNUT, M6	1
31	1200-365	DIN933-M8X 30-8.8-A4C	15526	CAPSCREW, M8 X 30	1
	085 308 16	DIN127B-M8- HRC44-51-A4C	15526	LOCKWASHER, M8	1
	081 108 12	DIN934-M8- 10-A4C	15526	NUT, M8	1
32	709 4331		81495	WIRE UNIT, 14GA BLACK, #10 & 3/8 ENDS, 3" LG	1
33	1233-748	C-63-1203	75037	TERMINAL, MALE	4

WHEN ORDERING PARTS, SPECIFY MODEL NUMBER, SERIAL
NUMBER AND DESCRIPTION OF PART REQUIRED

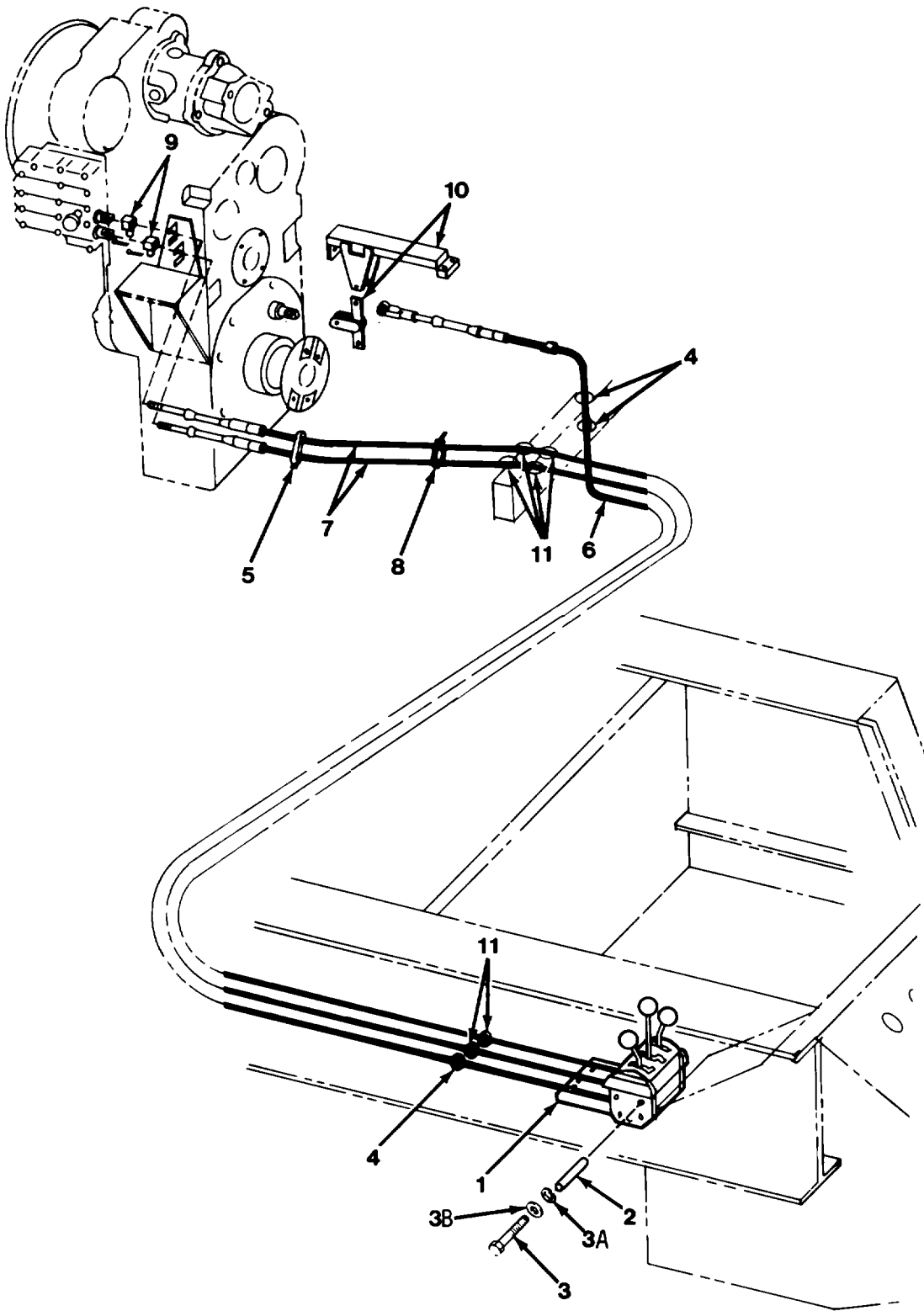


Figure 15-4. Type II Transmission Shift Assembly.

FIG IND NO	PART NO	VENDOR PART NO	FSCM	DESCRIPTION	QTY
	709A1285		81495	TRANSMISSION SHIFT ASS'Y (INCL. ITEMS 1 THRU 11)	1
1	SEE FIG 14-5		81495	SHIFTER, TRANSMISSION	1
2	709 1164		81495	TUBE	4
3	1200-3		81495	CAPSCREW, 1/4C X 1.00 GR5	4
3A	1209-2		81495	PLAINWASHER, 1/4 REG	4
3B	1210-14		81495	LOCKWSHER, 1/4 REG	4
4	432 0636	2567	70485	GROMMET	3
5	200B2007-56		81495	CLAMP	2
6	709 1091	304262-003- 111	41625	CALBE, TRANS. SHIFT	1
	1205-28		81495	NUT, 5/16F JAM	2
7	709 1030	304243-002- 122	41625	CABLE, TRANS. SHIFT	2
	1205-18		81495	NUT, 1/4F JAM	4
	1205-85		81495	NUT, 5/8F JAM	4
	1209-38		81495	PLAINWASHER, 5/8	4
8	1222-202	MS3367-3	96906	WRAP, TIE	3
9	709 1935	42419	41625	PIVOT	2
	1207-3	MS24665-281	96906	PIN, COTTER, 3/32 X 1/2	2
10	SEE FIG 7-9			TRANSMISSION CONTROL	1
11	1221-108	2561	70485	GROMMET	6

WHEN ORDERING PARTS, SPECIFY MODEL NUMBER, SERIAL
NUMBER AND DESCRIPTION OF PART REQUIRED

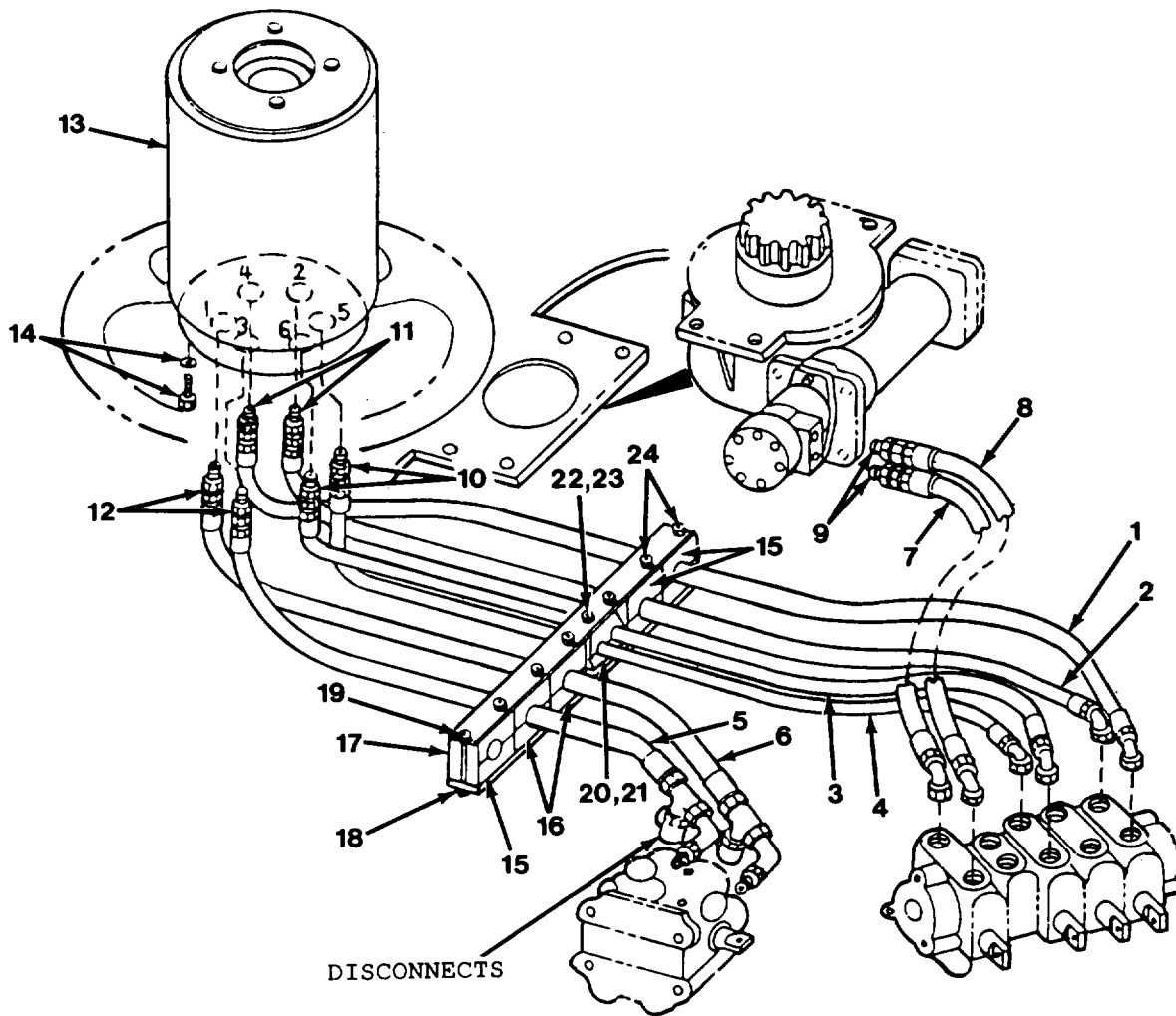


Figure 15-5. Type II Lower Hydraulics.

FIG IND NO	PART NO	VENDOR PART NO	FSCM	DESCRIPTION	QTY
1	709 1247-55		81495	HOSE	1
2	709 1247-51		81495	HOSE	1
3	709 1268-50		81495	HOSE	1
4	709 1238-48		81495	HOSE	1
5	709 1240-42		81495	HOSE	1
6	709 1240-48		81495	HOSE	1
7	709 1276-14		81495	HOSE	1
8	709 1276-17		81495	HOSE	1
9	375 0602	0503-10-8	57760	*ADAPTER	2
10	362 0706	0503-10-10	57760	*ADAPTER	2
11	362 0822	0503-12-12	57760	*ADAPTER	2
12	363 0012	0503-16-16	57760	*ADAPTER	2
13	SEE FIG 10-30		81495	MANIFOLD, ROTARY	1
14	071 412 41	DIN933-M12X 40-10.9-A4C	15526	CAPSCREW, M12 X 40	3
	1209-29		81495	LOCKWASHER, 1/2 REG	3
15	372 1518		81495	CUSHION	6
16	372 1520		81495	CUSHION	4
17	709 1729		81495	PLATE	1
18	071 312 48	DIN931-M12X 90-8.8-A4C	15526	CAPSCREW, M12 X 90	5
19	081 312 18	DIN985-M12- 6/8-A4C	15526	LOCKNUT, M12	7
20	1240-218	3254.254PCH	53790	CLAMP	2
21	1240-154	GD-DS3	53790	PLATE	1
22	071 308 36	DIN931-M8X 65-8.8-A4C	15526	CAPSCREW, M8 X 65	1
23	081 308 13	DIN985-M8 -6/8-A4C	15526	LOCKNUT, M8	1
	085 108 17	DIN125A-M8 -TP200-A4C	15526	FLATWASHER, M8	1
24	071 312 56	DIN931-M12X 100-8.8-A4C	15526	CAPSCREW, M12 X 100	2

*REFER TO ANNEX A FOR O-RINGS

WHEN ORDERING PARTS, SPECIFY MODEL NUMBER, SERIAL
NUMBER AND DESCRIPTION OF PART REQUIRED

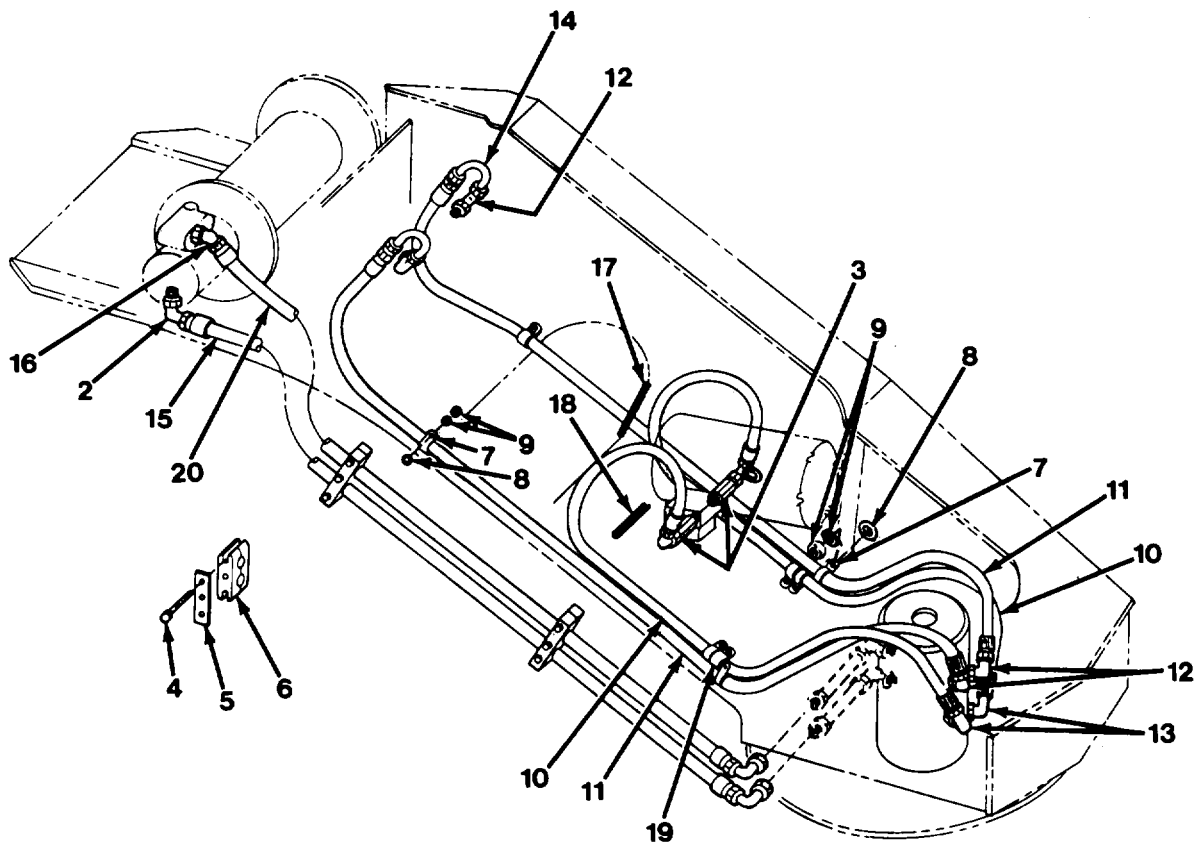


Figure 15-6. Type II Upper Hydraulics.

FIG IND NO	PART NO	VENDOR PART NO	FSCM	DESCRIPTION	QTY
	709A1254-2		81495	UPPER HYDRAULICS ASSEMBLY (INCL. ITEMS 1 THRU 21)	1
1	SEE FIG 15-7			DISCONNECTS	
2	363 1071	2503-16-16	57760	*ELBOW	1
3	375 5900	5E03-10-10	57760	*ADAPTER, LONG	2
4	071 312 48	DIN931-M12X 90-8.8-A4C	15526	CAPSCREW, M12 X 90MM	6
5	707 1427		81495	PLATE, COVER	2
6	372 1520		81495	CLAMP	8
7	200B2007-25		81495	CLAMP	4
8	085 108 17	DIN125A-M8- TP200-A4C	15526	PLAINWASHER, M8	8
9	081 308 13	DIN985-M8- 6/8-A4C	15526	LOCKNUT, M8	8
	085 113 24	DIN125A-M12 -TP200-A4C	15526	PLAINWASHER, M12	8
10	709 1238-84		81495	HOSE	2
11	709 1237-82		81495	HOSE	2
12	362 1815	2503-12-12	57760	*ELBOW	2
13	362 1716	2503-10-10	57760	*ELBOW	2
14	709 1230		81495	TUBE	2
15	709 1239-71		81495	HOSE	1
16	363 1038	3503-16-16	57760	*ELBOW, 45°	1
17	12168-4	1375-1/2-B3	57137	FLEXTRIM, 1/2 X 19/32 X 4"	6
18	12168-5	1375-1/2-B3	57137	FLEXTRIM, 1/2 X 19/32 X 4"	4
19	200B2007-10		81495	CLAMP	4
20	709 1239-70		81495	HOSE	1

*REFER TO ANNEX A FOR O-RINGS

WHEN ORDERING PARTS, SPECIFY MODEL NUMBER, SERIAL
NUMBER AND DESCRIPTION OF PART REQUIRED

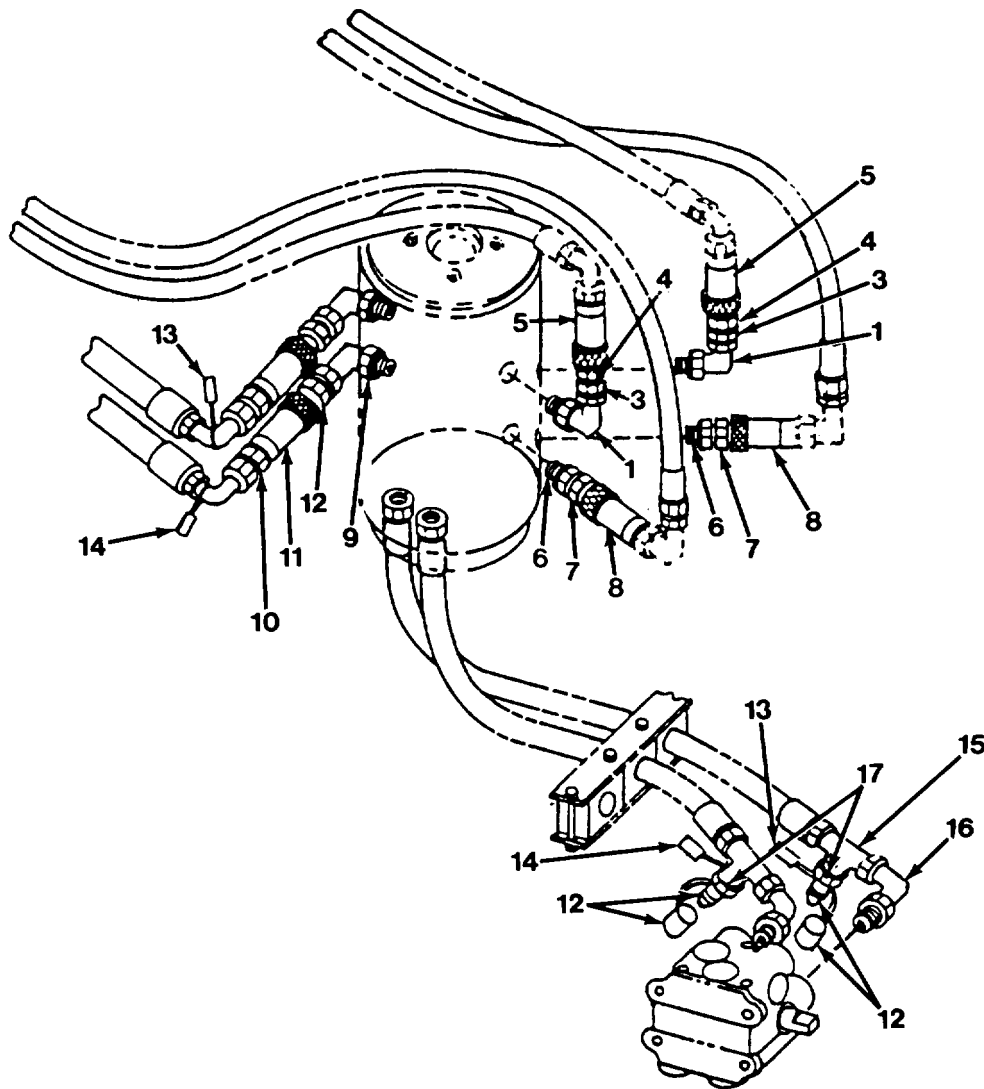


Figure 15-7. Type II Hydraulic Disconnects.

FIG IND NO	PART NO	VENDOR PART NO	FSCM	DESCRIPTION	QTY
1	362 1815	2503-12-12	57760	*ELBOW	2
2				NOT APPLICABLE	
3	12019-219	2266-12-12S	01276	*ADAPTER, SWIVEL	2
4	373 1506	5610-12	01276	COUPLING	2
5	373 1507	5608-12-12S	01276	DISCONNECT, QUICK	2
6	375 9900	0505-10-10	57760	*ADAPTER	2
7	375 9901	5610-10	01276	COUPLING	2
8	375 9902	5608-10-10S	01276	DISCONNECT, QUICK	2
9	363 1071	2503-16-16	57760	*ELBOW	2
10	363 0012	0503-16-16	57760	*ADAPTER	2
11	373 1601	5608-16-16S	01276	DISCONNECT, QUICK	2
12	373 1600	5610-16-16S	01276	COUPLING	3
	363 4010	5657-16	01276	CAP, DUST	2
13	200B2385-10		81495	LABEL (H-10)	2
14	200B2385-11		813495	LABEL (H-11)	2
15	1219-843	063T-16-16	57760	TEE	2
16	1219-958	3903-16-16	57760	ELBOW 45°	2
17	12019-342	2266-16-16S	01276	ADAPTER	2

*REFER TO ANNEX A FOR O-RINGS

WHEN ORDERING PARTS, SPECIFY MODEL NUMBER, SERIAL NUMBER AND DESCRIPTION OF PART REQUIRED

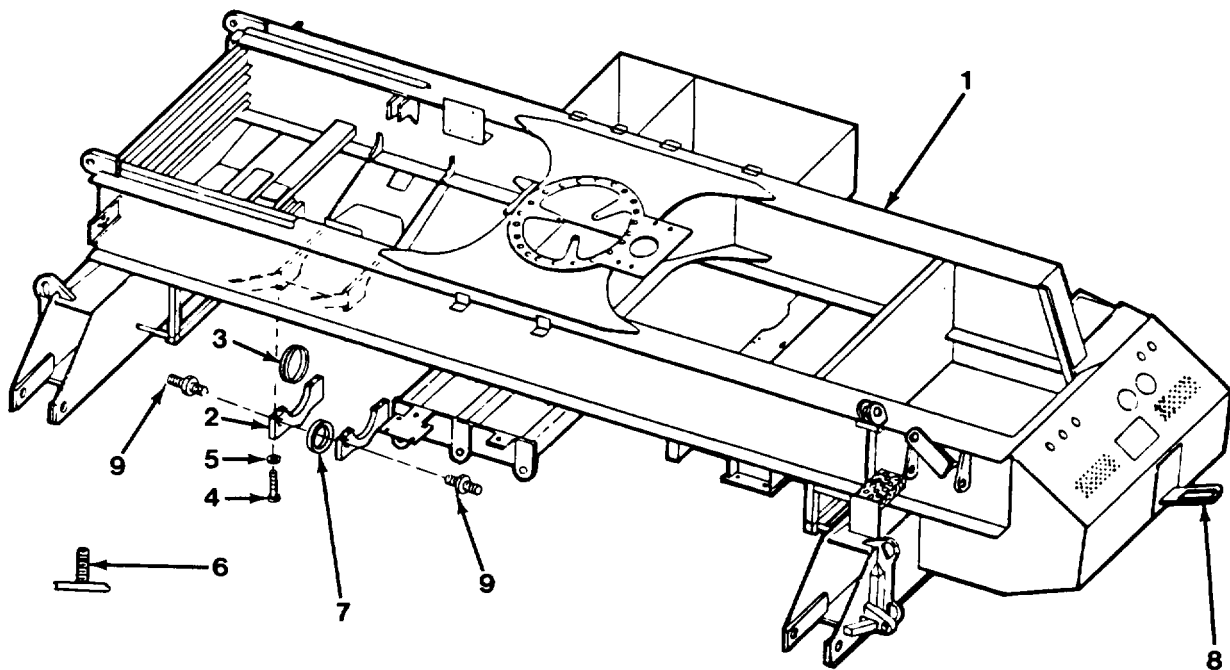


Figure 15-8. Type II Frame.

FIG IND NO	PART NO	VENDOR PART NO	FSCM	DESCRIPTION	QTY
1	709F1763		81495	FRAME	1
2	709 1661		81495	CAP (PART OF FRAME)	2
3	709 1102		81495	BUSHING	2
4	071 312 49	DIN933-M12X- 130-8.8-A4C	15526	CAPSCREW, M12 X 130	8
5	085 113 24	DIN125A-M12- TP200-A4C	15526	WASHER	8
6	709 1727		81495	STUD W/FERRULE, 6M X 25	2
	709 1686		81495	STUD W/FERRULE, 8M X 25	133
	709 1688		81495	STUD W/FERRULE 10M X 25	1
	709 4319		81495	STUD W/FERRULE 10M X 40	2
	709 1689		81495	STUD W/FERRULE, 12M X 40	5
	12196-3		81495	STUD, 3/8C X 1	24
	12196-4		81495	FERRULE	24
7	709 1897		81495	SHIM	1
8	709 4087		81495	TIE BACK, HOOK BLOCK	1
9	1213-6	MS15003-6	96906	FITTING, ZERK	2

WHEN ORDERING PARTS, SPECIFY MODEL NUMBER, SERIAL
NUMBER AND DESCRIPTION OF PART REQUIRED

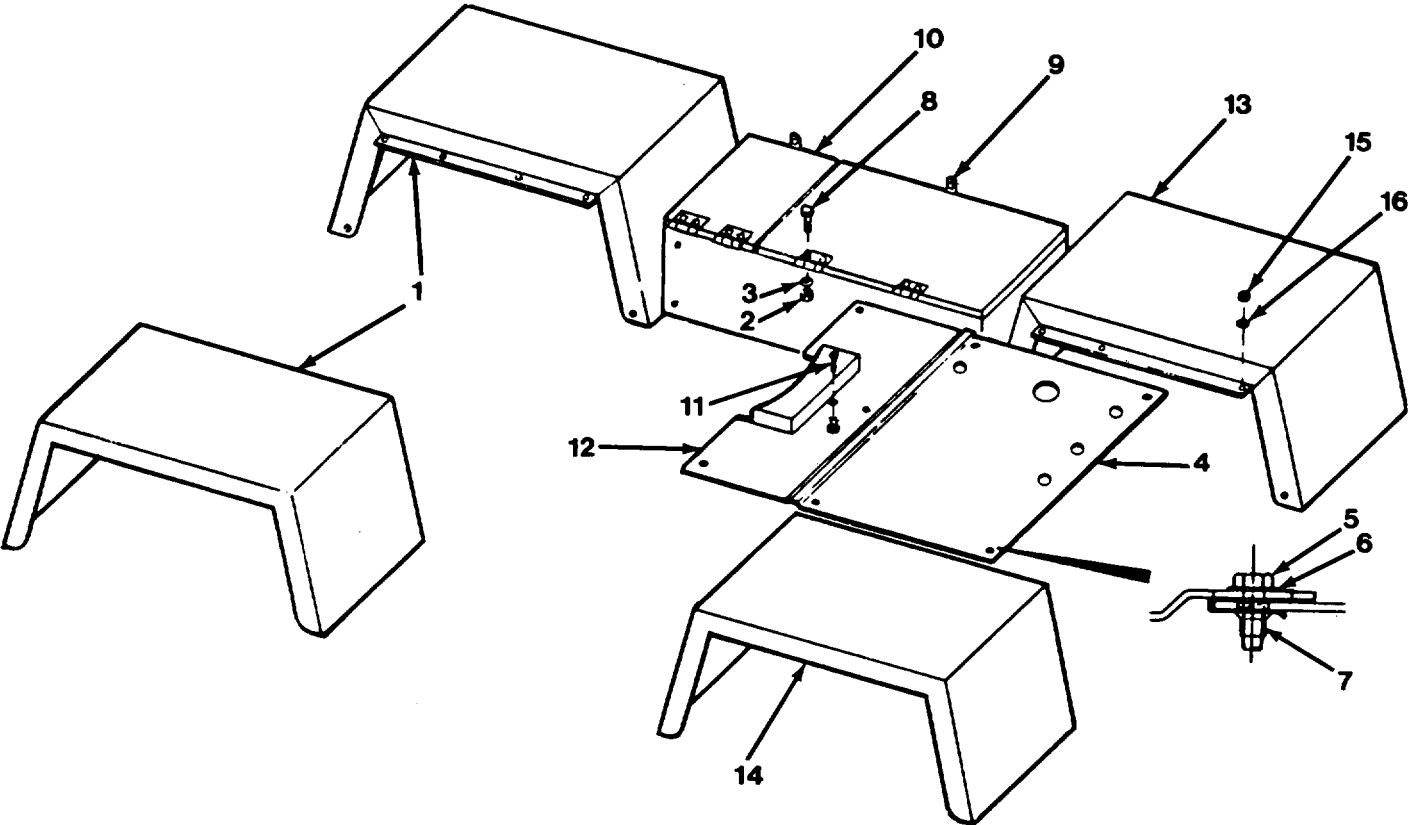


Figure 15-9. Type II Fenders & Decks.

FIG IND NO	PART NO	VENDOR PART NO	FSCM	DESCRIPTION	QTY
	709A1695-2		81495	FENDER ASS'Y (INCL. ITEMS 1 THRU 16)	1
1	709 1610		81495	FENDER	2
2	081 310 16	DIN985-M10- 6/8-A4C	15526	NUT, M10	8
3	086 211 05	DIN9021B- M10-A4C	15526	WASHER, M10	8
4	709 1378		81495	PLATE, DECK	1
5	1200-59		81495	CAPSCREW, 3/8CX1 GR5	5
6	1209-86		81495	PLAINWASHER, 3/8 GR9	5
7	345 2800		81495	CLIP	5
8	071 410 24	DIN933-M10X 25-8.8-A4C	15526	CAPSCREW, M10, X 25	8
9	709 1708		81495	COVER, TOOL BOX	1
10	709 1707		81495	COVER, BATTERY	1
11	071 408 32	DIN933-M8X 25-8.8-A4C	15526	CAPSCREW, M8 X 25	1
	085 908 20	DIN7349-M8 -A4C	15526	WASHER, M8	4
	081 308 13	DIN985-M8- 6/8-A4C	15526	NUT, M8	3
12	709F1862		81495	COVER, PINION	1
13	709 1844		81495	FENDER, L.H.	1
14	709 1843		81495	FENDER, R.H.	1
15	1205-45		81495	LOCKNUT, 3/8	22
16	086 211 05	DIN9021B- M10-A4C	15526	WASHER, M10	22

WHEN ORDERING PARTS, SPECIFY MODEL NUMBER, SERIAL
NUMBER AND DESCRIPTION OF PART REQUIRED

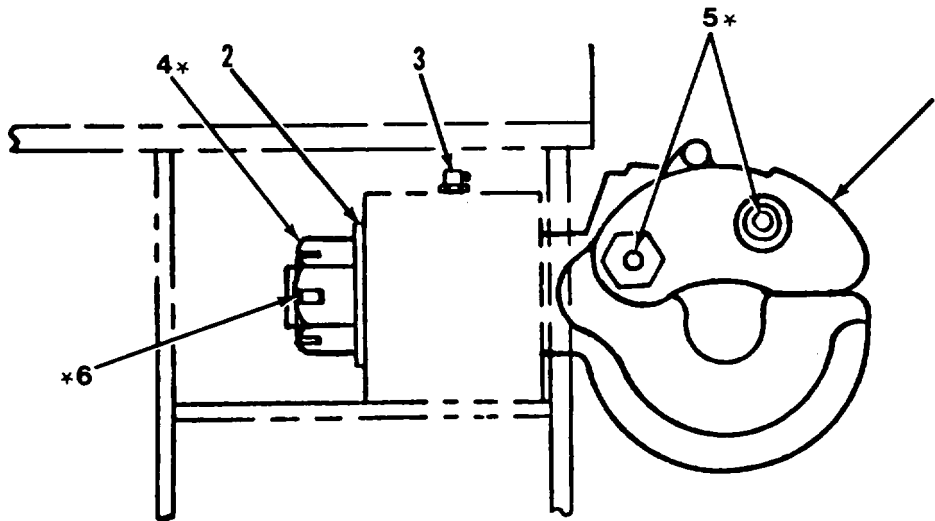


Figure 15-10. Pintle Hook.

FIG IND NO	PART NO	VENDOR PART NO	FSCM	DESCRIPTION	QTY
	709A1853-2		81495	Pintle Hook Ass'y (Incl. Items 1 thru 6)	1
1	707 5503	MS51118-1	96906	Pintle Hook (Incl. Items marked with *)	1
2	1208-37		81495	Bushing, Machinery	1
3	1213-6	1613B	02260	Zerk, Grease	1
4		1225438*	19207	Nut	1
5		MS15001-1*	96906	Zerk	2
6		MS24665-628*	96906	Cotter Pin 1/4 x 3	1

**WHEN ORDERING PARTS, SPECIFY MODEL NUMBER, SERIAL
NUMBER AND DESCRIPTION OF PART REQUIRED**

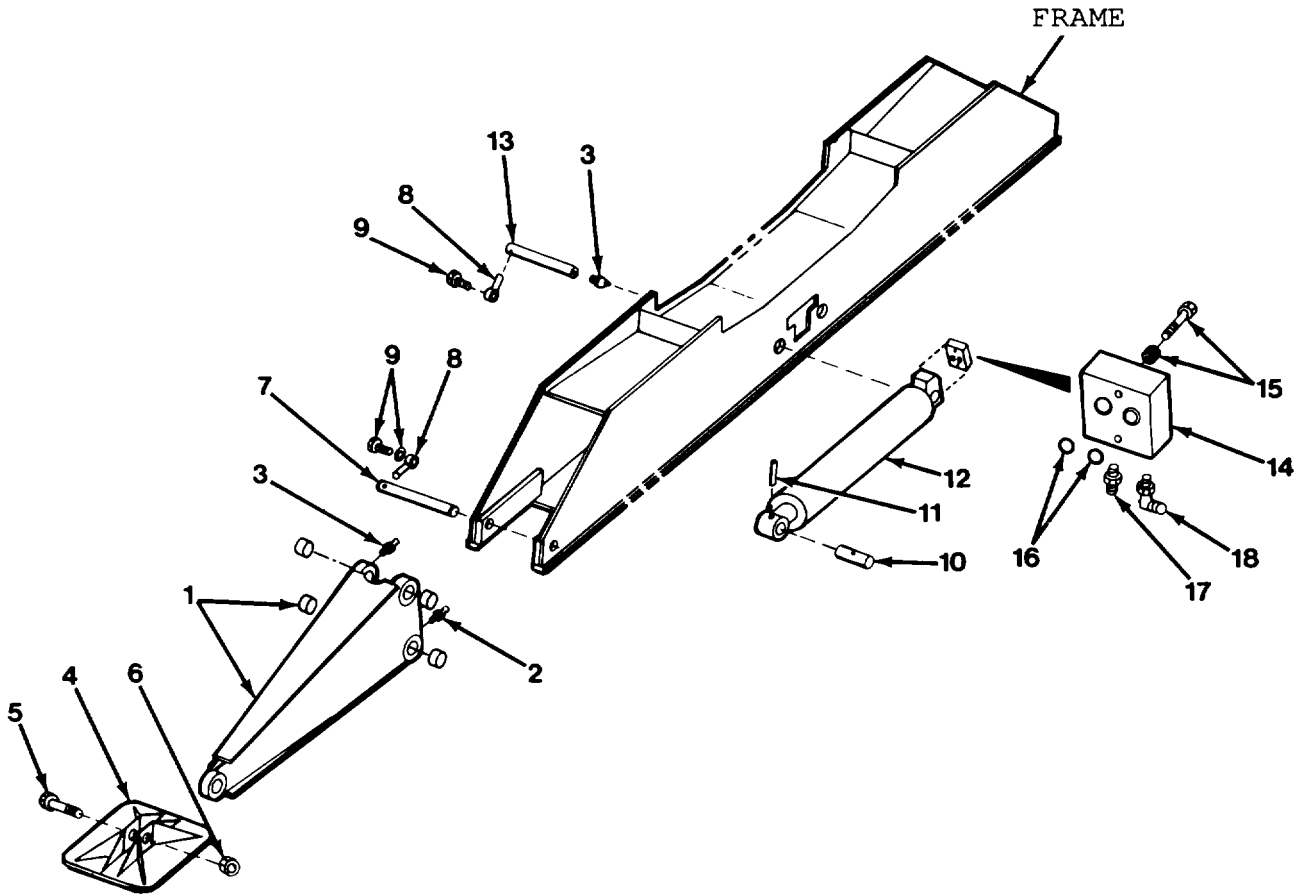


Figure 15-11. Type II Outriggers.

(15-25 blank) 15-26

FIG IND NO	PART NO	VENDOR PART NO	FSCM	DESCRIPTION	QTY
	709A1827		81495	OUTRIGGER ASS'Y (INCLUDES ITEMS 1 THRU 18)	1
1	709F1826		81495	BEAM W/BUSHINGS	4
	709 1634		81495	BUSHING, BEAM	16
2	1213-6	MS15003-6	96906	ZERK, GREASE	8
3	364 0002	MS15003-1	96906	ZERK, GREASE	12
4	709F1946		81495	PAD, OUTRIGGER	4
5	709 1626		81495	BOLT, SPECIAL	4
6	081 324 31	DIN985-M24 -6/8-A4C	15526	NUT, M24	4
	085 125 44	DIN125A-M24 TP200-A4C	15526	WASHER, M25	4
7	709 1627		81495	PIN	4
8	706 9449		81495	END, ROD	8
9	071 416 40	DIN933-M16X 40-8.8-A4C	15526	CAPSCREW, M16 X 40	8
	085 316 28	DIN127B-M16- HRC44-51-A4C	15526	LOCKWASHER, M16	8
10	709 1628		81495	PIN	4
11	1227-410		81495	PIN	4
12	SEE FIG 10-5			CYLINDER	4
13	709 1757		81495	PIN	4
14	SEE FIG 10-6			VALVE, HOLD	4
15	071 308 26	DIN931-M8X 50-8.8-A4C	15526	SCREW, M8 X 50	8
	085 308 16	DIN127B-M8- HRC44-51-A4C	15526	LOCKWASHER, M8	8
16	460 0838	012 90N	02697	RING, "O"	8
17	362 0496	0503-6-6	57760	*ADAPTER	4
18	1219-776	2503-6-6	57760	*ELBOW	4

*REFER TO ANNEX A FOR O-RINGS

WHEN ORDERING PARTS SPECIFY MODEL NUMBER, SERIAL
NUMBER AND DESCRIPTION OF PART REQUIRED

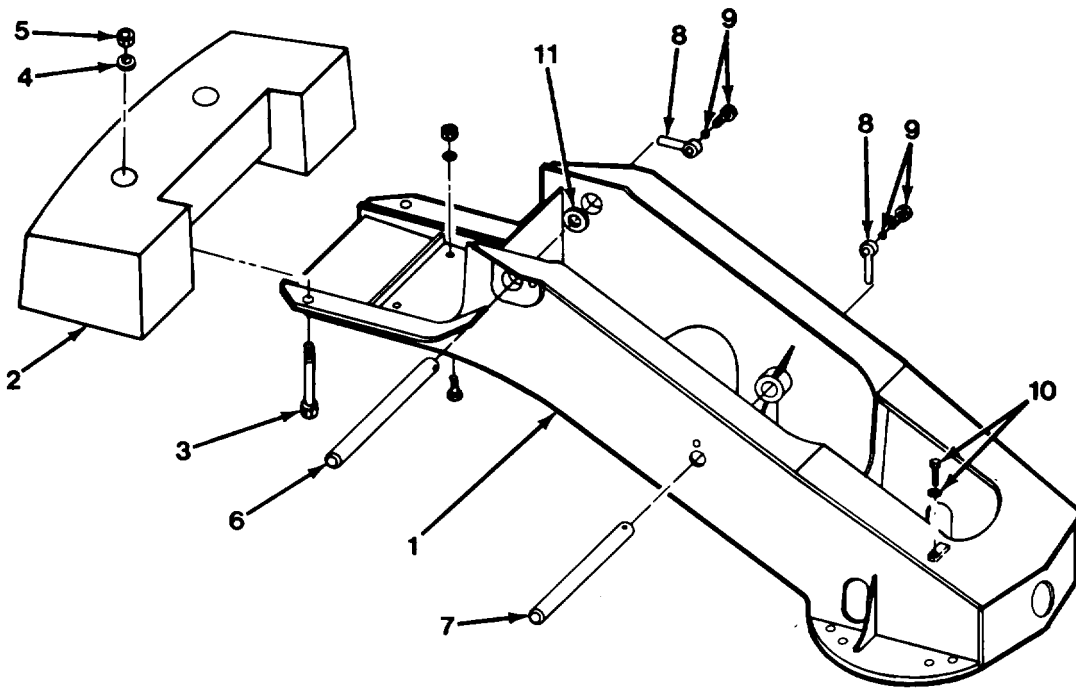


Figure 15-12. Type II Upperstructure.

FIG IND NO	PART NO	VENDOR PART NO	FSCM	DESCRIPTION	QTY
1	709F1499		81495	UPPERSTRUCTURE	1
2	709B1470		81495	COUNTERWEIGHT	1
3	071 336 44	DIN931-M36X 220-8.8-A4C	15526	CAPSCREW, M36 X 220	2
4	085 137 69	DIN126-M36 -A4C	15526	WASHER, M37	2
5	081 336 40	DIN985-M36 A4C	15526	LOCKNUT, M36	2
6	709 1423		81495	PIN, BOOM BASE	1
7	709 1422		81495	PIN, HOIST BASE	1
8	709 1424		81495	END, ROD	2
9	071 424 48	DIN933-M24X 60-8.8-A4C	15526	CAPSCREW, M24X 60	2
	085 324 39	DIN127B-M24- HRC44-51-A4C	15526	LOCKWASHER, 24M	2
10	709 1360		81495	PIN, STOP	1
	085 324 39	DIN127B-M24- HRC44-51-A4C	15526	LOCKWASHER, 24M	1
11	707 2336		81495	SHIM	2

WHEN ORDERING PARTS, SPECIFY MODEL NUMBER, SERIAL
NUMBER AND DESCRIPTION OF PART REQUIRED

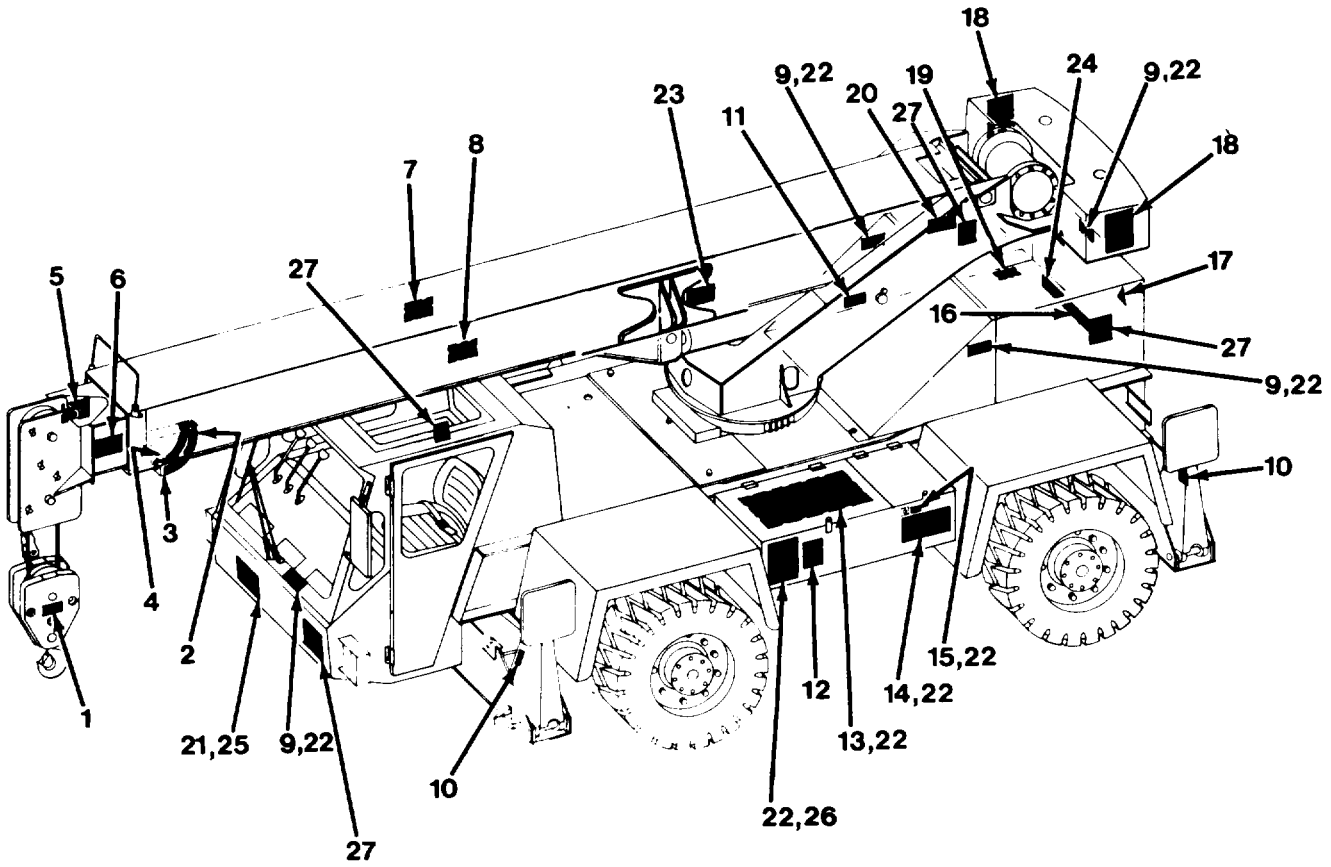


Figure 15-13. Type II Marking Decals.

FIG IND NO	PART NO	VENDOR PART NO	FSCM	DESCRIPTION	QTY
	709A1328		81495	MARKING ASS'Y (INCL. ITEMS 1 THRU 26)	1
1	12400-2		81495	DECAL, HOOK BLOCK	1
2	12400-255		81495	DECAL, BOOM ANGLE	1
3	12400-256		81495	DECAL, BOOM ANGLE	1
4	12400-257		81495	DECAL, BOOM ANGLE	1
5	12400-258		81495	DECAL, BOOM LENGTH	1
6	12400-260		81495	DECAL, BOOM LENGTH	1
7	12400-259		81495	DECAL, BOOM LENGHT	1
8	12400-261		81495	DECAL, BOOM LENGTH	1
9	12400-280		81495	DECAL, HEARING PROTECTION	4
10	12400-283		81495	DECAL, STABILIZER CAUTION	4
11	12400-396		81495	DECAL, HOIST CYLINDER	1
12	12400-292		81495	DECAL, HAND SIGNAL	1
13	12400-294		81495	DECAL, SHIPPING DATA	1
14	12400-278		81495	DECAL, LUB. CHART	2
15	12400-279		81495	PLATE, SLAVE RECEPTACLE	1
16	12260-804		81495	DECAL, LORAIN	1
17	12260-701		81495	DECAL, FAN	2
18	12400-223		81495	DECAL, TAILSWING	2
19	12400-281		81495	DECAL, TRANSMISSION OIL	1
20	12400-282		81495	DECAL, ENGINE OIL	1
21	1233-35		81495	MACHINE SCREW #6-32 X 1/2 SL. PAN HD.	4
	331 0600		81495	WASHER, #6 SAE	4
	1205-1		81495	NUT, #6-32	8
22	1212-48		81495	RIVET, POP 1/8 X 3/8 LG ALUM.	32
23	12400-291		81495	DECAL, SLING POINT	4
24	12400-358		81495	DECAL, SCALDING, WATER	1
25	709 4467	MIL-S-40626	81349	SIGN, VEHICLE WT	1
26	12262-614		81495	DECAL, CAPACITY CHART	1
27	709 4468	12343421	19207	DECAL, ELECTRICAL WARNING KIT, 3 LARGE, 1 SMALL	1

WHEN ORDERING PARTS, SPECIFY MODEL NUMBER SERIAL
NUMBER AND DESCRIPTION OF PART REQUIRED

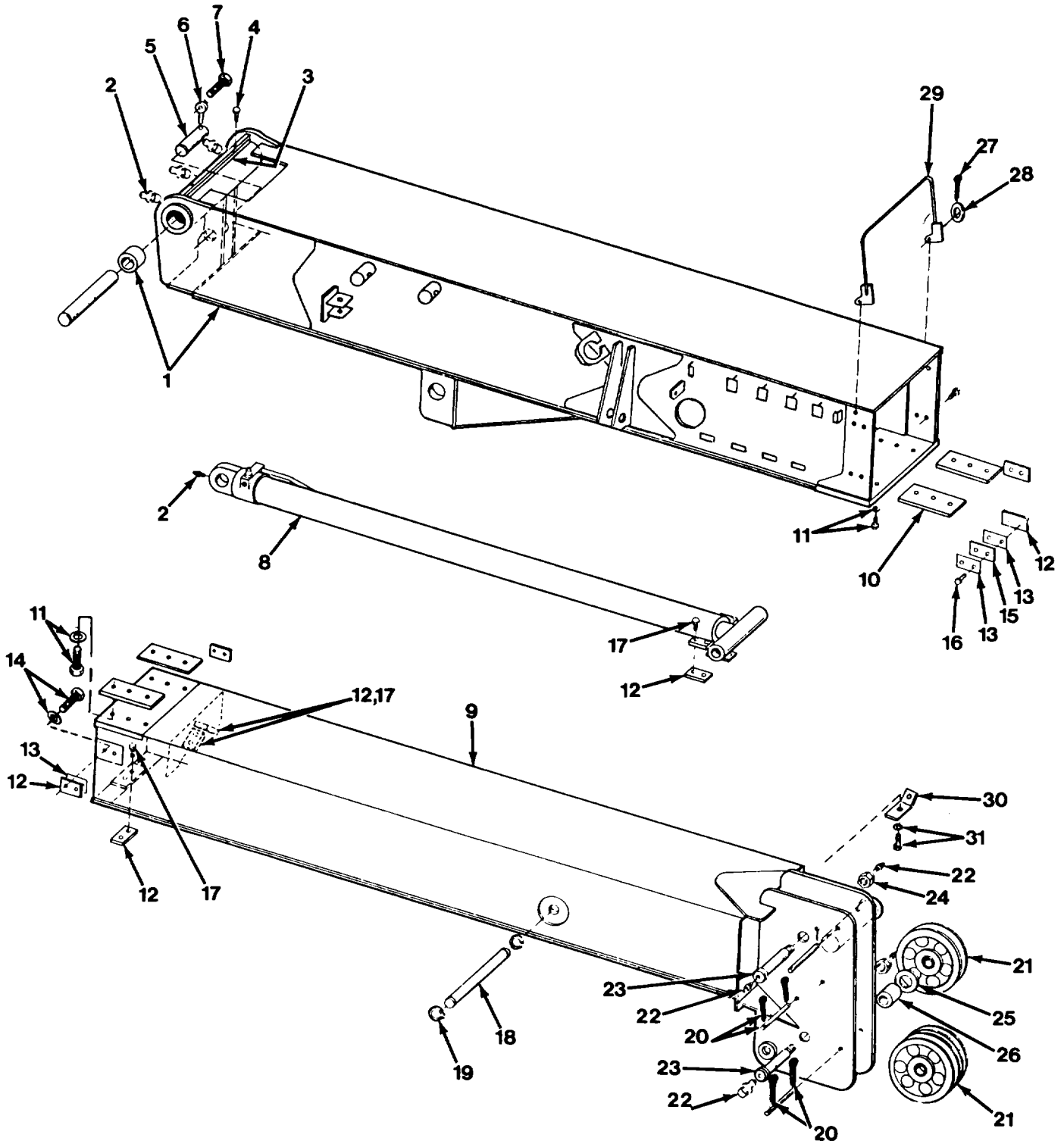


Figure 15-14. Type II Boom.

FIG IND NO	PART NO	VENDOR PART NO	FSCM	DESCRIPTION	QTY
	709A1503-2		81495	BOOM ASSEMBLY (INCL. ITEMS 1 THRU 31)	1
1	709F1357		81495	BOOM, BASE	1
	709 1589		81495	BUSHING	2
2	1213-6	MS15003-6	96906	ZERK, GREASE	3
3	709 1576		81495	BAR, WEAR	1
4	072 410 08	DIN6912-M10X 25-8.8-A4C	81495	CAPSCREW, M10 X 25 SOCKET HD	2
5	709 1572		81495	PIN	1
6	709 1573		81495	END, ROD	1
7	071 410 28	DIN933-M10X 30-8.8-A4C	15526	CAPSCREW, M10X 30	1
8	SEE FIG 10-32			CYLINDER, EXTEND	1
9	709F4259		81495	TIP,BOOM	1
10	709 1564		81495	PAD	4
11	071 410 28	DIN933-M10X 30-8.8-A4C	15526	CAPSCREW, M10 X 30	12
	085 110 21	DIN125A-M10 -TP200-A4C	15526	WASHER, M10	12
12	709 1563		81495	PAD	11
13	709 1508		81495	SHIM	34
14	071 410 28	DIN933-M10X 30-8.8-A4C	15526	SCREW, M10 X 30	4
	085 110 21	DIN125A-M10 -TP200-A4C	15526	WASHER, M10	4
15	709 1504		81495	SPACER	4
16	071 410 36	DIN933-M10X 40-8.8-A4C	15526	CAPSCREW, M10 X 40	8
	085 110 21	DIN125A-M10 -TP200-A4C	15526	WASHER, M10	8
17	071 410 16	DIN933-M10X 20-8.8-A4C	15526	CAPSCREW, M10 X 20	10
18	709 1574		81495	PIN	1
19	1220-105	5160-150	79136	RING, SNAP	2
20	709 1567		81495	PIN	3
	1222-239	21-08	96652	PIN, COTTER HAIR, 1" DIA	6

WHEN ORDERING PARTS, SPECIFY MODEL NUMBER, SERIAL
NUMBER AND DESCRIPTION OF PART REQUIRED

FIG IND NO	PART NO	VENDOR PART NO	FSCM	DESCRIPTION	QTY
21	709A1565		81495	SHEAVE W/BUSHING	3
	709 1584		81495	BUSHING	3
22	1213-1	MS15003-1	96906	ZERK, GREASE	4
23	709 1575		81495	PIN, BOOM	2
24	081 330 35	DIN985-M30 -6/8-A4C	15526	NUT, LOCK, M30	2
25	709 1879		81495	SPACER, WASHER	2
26	709 1569		81495	TUBE	1
27	091 703 04	DIN94-M3.2X 25-A4C	15526	PIN, COTTER, M3.2X25	2
28	085 113 24	DIN125A-M12 -TP200-A4C	15526	WASHER, M12	2
29	709F1579		81495	BRACKET	1
30	709 4254		81495	PLATE	1
31	071 412 16	DIN933-M12X 20-8.8-A4C	15526	CAPSCREW, M12X20	1
	085 312 21	DIN127B-M12- HRC44-51-A4C	15526	LOCKWASHER, M12	1

WHEN ORDERING PARTS, SPECIFY MODEL NUMBER, SERIAL
NUMBER AND DESCRIPTION OF PART REQUIRED

FIG IND NO	PART NO	VENDOR PART NO	FSCM	DESCRIPTION	QTY
	709A1948		81495	HEATER ASS'Y (INCL. ITEMS 1 THRU 22)	1
1	1223 737		81495	FAN	1
2	071 405 24	DIN933-M5X 16-8.8-A4C	15526	BOLT, M5 X 16	3
3	085 305 09	DIN127B-M5- HRC44-51-A4C	15526	LOCKWASHER, M5	3
4	1209-1 SEE FIG. 14-9		81495	PLAINWASHER, 3/16 REG HEATER	3 1
5	081 106 10	DIN934-M6- 10-A4C	15526	NUT, M6	4
	085 306 12	DIN1278-M6- HRC44-51-A4C	15526	LOCKWASHER, M6	4
6	1221-66	2572	70485	GROMMET	1
7	1240-16	6	70482	CLAMP	3
8	1276-6		81495	HOSE, HEATER SAE 20R3 CLASS D2 5/8 X 6 IN.	1
9	1219-190	V404P-10-6	45681	VALVE	1
10	12019-376	269HB-10-6	57760	ELBOW, 90° BRASS	3
11	1276-163		81495	HOSE, HEATER SAE 20R3 CLASS D2 5/8 X 163 IN.	1
12	1276-187		81495	HOSE, HEATER SAE 20R3 CLASS D2 5/8 X 187 IN.	1
13	200B2007-7		81495	CLAMP	3
14	081 308 13	DIN985-M8- 6/8-A4C	15526	NUT, M8	5
	085 113 24	DIN125A-M12- TP200-A4C	15526	LOCKWASHER, M12	5
15	200B2007-67		81495	CLAMP	4
16	1219-97	209P-8-6	30780	BUSHING, 3/8-1/2	2
17	1223-158	11140	19328	WIRE, 14 GA 19X27 7 IN. BLACK	1
18	1223-264		81495	SPLICE, BUTT	1
19	1222-202	MS3367-3	96906	WRAP, TIE	6
20	1223-43		81495	GROMMET	1
21	12168-6	1375-1/2-B3	57137	FLEXTRIM, 1/2 X 19/32 X 6"	1
22	1240-224	8H	66295	CLAMP	3

WHEN ORDERING PARTS, SPECIFY MODEL NUMBER, SERIAL
NUMBER AND DESCRIPTION OF PART REEQUIRED

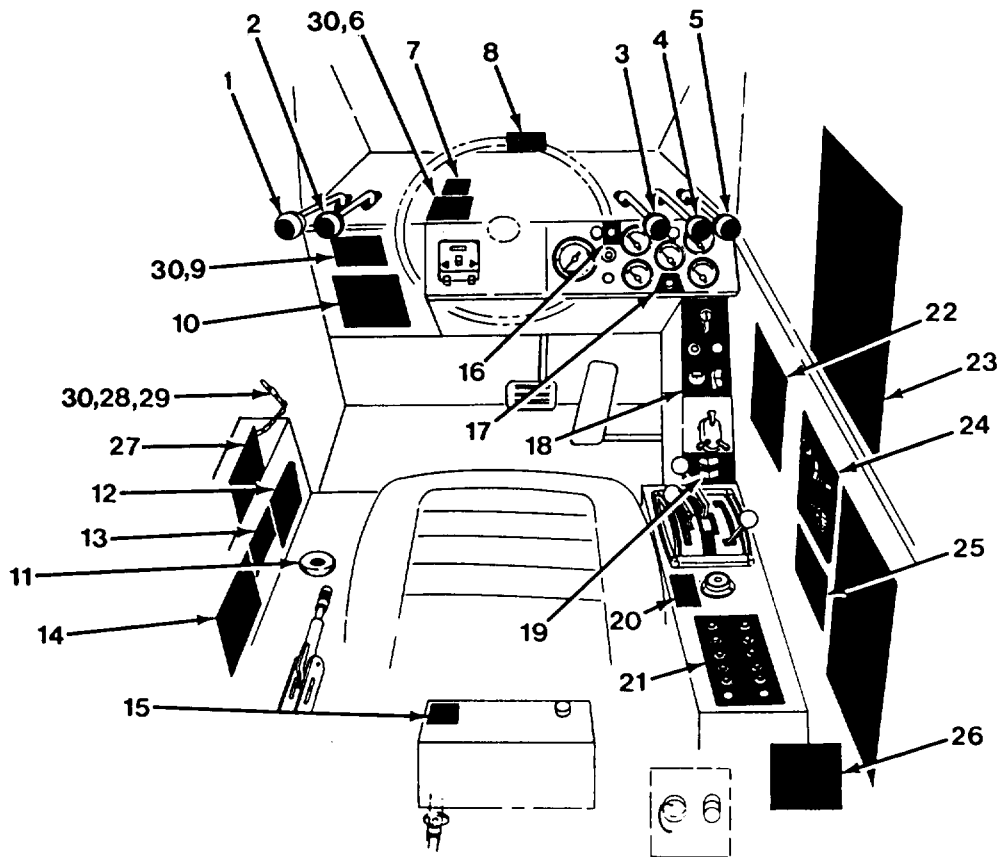


Figure 15-16. Type II Marking Decals.

FIG IND NO	PART NO	VENDOR PART NO	FSCM	DESCRIPTION	QTY
	709A1824-2			MARKING ASS'Y (INCL. ITEMS 1 THRU 27)	1
1	12400-268		81495	DECAL, SWING	1
2	12400-266		81495	DECAL, TELESCOPE	1
3	12400-271		81495	DECAL, BOOM HOIST	1
4	12400-267		81495	DECAL, WINCH	1
5	12400-232		81495	DECAL, OUTRIGGER	1
6	12400-285		81495	DECAL, WARRANTY	1
7	12400-237		81495	DECAL, BRAKE	1
8	12260-844		81495	DECAL, EMERGENCY EXIT	1
9	12400-287		81495	DECAL, IDENTIFICATION	1
10	12400-292		81495	DECAL, HAND SIGNALS	1
11	12260-265		81495	DECAL, HEATER KNOB	1
12	12400-238		81495	DECAL, PARKING BRAKE	1
13	12400-231		81495	DECAL, STEERING SELECTOR	1
14	12260-96		81495	DECAL, PCSA #4	1
15	12400-230		81495	DECAL, HEATER	1
16	12400-229		81495	DECAL, HORN, AXLE CENTER	1
17	12400-228		81495	DECAL, COLD START	1
18	12400-235		81495	DECAL, IGNITION, LIGHTS	1
19	12400-236		81495	DECAL, OUTRIGGER SWITCHES	1
20	12400-239		81495	DECAL, NEUTRAL START	1
21	12400-234		81495	DECAL, CIRCUIT BREAKER	1
22	12260-589		81495	DECAL, ALTERNATOR	1
23	12400-252		81495	DECAL, DANGER/CAUTION	1
24	12400-240		81495	DECAL, ANTI-TWO	1
25	12400-71		81495	DECAL, PERSONNEL	1
26	12400-233		81495	DECAL, REAR CAB MODULE	1
27	12262-615		81495	DECAL, CAPACITY CHART	1
28	412 8007		81495	CHAIN #35 STL SASH X 36" LG	1
29	1222-258		81495	RING, SPLIT	1
30	1212-48		81495	RIVET, POP 1/8 X 3/8 LG ALUM. (FOR ITEMS 6, 9, 27)	9

WHEN ORDERING PARTS, SPECIFY MODEL NUMBER, SERIAL
NUMBER AND DESCRIPTION OF PART REQUIRED

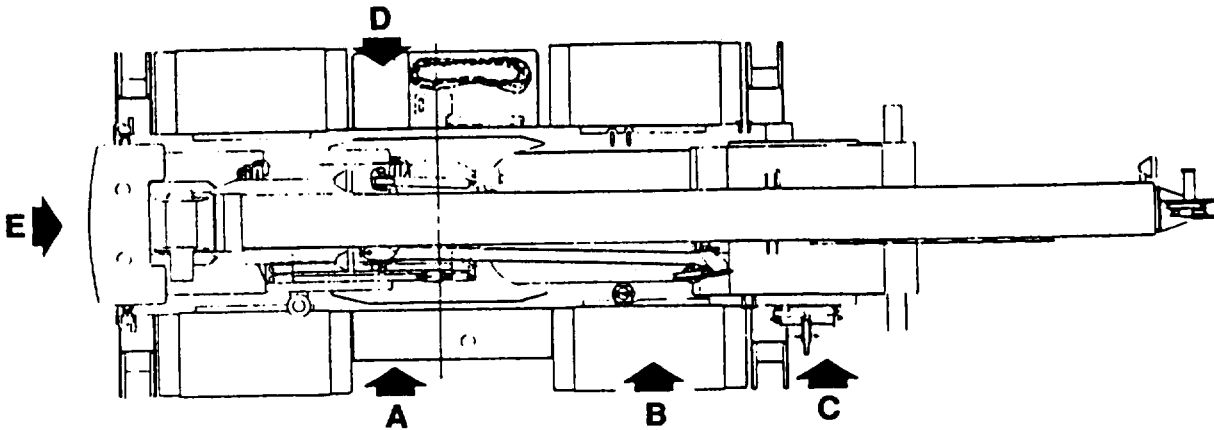


Figure 15-17. Sectionalization Assembly.

FIG IND NO	PART NO	VENDOR PART NO	FSCM	DESCRIPTION	QTY
	709A1750		81495	Reassembly Kit (Incl. Items 1 thru 42) See Figures 15-18, 15-19, 15-20 and 15-21	1
1	709 1362		81495	Pin	11
2	1222-274	30-27	96652	Pin, Detent	11
3	12219-15		81495	Rope, Wire 3/32 7x7 Plastic Coated to 1/8" Aircraft	24
4	1222-225		81495	Sleeve	59
5	709F1353		81495	Clevis	1
6	071 408 25	DIN933-M8X 20-10.9-BN71	15526	Capscrew, M8 x 20 mm	5
7	085 908 20	DIN7349-M8 -A4C	15526	Washer, M8	5
8	085 308 16	DIN127B-M8-HRC44-51-A4C	15526	Lockwasher, M8	6
9	709 1967		81495	Pin	3
10	1222-293	28-04	96652	Pin, Hitch	21
11	709A1274		81495	Hose, Extension	2
	200B2385-10		81495	Label (H10)	1
	200B2385-11		81495	Label (H11)	1

WHEN ORDERING PARTS, SPECIFY MODEL NUMBER, SERIAL NUMBER AND DESCRIPTION OF PART REQUIRED

FIG IND NO	PART NO	VENDOR PART NO	FSCM	DESCRIPTION	QTY
12	709 1368		81495	PIN	2
13	SEE FIG 15-23			MAST ASSEMBLY	1
14	709F1443		81495	ROD, TRUSS	2
15	709F1453		81495	ARM	1
16	709F1486		81495	POST	1
17	709F1483		81495	EYE	4
18	709A1565		81495	SHEAVE W/BUSHING	3
	709 1584		81495	BUSHING	3
19	709 1364		81495	PIN	8
20	SEE FIG 15-22			PIVOT ASSEMBLY	1
21	709F1446		81495	TOGGLE	2
22	709 1396		81495	LINK	4
23	709F1489		81495	POST	1
24	709 1864		81495	SHAFT	1
25	1222-296	21-06	96652	COTTER, HAIR PIN, 1/2" DIA	2
26	709F1868		81495	CAPSCREW, 1-3/4 X 4-1/2, GR. 8 SPECIAL	2
27	709F1875		81495	POST, BOOM SUPPORT	1
28	709F1873		81495	POST, COUNTERWEIGHT SUPPORT	1
29	709 1877		81495	TUBE	1
30	SEE FIG 15-24			KIT, TOOL, REASSEMBLY	1
31	12219-21		81495	ROPE, WIRE 3/32 7X7 PLASTIC COATED TO 1/8" AIRCRAFT	4
32	709 1966		81495	PLUG & RECEPTACLE	1
33	709 1998		81495	PLATE, TWO BLOCK	1
34	709F1283		81495	ROD, ADJ. TRUSS	1
35	709F1284		81495	END, ROD	1
36	709 1288		81495	NUT, JAM (MANUFACTURED)	1
37	362 4704	5657-10	01276	CAP	2
38	362 4705	5659-10	01276	PLUG	2
39	362 4810	5657-12	01276	CAP	2
40	362 4811	5959-12	01276	PLUG	2
47	363 4010	5657-16	01276	CAP	2
42	363 4011	5659-16	01276	PLUG	2

WHEN ORDERING PARTS, SPECIFY MODEL NUMBER, SERIAL
NUMBER AND DESCRIPTION OF PART REQUIRED

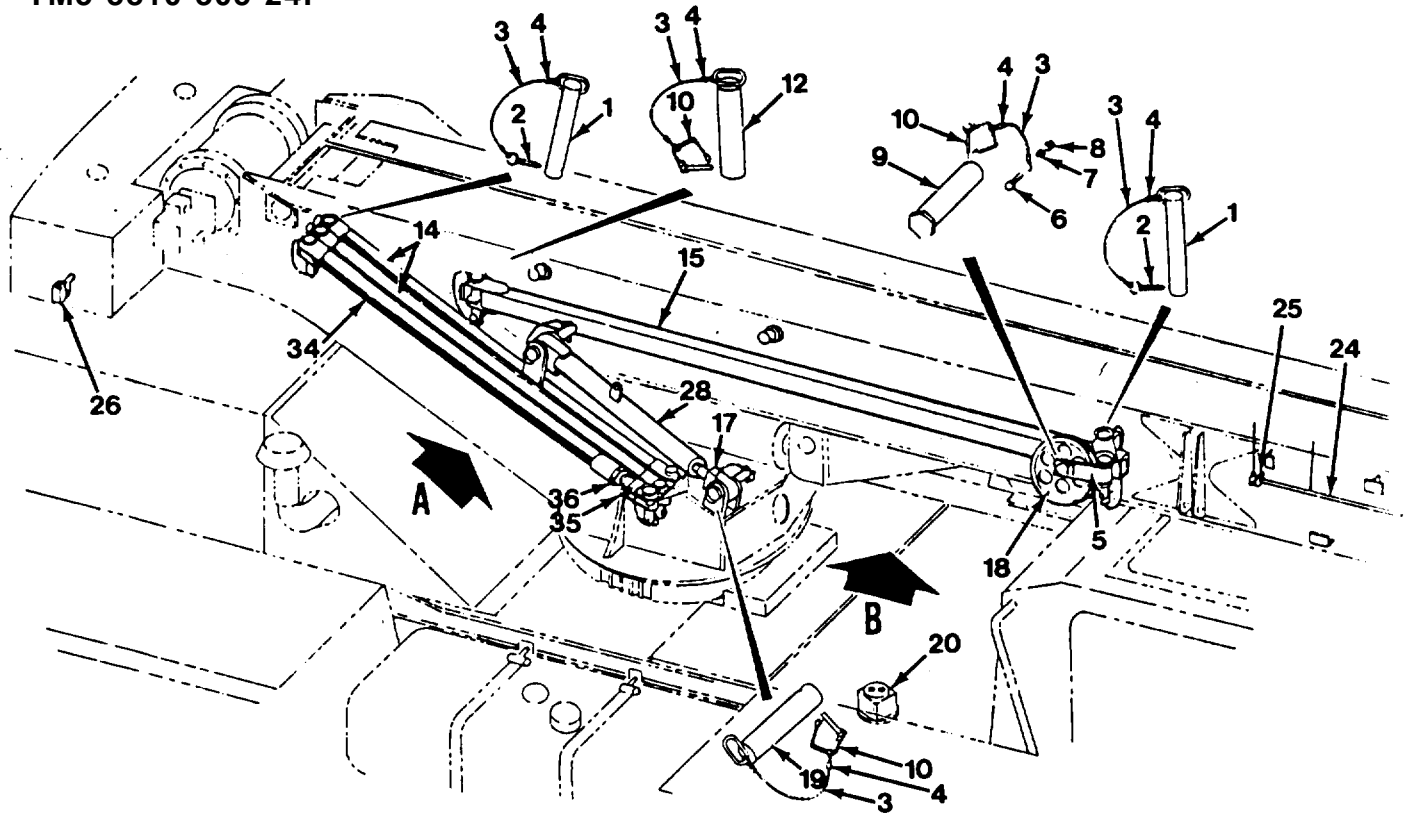


Figure 15-18. Type II Sectionalization Assembly.

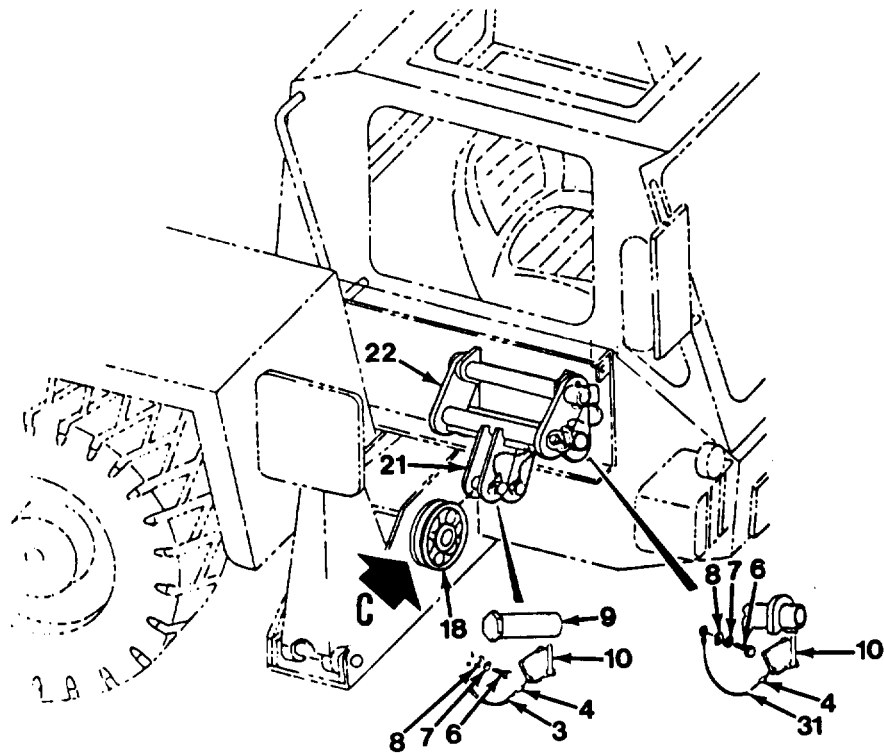


Figure 15-19. Type II Sectionalization Assembly.

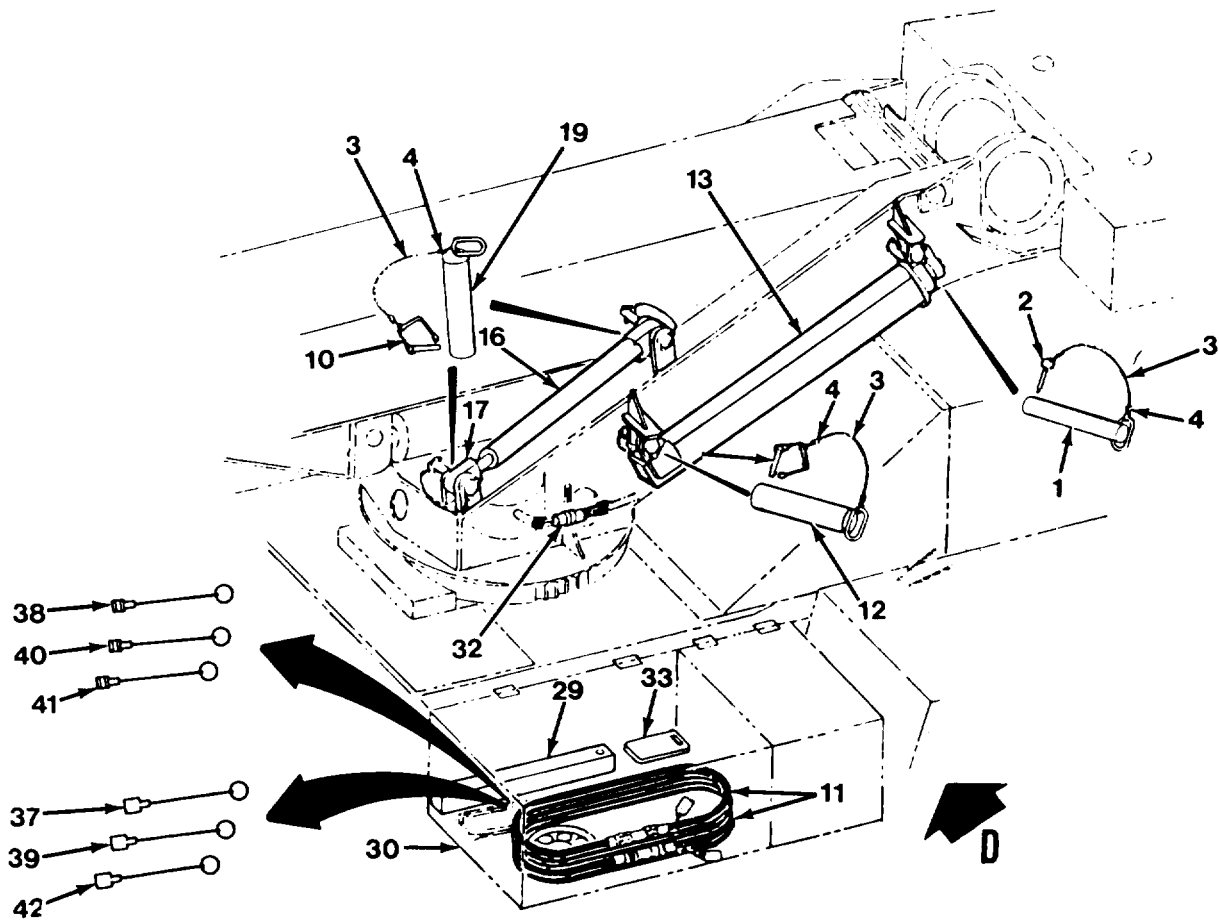


Figure 15-20. Type II Sectionalization Assembly.

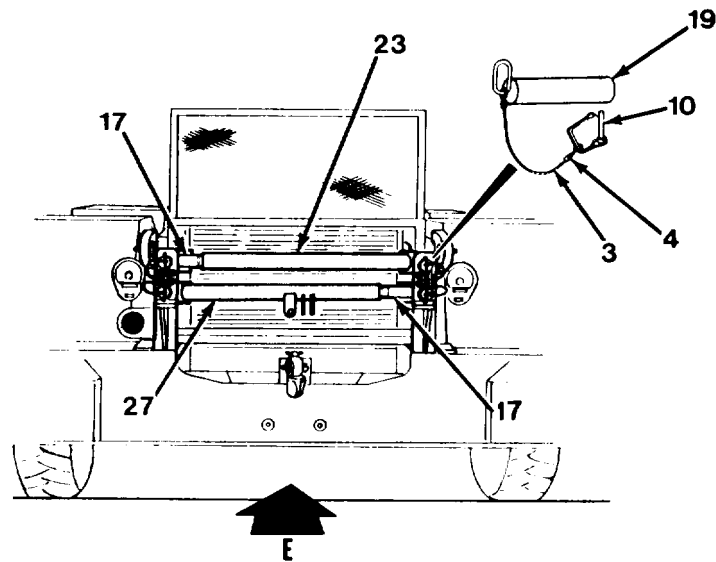


Figure 15-21. Type II Sectionalization Assembly.

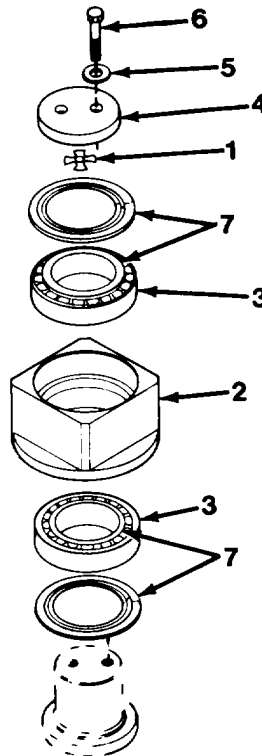


Figure 15-22. Type II Pivot Assembly.

FIG IND NO	PART NO	VENDOR PART NO	FSCM	DESCRIPTION	QTY
	709A1377		81495	Pivot Ass'y (Incl. Items 1 thru 7)'	1
1	12429-1		81495	Gauge, Shim (0.06")	2
	12427-1		81495	Gauge, Shim (0.12")	2
	708 6978		81495	Shim (0.105")	1
	708 6977		81495	Shim (0.025")	4
	708 6976		81495	Shim (0.010")	2
	708 6975		81495	Shim (0.005")	1
	708 6974		81495	Shim (0.002")	2
2	709 1399		81495	Pivot	1
3	404 3304	394A	60038	cup	2
4	709 1458		81495	Cap	1
5	085 113 24	DIN125A-M12-TP200-A4C	15526	Washer, M12	2
6	071 312 17	DIN931-M12X 50-8.8-A4C	15526	Capscrew, M12 x 50	2
7	404 2510	395LA90328	60038	Cone	2

WHEN ORDERING PARTS, SPECIFY MODEL NUMBER, SERIAL NUMBER AND DESCRIPTION OF PART REQUIRED

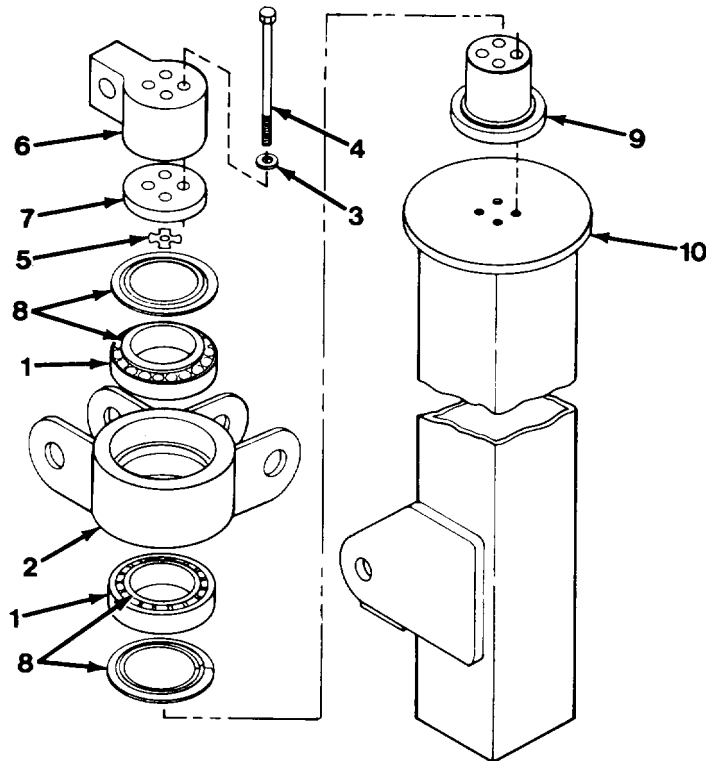


Figure 15-23. Type II Mast Assembly.

FIG IND NO	PART NO	VENDOR PART NO	FSCM	DESCRIPTION	QTY
	709A1376		81495	Mast Ass'y (Incl. Items 1 thru 10)	1
1	404 3304	394A	60038	cup	1
2	709F1440		81495	Swivel	1
3	085 117 30	DIN125A-M16- TP200-A4C	15526	Washer, M16	4
4	071 316 73	DIN931-M16x 160-8.8-A4C	15526	Capscrew, M16 X 160	4
5	12429-1		81495	Gauge, Shim (0.06")	2
	12427-1		81495	Gauge, Shim (0.12")	2
	708 6978		81495	Shim (0.105")	1
	708 6977		81495	Shim (0.025")	4
	708 6976		81495	Shim (0.010")	2
	708 6975		81495	Shim (0.005")	1
	708 6974		81495	Shim (0.002")	2
6	709 1457		81495	Cap	1
7	709 1459		81495	Spacer	1
8	404 2510	395LA90328	60038	Cone	2
9	709 1461		81495	Spud	1
10	709F1468		81495	Mast	1

**WHEN ORDERING PARTS, SPECIFY MODEL NUMBER, SERIAL
NUMBER AND DESCRIPTION OF PART REQUIRED**

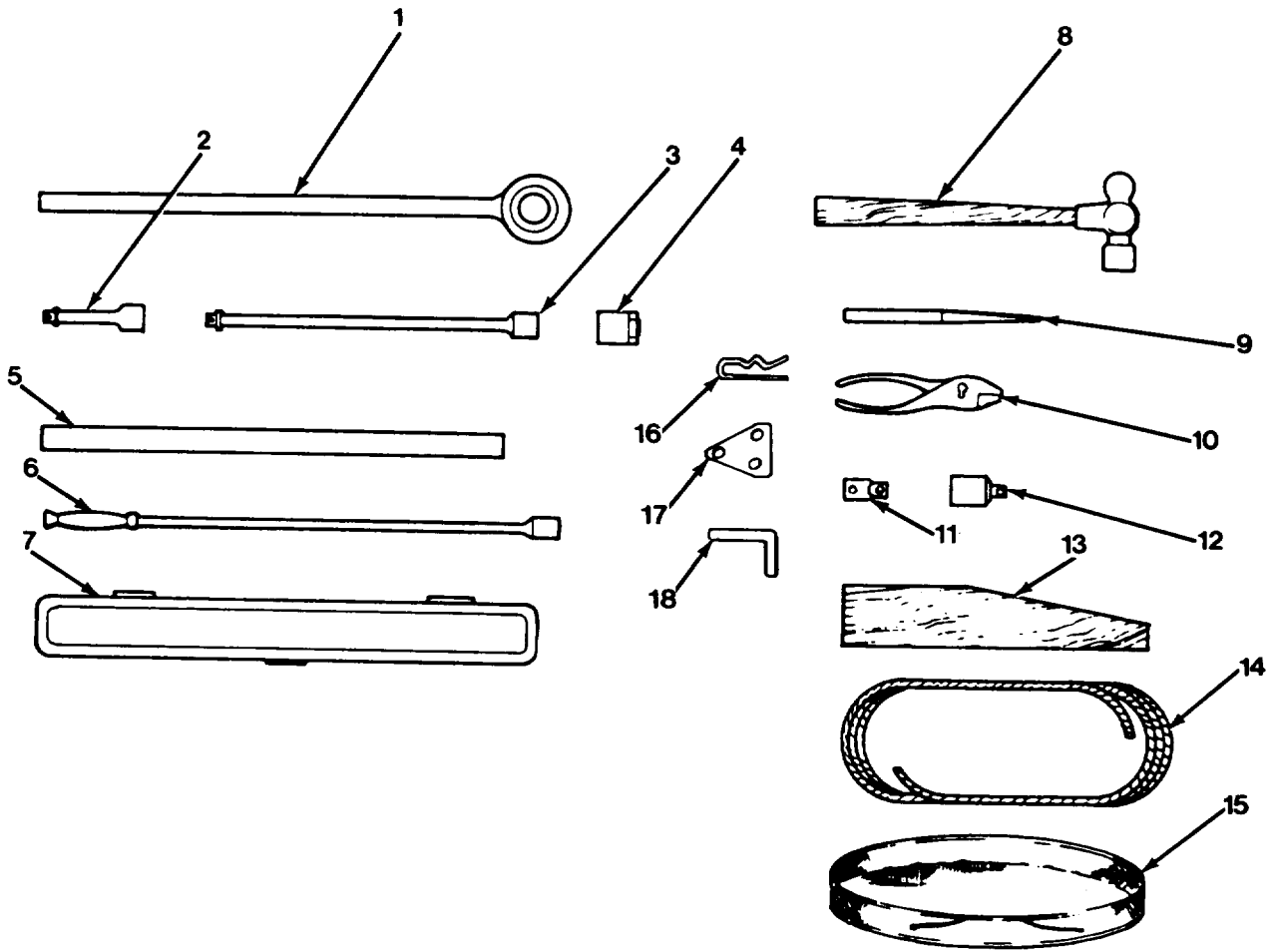


Figure 15-24. Type II Sectionalization Tool Kit.

FIG IND NO	PART NO	VENDOR PART NO	FSCM	DESCRIPTION	QTY
	709A1889		81495	TOOL KIT, REASSEMBLY (INCL. ITEMS 1 THRU 18)	1
1	709 1880	GA184A	55719	MULTIPLIER, TORQUE	1
2	709 1881	GL42	55719	BAR, EXTENSION (3/4 X 5)	1
3	1226-58	L122	557919	BAR,EXTENSION (3/4 X 16")	1
4	709 1884	LDHM362	55719	SOCKET, 36MM	1
5	709 1977		81495	BAR, EXTENSION	1
6	1226-57	5668	09669	BAR, BREAKER	1
7	709 1885	TQR250	81495	WRENCH, TORQUE W/CASE	1
8	1226-1	BPM168	55719	HAMMER, 16OZ	1
9	1226-62	1816A	55719	PUNCH, LONG TAPER	1
10	1226-3	K-6	09669	PLIERS, 6"	1
11	709 1970	GLA12	55719	ADAPTER, 1/2F X 3/4 M	1
12	709 1996	GLA62	55719	REDUCER, 3/4F-1/2M	1
13	709 1985		81495	WEDGE, WOOD	1
14	12178-144		81495	ROPE, 12', 3/8" POLYPROPYLENE 2430 LB BREAK STRENGTH	1
15	709 4324		81495	BAG	1
16	354 1011	9017A114	39428	PIN, HAIR	1
17	709F4327		81495	WRENCH	1
18	610 1039		81495	WRENCH, 6 MM ALLEN	1

WHEN ORDERING PARTS, SPECIFY MODEL NUMBER, SERIAL
NUMBER AND DESCRIPTION OF PART REQUIRED

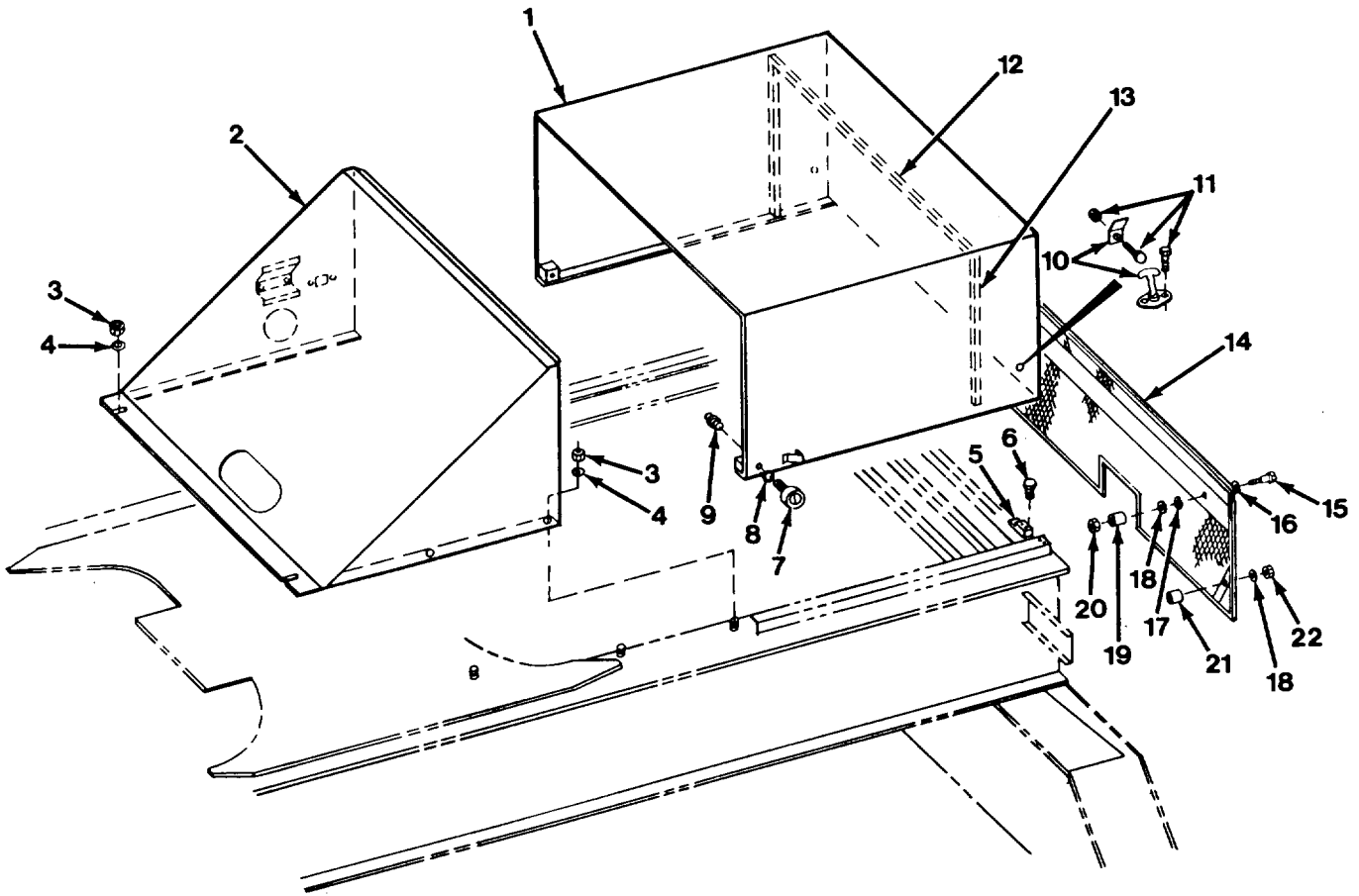


Figure 15-25. Type II Engine Housing.

FIG IND NO	PART NO	VENDOR PART NO	FSCM	DESCRIPTION	QTY
	709A1752-2		81495	ENGINE HOUSING ASSEMBLY (INCL. ITEMS 1 THRU 22)	1
1	709 4344		81495	HOOD, ENGINE	1
2	709 1733		81493	SUPPORT, HOOD	1
3	081 308 13	DIN985-M8 -6/8-A4C	15526	LOCKNUT, M8	6
4	086 211 05	DIN125A-M10 -TP-200-A4C	15526	WASHER, M10	6
5	709 1749		81495	BLOCK	2
6	071 406 52	DIN933-M6X 35-8.8-A4C	15526	SCREW, M6 X 35	4
7	1217-349		81495	FOLLOWER, CAM	2
8	085 316 27	DIN127B-M16- HRC44-51-A4C	15526	LOCKWASHER, M16	2
9	1213-11	1728-B	02260	ZERK, GREASE	2
10	372 3041	110L01-1-2AA	08733	LATCH	2
11	307 0000	DIN85A-M4X 12-4.8-A4C	15526	CAPSCREW, M4 X 12	8
	340 0002	DIN985-M4- 6/8-A4C	15526	LOCKNUT, M4	4
12	12148-36	EPT42G	72781	STRIPPING, 1 X 1 36" ADH.	1
13	12148-18.5	EPT42G	72781	STRIPPING, 1 X 1 X 18.5" ADH.	2
14	709 4316		81495	GUARD, GRILL	1
15	1203-194		81495	BOLT, SHOULDER, 3/8 X 1-3/4, 5/16C X 1/2 SOCK, HD.	2
16	334 2007	9713K79	39428	WASHER, SPRING	2
17	330 2000		81495	WASHER, 3/8 X .083	2
18	331 2000		81495	WASHER, 3/8 X .065	6
19	709 4318		81495	BOSS	2
20	1205-34	21NE-058	72962	LOCKNUT, 5/16C	2
21	709 4317		81495	BOSS	2
22	081 310 16	DIN985-M10 -6/8-A4C	15526	NUT, M10	2

WHEN ORDERING PARTS, SPECIFY MODEL NUMBER, SERIAL
NUMBER AND DESCRIPTION OF PART REQUIRED

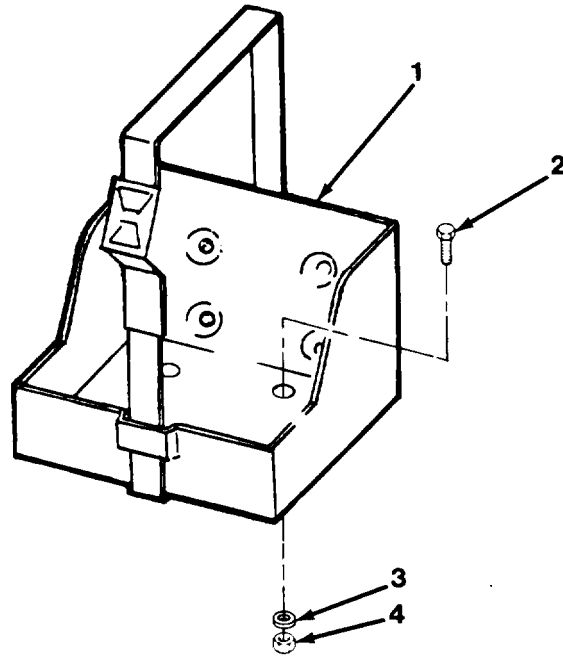


Figure 15-26. Type II Bracket.

FIG IND NO	PART NO	VENDOR PART NO	FSCM	DESCRIPTION	QTY
	709A1831		81495	Can Bracket Ass'y (Includes Items 1 thru 4)	1
1	420 4967	MS53052-1	56926	Bracket Assembly	1
2	1200-373	DIN933-M10X 35-8.8-A4C	15526	Capscrew, M10 x 35	4
3	085 910 25	DIN7349- M10-A4C	15526	Plainwasher, M10	4
4	081 310 16	DIN985-M10 -6/8-A4C	15526	Locknut, M10	4

**WHEN ORDERING PARTS, SPECIFY MODEL NUMBER, SERIAL
NUMBER AND DESCRIPTION OF PART REQUIRED**

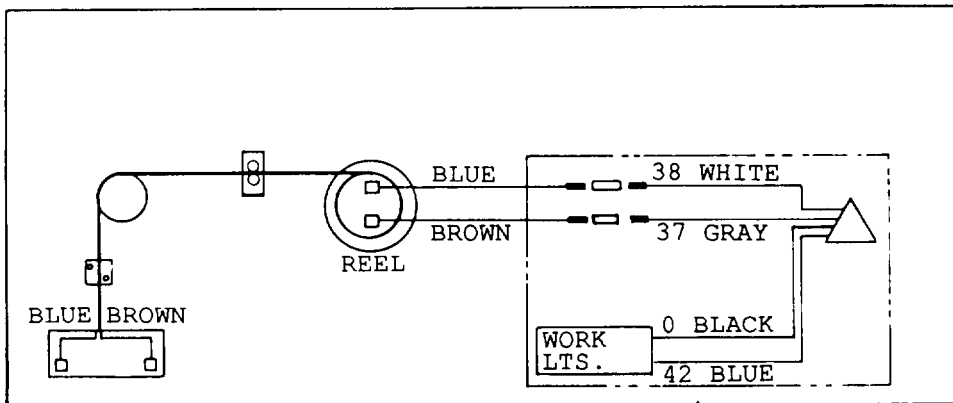
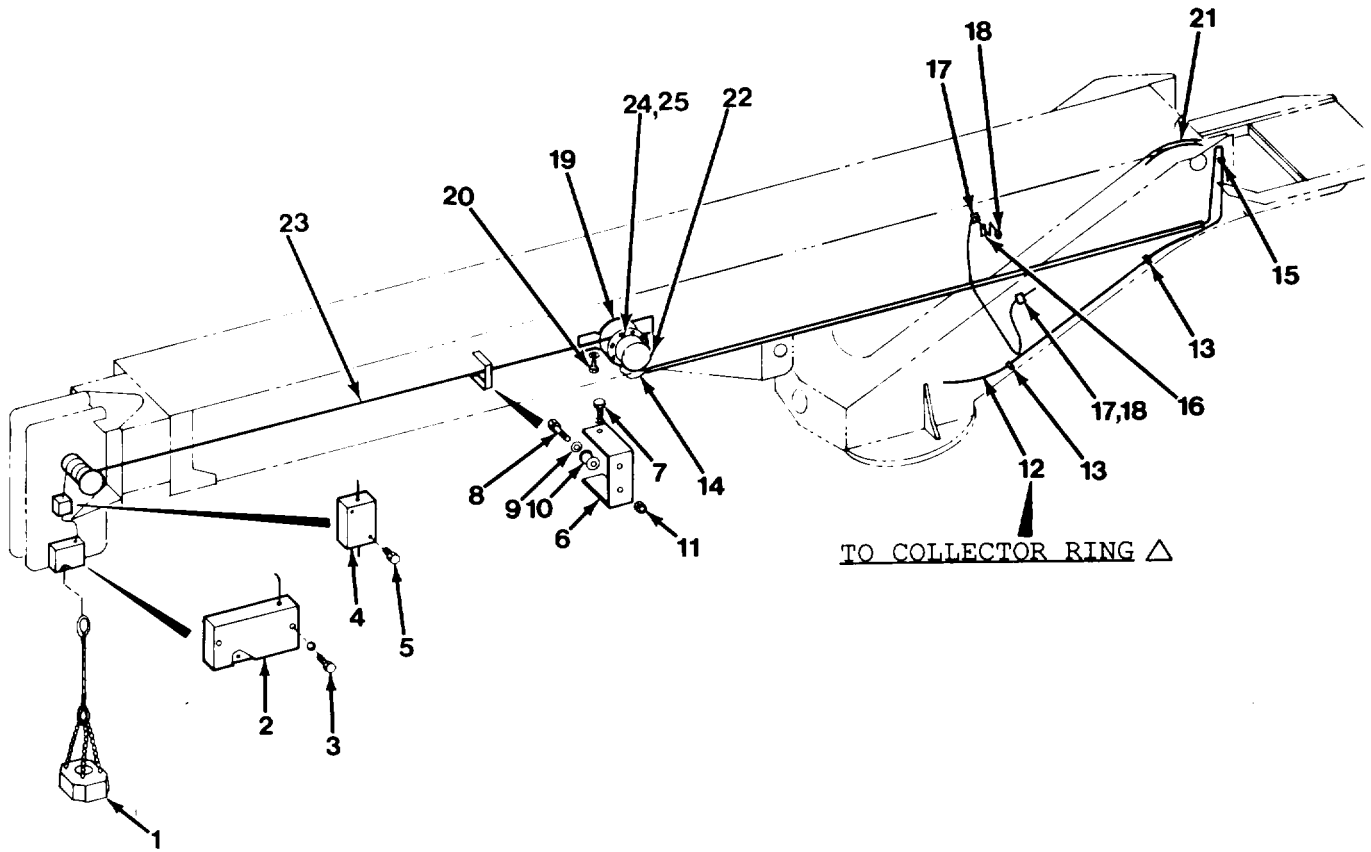


Figure 15-27. Type II Anti-Two Block Assembly.

(15-51 blank) 15-52

FIG IND NO	PART NO	VENDOR PART NO	FSCM	DESCRIPTION	QTY
	709A1501		81495	ANTI-TWO BLOCK ASS'Y (INCL. ITEMS 1 THRU 21)	1
1	708 0276	62.0005 96.691208/80	58584 58584	COUNTERWEIGHT SCREW, M8 X 80 SOCK HEAD	1
		62.00001	58584	CHAIN 1	1
		6200002	58584	CHAIN 2	2
		61.00030	58584	SHACKLE	3
		96.93408	58584	NUT, M8	2
		96.12708	58584	LOCKWASHER, M8	2
2	708 0275	61.0002	58584	SWITCH, ANTI-TWO BLOCK	1
3	071 308 24	DIN931-M8X 50-8.8-A4C	15526	CAPSCREW, M8 X 50	2
	085 308 16	DIN127B-M8- HRC44-51-A4C	15526	LOCKWASHER, M8	2
4	709 1587	39.40002	58584	BLOCK, CLAMPING	1
5	072 308 29	DIN912-M8X 40-12.8-A4C	15526	CAPSCREW, M8X40	2
6	709 1591		81495	BRACKET, ROLLER	1
7	071 410 24	DIN933-M10X 25-8.8-A4C	15526	CAPSCREW, M10 X 25	2
	085 310 18	DIN127B-M10- HRC44-51-A4C	15526	LOCKWASHER, M10	2
8	709 1593		81495	SCREW, SHOULDER (MANUFACTURED)	4
9	330 1405	0305 D005	70281	WASHER	4
10	709 1592		81495	ROLLER	4
11	340 1918		81495	LOCKNUT, 1/4C	4
12	709 1046		81495	HARNESS, WIRE	1
13	200B2007-21		81495	CLAMP	2
14	12422-1	97.021	58584	WIRE, 2X1 WMM C CODE	90 IN
15	200B2007-3		81495	CLAMP	1
16	200B2007-3		81495	CLAMP	1
17	200B2007-4		81495	CLAMP	1

WHEN ORDERING PARTS, SPECIFY MODEL NUMBER, SERIAL
NUMBER AND DESCRIPTION OF PART REQUIRED

FIG IND NO	PART NO	VENDOR PART NO	FSCM	DESCRIPTION	QTY
18	081 308 13	DIN985-M8- 6/8-A4C	15526	NUT, M8	3
	085 108 17	DIN125A-M8- TP200-A4C	15526	WASHER, M8	3
19	709 1590	30.20112	58584	REEL, CABLE	1
20	071 410 36	DIN933-M10- X40-8.8-A4C	15526	CAPSCREW, M10 X 40	1
	085 310 19	DIN127B-M10- HRC44-51-A4C	15526	LOCKWASHER, M10	1
21	1284-15		81495	LOOM, 3/8 ID X 15" LG	1
22		12067	58584	COVER	1
23		12297	58584	CABLE (12 M)	1
24		10313	58584	WASHER, NYLON	6
25		21808	58584	NUT, ACORN	6

WHEN ORDERING PARTS, SPECIFY MODEL NUMBER, SERIAL
NUMBER AND DESCRIPTION OF PART REQUIRED

ANNEX A
O-RING CROSS REFERENCE

KOEHRING PART NO	VENDOR PART NO	DESCRIPTION	O-RING REQUIRED	FSCM
12019-218	2062-16-12S	ELBOW	22617-16	01276
12019-219	2266-12-12S	ADAPTER, SWIVEL	22617-12	01276
12019-292	0505-12-12	ADAPTER	3-912-N-552-90	57760
12019-304	202702-4-6	ELBOW	22617-4	01276
12019-342	2266-16-16S	ADAPTER	22617-16	01276
1219-282	202702-16-16S	ADAPTER	22617-16	01276
1219-441	3503-8-8	ADAPTER	3-98-N-552-90	57760
1219-624	05CP-8	PLUG	3-98-N-552-90	57760
1219-776	2503-6-6	ELBOW	3-96-N-552-90	57760
1219-802	2062-12-12S	ELBOW	22617-12	01276
1219-916	2062-12-8S	ELBOW	22617-12	01276
1219-984	0503-8-12	ADAPTER	3-98-N-552-90	57760
207467	25864	ADAPTER	3-94-N-552-90	57760
360 3215	2503-6-6	ELBOW	3-96-N-552-90	57760
360 3413	2503-10-12	ELBOW	3-910-N-552-90	57760
362 0469	0503-8-6	ADAPTER	3-98-N-552-90	57760
362 0706	0503-10-10	ADAPTER	3-910-N-552-90	57760
362 0747	0503-8-10	ADAPTER	3-98-N-552-90	57760
362 0822	0503-12-12	ADAPTER	3-912-N-552-90	57760
362 1430	3503-6-6	ELBOW, 45°	3-96-N-552-90	57760
362 1468	2503-8-6	ELBOW	3-98-N-552-90	57760
362 1619	2503-8-8	ELBOW	3-98-N-552-90	57760
362 1680	2503-10-8	ELBOW	3-910-N-552-90	57760
362 1716	2503-10-10	ELBOW	3-910-N-552-90	57760
362 1815	2503-12-12	ELBOW	3-912-552-90	57760
362 1831	3503-12-12	ELBOW, 45°	3-912-N-552-90	57760
362 1833	3503-10-12	ELBOW, 45°	3-910-N-552-90	57760
362 2405	3903-6-6	ELBOW	3-96-552-90	57760
362 3612	053T-8-8	TEE	3-98-N-552-90	57760
362 3813	053T-12-12	TEE	3-912-N-552-90	57760
362 4212	4-P50N-S	PLUG	3-94-N-552-90	57760
362 4401	05CP-6	PLUG	3-96-N-552-90	57760
362 4601	8-P50N-S	PLUG	3-98-N-552-90	57760
362 8700	0510-10-8	ADAPTER	3-910-N-552-90	57760
363 0012	0503-16-16	ADAPTER	3-916-N-552-90	57760
363 0052	0503-12-16	ADAPTER	3-912-N-552-90	57760
363 1033	2503-16-16	ELBOW	3-916-N-552-90	57760

KOEHRING PART NO	VENDOR PART NO	DESCRIPTION	O-RING REQUIRED	FSCM
363 1038	3503-16-16	ELBOW, 45°	3-916-N-552-90	57760
363 1071	2503-16-16	ELBOW	3-916-N-552-90	57760
375 6800	PD361	NIPPLE, DISCONNECT	3-96-N-552-90	57760
375 0602	0503-10-8	ADAPTER	3-910-N-552-90	57760
375 1406	2062-4-6	ELBOW	3-94-N-552-90	57760
375 1612	3503-6-8	ELBOW, 45°	3-96-N-552-90	57760
375 1700	2503-12-10	ELBOW	3-912-N-552-90	57760
375 5900	5E03-10-10	ADAPTER, LONG	3-910-N-552-90	57760
375 9900	0505-10-10	ADAPTER	3-910-N-552-90	57760
709 1287		ADAPTER, MANUFACTURED	3-916-N-552-90	57760
709 1338		TEE, MANUFACTURED	3-916-N-552-90	57760

ANNEX B

THE FOLLOWING APPENDIX CONTAINS AN ALPHA-NUMERIC PART NUMBER TO
FIGURE/ITEM NUMBER CROSS-REFERENCE LIST.

PART NUMBER	VENDOR NUMBER	FIGURE	ITEM
055 519 08		15-2	12
055 519 08		3-1	12
069 110 50	8388	12-1	15
071 305 12	DIN931-M5X30-8.8-A4C	6-6	5
071 306 24	DIN931-M6X40-8.8-A4C	14-1	25
071 306 32	DIN931-M6 X 50-8.8-A4C	10-1	12
071 306 32	DIN931-M6 X 50-8.8-A4C	10-30	6
071 306 32	DIN931-M6X50-8.8-A4C	14-11	30
071 308 20	DIN933-M8 X 45-8.8-A4C	10-25	10
071 308 24	DIN931-M8X50-8.8-A4C	15-27	3
071 308 24	DIN931-M8X50-8.8-A4C	6-11	3
071 308 26	DIN931-M8X50-8.8-A4C	11-5	15
071 308 26	DIN931-M8X50-8.8-A4C	15-11	15
071 308 36	DIN931-M8 X 65-8.8-A4C	10-22	12
071 308 36	DIN931-M8 X 65-8.8-A4C	10-23	22
071 308 36	DIN931-M8X65-8.8-A4C	15-5	22
071 308 40	DIN931-M8 X 70-8.8-A4C	2-1	3
071 308 40	DIN931-M8 X 70-8.8-A4C	7-1	22
071 308 40	DIN931-M8-HRC44-51-A4C	10-22	12
071 308 40	DIN931-M8X70-8.8-A4C	15-1	3
071 308 64	DIN921-M8-1.25-8.8-A4C	7-1	13
071 310 24	DIN931-M10-55-8.8-A4C	10-27	2
071 310 28	DIN931-M10 X 60-8.8-A4C	10-22	17
071 310 40	DIN931-M10 X 75-8.8-A4C	10-22	18
071 312 13	DIN931-M12X45-A4C	10-21	1
071 312 17	DIN931-M12X50-8.8-A4C	15-22	6
071 312 25	DIN931-M12X60-10.9-A4C	15-1	6
071 312 33	DIN931-M12X70-10.9-A4C	15-1	7
071 312 48	DIN931-M12 X 90-8.8-A4C	10-22	6
071 312 48	DIN931-M12 X 90-8.8-A4C	10-23	18
071 312 48	DIN931-M12 X 90-8.8-A4C	10-24	4
071 312 48	DIN931-M12X90-8.8-A4C	15-5	18
071 312 48	DIN931-M12X90-8.8-A4C	15-6	4
071 312 49	DIN933-M12X-130-8.8-A4C	15-8	4
071 312 49	DIN933-M12X130-8.8-A4C	11-1	4
071 312 56	DIN931-M12 X 100-8.8-A4C	10-23	24
071 312 56	DIN931-M12X100-8.8-A4C	15-5	24
071 312 57	DIN931-M12 X 100-8.8-A4C	10-21	9
071 316 13	DIN931-M16X55-10.9-A4C	13-1	2

PART NUMBER	VENDOR NUMBER	FIGURE	ITEM
071 316 24	DIN931-M16 X 70-8.8-A4C	2-1	8
071 316 73	DIN931-M16X160-8.8-A4C	15-23	4
071 320 48	DIN931-M20X100-8.8-A4C	12-1	6
071 320 80	DIN931-M20X180-8.8-A4C	13-6	8
071 336 44	DIN931-M36X220-8.8-A4C	11-6	3
071 336 44	DIN931-M36X220-8.8-A4C	15-12	3
071 405 16	DIN933-M5 X 10-8.8-A4C	11-9	32
071 405 16	DIN933-M5X10-8.8-A4C	6-8	8
071 405 24	DIN933-M5X16-8.8-A4C	14-6	20
071 405 24	DIN933-M5X16-8.8-A4C	14-8	2
071 405 24	DIN933-M5X16-8.8A4C	15-15	2
071 405 24	DIN933-M5X16-8.8-A4C	15-3	16
071 405 24	DIN933-M5X16-8.8-A4C	6-9	16
071 406 24	DIN933-M6X16-8.8-A4C	14-1	33
071 406 24	DIN933-M6X16-8.8-A4C	15-1	22
071 406 24	DIN 933-M6X16-8.8-A4C	2-1	22
071 406 24	DIN933-M6X1608.8-A4C	14-1	2
071 406 32	DIN933-M6 X 20-8.8-A4C	11-9	26
071 406 32	DIN933-M6X20-8.8A4C	14-1	15
071 406 32	DIN933-M6X20-8.8-A4C	14-6	8
071 406 32	DIN933-M6X20-8.8-A4C	14-6	21
071 406 48	DIN933-M6X30 8.8-A4C	14-1	2
071 406 48	DIN933-M6X30-8.8A4C	6-6	18
071 406 52	DIN933-M6X35-8.8-A4C	11-7	6
071 406 52	DIN933-M6X35-8.8-A4C	15-25	6
071 408 16	DIN933-M8 X 16-8.8-A4C	2-1	20
071 408 16	DIN933-M8X16-8.8-A4C	15-1	20
071 408 25	DIN933-M8X20-10.9-BN71	15-17	6
071 408 32	DIN933-M8 X 25-8.8A4C	10-22	26
071 408 32	DIN933-M8 X 25-8.8-A4C	11-9	24
071 408 32	DIN933-M8 X25-8.8-A4C	10-11	23
071 408 32	DIN933-M8X25-8.8-A4C	11-2	11
071 408 32	DIN933-M8X25-8.8-A4C	14-1	23
071 408 32	DIN933-M8X25-8.8-A4C	15-9	11
071 410 08	DIN933-M10X16-8.8-A4C	6-13	2
071 410 16	DIN 933-M10X20-8.8-A4C	10-29	11
071 410 16	DIN933-M10X20-8.8-A4C	12-3	17
071 410 16	DIN933-M10X20-8.8-A4C	15-14	17
071 410 24	DIN933-M10 X 25-8.8-A4C	2-23	11
071 410 24	DIN933-M10X25-8.8-A4C	11-2	8
071 410 24	DIN933-M10X25-8.8-A4C	15-27	7
071 410 24	DIN933-M10X25-8.8-A4C	15-9	8
071 410 24	DIN933-M10X25-8.8-A4C	4-1	5

PART NUMBER	VENDOR NUMBER	FIGURE	ITEM
071 410 24	DIN933-M10X25-8.8A4C	6-11	7
071 410 24	DIN933-M10X25-8.8-A4C	6-15	11
071 410 25	DIN933-M10X25-8.8-A4C	6-7	2
071 410 28	DIN933-M10X30-8.8-A4C	12-3	7
071 410 28	DIN933-M10X30-8.8-A4C	12-3	11
071 410 28	DIN933-M10X30-8.8A4C	12-3	14
071 410 28	DIN933-M10X30-8A4C	15-14	7
071 410 28	DIN933-M10X30-8.8-A4C	15-14	11
071 410 28	DIN933-M10X30-8.8-A4C	15-14	14
071 410 36	DIN933-M10 X 40-8.8-A4C	10-8A	7
071 410 36	DIN933-M10 X 40-8.8-A4C	10-8B	18
071 410 36	DIN933-M10 X 40-8.8-A4C	10-8B	40
071 410 36	DIN933-M10X40-8.8-A4C	12-3	16
071 410 36	DIN933-M10X40-8.8-A4C	15-14	16
071 410 36	DIN933-M10X40-8.8-A4C	15-27	20
071 410 36	DIN933-M10X40-8.8-A4C	6-11	20
071 412 16	DIN933-M12 X 20-8.8-A4C	10-8B	35
071 412 16	DIN933-M12X20-8.8-A4C	15-14	31
071 412 16	DIN933-M12X20-8.8-A4C	6-14	3
071 412 34	DIN933-M12-1.75X30-A4C	11-2	14
071 412 38	DIN933-M12X35-8.8-A4C	11-11	3
071 412 41	DIN933-M12 X 40-10.9-A4C	10-23	14
071 412 41	DIN933-M12X40-10.9-A4C	15-5	14
071 416 40	DIN933-M16X40-8.8-A4C	11-5	9
071 416 40	DIN933-M16X40-838-A4C	15-11	9
071 424 48	DIN933-M24 X 60-8.8-A4C	10-30	4
071 424 48	DIN933-M24X60-8.8-A4C	11-6	9
071 424 48	DIN933-M24X60-8.8-A4C	15-12	9
072 103 37	DIN84-M3X20-4.8-A4C	6-15	3
072 104 32	DIN84-M4 X 16-4.8-A4C	2-23	9
072 104 32	DIN84-M4X16-4.8-A4C	6-15	4
072 305 25	DIN912-M5X25-8.8-A4C	6-14	5
072 308 29	DIN912-M8X40-12.8-A4C	15-27	5
072 308 29	DIN912-M8X40-12.8-A4C	6-11	5
072 410 08	DIN6912-M10X25-8.8-A4C	12-3	4
072 410 08	DIN6912-M10X25-8.8-A4C	15-14	4
081 103 05	DIN934-M3-8-A4C	6-15	3
081 104 08	DIN934-M4-10-A4C	2-23	9
081 104 08	DIN934-M4-10A4C	6-15	4
081 104 08	DIN934-M4-10-A4C	6-8	7
081 105 08	DIN934-M5-10-A4C	6-6	5
081 105 08	DIN970-M5-10-A4C	14-6	20
081 105 09	DIN934-M5-10-A4C	14-1	28

PART NUMBER	VENDOR NUMBER	FIGURE	ITEM
081 105 09	DIN934-M5-10-A4C	6-8	8
081 106 10	DIN934-M6-10-A4C	11-9	28
081 106 10	DIN934-M6-10-A4C	14-6	8A
081 106 10	DIN934-M6-10-A4C	14-6	25
081 106 10	DIN934-M6-10-A4C	14-8	5
081 106 10	DIN934-M6-10-A4C	15-15	5
081 106 10	DIN934-M6-10-A4C	15-3	3
081 106 10	DIN934-M6-10-A4C	6-6	18
081 106 10	DIN934-M6-10-A4C	6-8	4
081 106 10	DIN934-M6-10-A4C	6-9	3
081 106 10	DIN934-M6-10-A4D	14-6	21
081 108 12	DIN934-M8-10-A4C	10-25	10
081 108 12	DIN934-M8-10-A4C	15-3	4
081 108 12	DIN934-M8-10-A4C	15-3	31
081 108 12	DIN934-M8-10-A4C	6-9	4
081 108 12	DIN934-M8-10-A4C	6-9	31
081 110 16	DIN934-M10-10-A4C	10-27	4
081 110 16	DIN934-M10-10-A4C	10-8A	7
081 110 16	DIN934-M10-10-A4C	10-8B	18
081 110 16	DIN934-M10-10-A4C	2-23	11
081 110 16	DIN934-M10-10-A4C	4-1	8
081 110 16	DIN934-M10-10-A4C	6-15	11
081 110 16	DIN934-M10-10-A4C	6-7	2
081 112 17	DIN934-M12-10-A4C	13-4	8
081 120 25	DIN934-M20-10-A4C	12-1	9
081 306 11	DIN985-M6-6/8-A4C	10-1	12
081 306 11	DIN985-M6-6/8-A4C	14-1	15
081 306 11	DIN985-M6-6/8-A4C	15-1	22
081 306 11	DIN985-M6-6/8-A4C	2-1	22
081 308 13	DIN985-M8 6/8-A4C	14-1	23
081 308 13	DIN985-M8 6/8-A4C	10-1	8
081 308 13	DIN985-M8 6/8-A4C	14-1	26
081 308 13	DIN985-M8 6/8-A4C	14-8	14
081 308 13	DIN985-M8-6/8-A4C	10-11	4
081 308 13	DIN985-M8-6/8-A4C	10-19	
081 308 13	DIN985-M8-6/8-A4C	10-22	26
081 308 13	DIN985-M8-6/8-A4C	10-23	23
081 308 13	DIN985-M8-6/8-A4C	10-24	9
081 308 13	DIN985-M8-6/8-A4C	10-4	26
081 308 13	DIN985-M8-6/8-A4C	10-8B	23
081 308 13	DIN985-M8-6/8-A4C	6-6	16
081 308 13	DIN985-M8-6/8-A4C	10-8B	37
081 308 13	DIN985-M8-6/8-A4C	11-2	11

PART NUMBER	VENDOR NUMBER	FIGURE	ITEM
081 308 13	DIN985-M8-6/8-A4C	11-7	3
081 308 13	DIN985-M8-6/8-A4C	11-9	2
081 308 13	DIN985-M8-6/8-A4C	14-2	22
081 308 13	DIN985-M8-6/8-A4C	14-4	7
081 308 13	DIN985-M8-6/8-A4C	14-7	9
081 308 13	DIN985-M8-6/8-A4C	15-1	20
081 308 13	DIN985-M8-6/8-A4C	15-15	14
081 308 13	DIN985-M8-6/8-A4C	15-2	13
081 308 13	DIN985-M8-6/8-A4C	15-25	3
081 308 13	DIN985-M8-6/8-A4C	15-27	18
081 308 13	DIN985-M8-6/8-A4C	15-5	23
081 308 13	DIN985-M8-6/8-A4C	15-6	9
081 308 13	DIN985-M8-6/8-A4C	15-9	11
081 308 13	DIN985-M8-6/8-A4C	2-1	20
081 308 13	DIN985-M8-6/8-A4C	6-11	18
081 308 13	DIN985-M8-6/8-A4C	6-7	7
081 308 13	DIN985-M8-6/8-A4C	6-7	13
081 308 13	DIN985-M8-6/8-A4C	6-8	13
081 308 13	DIN985-M8-6/8-A4C	6-8	14
081 308 13	DIN985-M8-6/8-A4C	7-1	13
081 308 13	DIN985-M8-6/8-A4C	7-1	19
081 308 13	DIN985-M8-6/8-A4C	9-5	14
081 308 13	DIN985-M8-6/8-A4C	3-1	13
081 310 16	DIN985-M10-6/8-A4C	10-8B	40
081 310 16	DIN985-M10-6/8-A4C	11-2	2
081 310 16	DIN985-M10-6/8-A4C	11-3	4
081 310 16	DIN985-M10-6/8-A4C	11-7	22
081 310 16	DIN985-M10-6/8-A4C	12-4	5
081 310 16	DIN985-M10-6/8-A4C	15-25	22
081 310 16	DIN985-M10-6/8-A4C	15-26	4
081 310 16	DIN985-M10-6/8-A4C	15-9	2
081 310 16	DIN985-M10-6/8-A4C	6-14	12
081 312 18	DIN985-M12 6/8-A4C	3-1	3
081 312 18	DIN985-M12-6/8-A4C	10-21	3
081 312 18	DIN985-M12-6/8-A4C	10-23	19
081 312 18	DIN985-M12-6/8-A4C	11-11	3
081 312 18	DIN985-M12-6/8-A4C	15-2	3
081 312 18	DIN985-M12-6/8-A4C	15-5	19
081 316 21	DIN985-M16-6/8-A4C	13-1	2
081 320 26	DIN985-M20-6/8-A4C	13-6	15
081 324 31	DIN985-M24-6/8-A4C	11-5	6
081 324 31	DIN985-M24-6/8-A4C	15-11	6
081 324 31	DIN985-M24-6/8-A4C	9-2	3

PART NUMBER	VENDOR NUMBER	FIGURE	ITEM
081 330 35	DIN985-M30-6/8-A4C	12-3	24
081 330 35	DIN985-M30-6/8-A4C	15-14	24
081 336 40	DIN985-M36-6/8-A4C	11-6	5
081 336 40	DIN985-M36-A4C	15-12	5
085 106 12	DIN125A-M6-TP200-A4C	10-1	12
085 106 12	DIN125A-M6-TP200-A4C	14-1	2
085 106 12	DIN125A-M6-TP200-A4C	14-1	25
085 106 12	DIN125A-M6-TP200-A4C	14-6	8C
085 106 12	DIN125A-M6-TP200-A4C	14-6	25A
085 106 12	DIN125A-M6-TP200-A4C	15-3	13
085 106 12	DIN125A-M6-TP200-A4C	6-8	4
085 106 12	DIN125A-M6-TP200-A4C	6-9	13
085 108 17	DIN125A-M8-TP200-A4C	10-1	8
085 108 17	DIN125A-M8-TP200-A4C	3-1	13
085 108 17	DIN125A-M8-TP200-A4C	10-11	4
085 108 17	DIN125A-M8-TP200-A4C	10-19	7
085 108 17	DIN125A-M8-TP200-A4C	10-22	12
085 108 17	DIN125A-M8-TP200-A4C	10-22	26
085 108 17	DIN125A-M8-TP200-A4C	10-23	23
085 108 17	DIN125A-M8-TP200-4AC	10-24	8
085 108 17	DIN125A-M8-TP200-A4C	10-25	10
085 108 17	DIN125A-M8-TP200-A4C	10-4	25
085 108 17	DIN125A-M8-TP200-A4C	10-8B	23
085 108 17	DIN125A-M8-TP200-A4C	10-8B	37
085 108 17	DIN125A-M8-TP200-A4C	11-10	13
085 108 17	DIN125A-M8-TP200-A4C	11-9	22
085 108 17	DIN125A-M8-TP200-A4C	14-2	22
085 108 17	DIN125A-M8-TP200-A4C	14-4	7
085 108 17	DIN125A-M8-TP200-A4C	14-6	4A
085 108 17	DIN125A-M8-TP200-A4C	14-6	25C
085 108 17	DIN125A-M8-TP200-A4C	14-7	9
085 108 17	DIN125A-M8-TP200-A4C	15-2	13
085 108 17	DIN125A-M8-TP200-A4C	15-27	18
085 108 17	DIN125A-M8-TP200-A4C	15-3	3
085 108 17	DIN125A-M8-TP200-A4C	15-3	4
085 108 17	DIN125A-M8-TP200-A4C	15-5	23
085 108 17	DIN125A-M8-TP200-A4C	15-6	8
085 108 17	DIN125A-M8-TP200-A4C	6-11	18
085 108 17	DIN125A-M8-TP200-A4C	6-9	3
085 108 17	DIN125A-M8-TP200-A4C	6-9	4
085 108 17	DIN125A-M8-TP200-A4C	7-1	19
085 108 17	DIN125A-M8-TP200-A4C	9-5	14
085 110 21	DIN125A-M10-TP200-A4C	10-8B	18

PART NUMBER	VENDOR NUMBER	FIGURE	ITEM
085 110 21	DIN125A-M10-TP200-A4C	10-8B	37
085 110 21	DIN125A-M10-TP200-A4C	10-8B	40
085 110 21	DIN125A-M10-TP200-A4C	12-3	11
085 110 21	DIN125A-M10-TP200-A4C	12-3	14
085 110 21	DIN125A-M10-TP200-A4C	12-3	16
085 110 21	DIN125A-M10-TP200-A4C	14-2	34
085 110 21	DIN125A-M10-TP200-A4C	14-7	9
085 110 21	DIN125A-M10-TP200-A4C	15-14	11
085 110 21	DIN125A-M10-TP200-A4C	15-14	14
085 110 21	DIN125A-M10-TP200-A4C	15-14	16
085 110 21	DIN125A-M10-TP200-A4C	4-1	6
085 110 21	DIN125A-M10-TP200-A4C	6-13	3
085 110 21	DIN125A-M10-TP200-A4C	9-2	13
085 110 21	DIN125A-M10-TP200-A4C	9-5	16
085 113 24	DIN125A-M12-TP200-A4C	3-1	13
085 113 24	DIN125A-M12-TP200-A4C	10-1	7
085 113 24	DIN125A-M12-TP200-A4C	10-11	4
085 113 24	DIN125A-M12-TP200-A4C	10-22	26
085 113 24	DIN125A-M12-TP200-A4C	10-24	9
085 113 24	DIN125A-M12-TP200-A4C	10-4	24
085 113 24	DIN125A-M12-TP200-A4C	11-1	5
085 113 24	DIN125A-M12-TP200-A4C	11-11	3
085 113 24	DIN125A-M12-TP200-A4C	11-2	14
085 113 24	DIN125A-M12-TP200-A4C	12-3	28
085 113 24	DIN125A-M12-TP200-A4C	14-8	14
085 113 24	DIN125A-M12-TP200-A4C	15-1	7
085 113 24	DIN125A-M12-TP200-A4C	15-14	28
085 113 24	DIN125A-M12-TP200-A4C	15-15	14
085 113 24	DIN125A-M12-TP200-A4C	15-2	13
085 113 24	DIN125A-M12-TP200-A4C	15-22	5
085 113 24	DIN125A-M12-TP200-A4C	15-3	4
085 113 24	DIN125A-M12-TP200-A4C	15-6	9
085 113 24	DIN125A-M12-TP200-A4C	15-8	5
085 113 24	DIN125A-M12-TP200-A4C	2-23	15
085 113 24	DIN125A-M12-TP200-A4C	3-1	3
085 113 24	DIN125A-M12-TP200-A4C	4-1	10
085 113 24	DIN125A-M12-TP200-A4C	6-6	16
085 113 24	DIN125A-M12-TP200-A4C	6-9	4
085 113 24	DIN125A-M12-TP200-A4C	7-1	19
085 113 24	DIN125A-M12-TP200-A4C	9-5	14
085 113 24	DIN125A-M12-TP200-A4C	15-2	3
085 117 30	DIN125A-M16-TP200-A4C	13-1	2
085 117 30	DIN125A-M16-TP200-A4C	13-4	8

PART NUMBER	VENDOR NUMBER	FIGURE	ITEM
085 117 30	DIN125A-M16-TP200-A4C	15-23	3
085 125 44	DIN125A-M24-TP200-A4C	11-5	6
085 125 44	DIN125A-M24-TP200-A4C	15-11	6
085 137 69	DIN126-M36-A4C	11-6	4
085 137 69	DIN126-M36-A4C	15-12	4
085 304 07	DIN127B-M4-HRC44-51-A4C	2-23	9
085 304 07	DIN127B-M4-HRC44-51-A4C	6-8	7
085 305 09	DIN127B-M5-HRC44-51-A4C	11-9	32
085 305 09	DIN127B-M5-HRC44-51-A4C	11-9	36
085 305 09	DIN127B-M5-HRC44-51-A4C	14-1	28
085 305 09	DIN127B-M5-HRC44-51-A4C	14-6	20
085 305 09	DIN127B-M5-HRC44-51-A4C	14-8	3
085 305 09	DIN127B-M5-HRC44-51-A4C	15-15	3
085 305 09	DIN127B-M5-HRC44-51-A4C	15-3	16
085 305 09	DIN127B-M5-HRC44-51-A4C	6-6	5
085 305 09	DIN127B-M5-HRC44-51-A4C	6-9	16
085 306 12	DIN127B-M6-HRC44-51-A4C	10-30	6
085 306 12	DIN127B-M6-HRC44-51-A4C	15-15	5
085 306 12	DIN127B-M6-HRC44-51-A4C	11-9	29
085 306 12	DIN127B-M6-HRC44-51-A4C	14-1	2
085 306 12	DIN127B-M6-HRC44-51-A4C	14-1	33
085 306 12	DIN127B-M6-HRC44-51-A4C	14-6	8A
085 306 12	DIN127B-M6-HRC-44-51-A4C	14-6	21
085 306 12	DIN127B-M6-HRC44-51-A4C	14-6	25B
085 306 12	DIN127B-M6-HRC44-51-A4C	14-8	5
085 306 12	DIN127B-M6-HRC44-51-A4C	15-3	3
085 306 12	DIN127B-M6-HRC44-51-A4C	15-3	13
085 306 12	DIN127B-M6-HRC44-51-A4C	6-6	18
085 306 12	DIN127B-M6-HRC44-51-A4C	6-8	4
085 306 12	DIN127B-M6-HRC44-51-A4C	6-9	3
085 306 12	DIN127B-M6-HRC44-51-A4C	6-9	13
085 308 13	DIN985-M8 3/8-A4C	11-11	5
085 308 15	DIN127B-M8-HRC44-51-A4C	11-5	15
085 308 16	DIN127B-HRC44-41-A4C	14-6	4C
085 308 16	DIN127B-M8-HRC44-51-A4C	10-25	10
085 308 16	DIN127B-M8-HRC44-51-A4C	11-12	5
085 308 16	DIN127B-M8-HRC44-51-A4C	11-9	23
085 308 16	DIN127B-M8-HRC44-51-A4C	14-6	11
085 308 16	DIN127B-M8-HRC44-51-A4C	14-7	6
085 308 16	DIN127B-M8-HRC44-51-A4C	14-7	11
085 308 16	DIN127B-M8-HRC44-51-A4C	15-1	3
085 308 16	DIN127B-M8-HRC44-51-A4C	15-11	15
085 308 16	DIN127B-M8-HRC44-51-A4C	15-17	8

PART NUMBER	VENDOR NUMBER	FIGURE	ITEM
085 308 16	DIN127B-M8-HRC44-51-A4C	15-27	3
085 308 16	DIN127B-M8-HRC44-51-A4C	15-3	4
085 308 16	DIN127B-M8-HRC44-51-A4C	15-3	31
085 308 16	DIN127B-M8-HRC44-51-A4C	2-1	3
085 308 16	DIN127B-M8-GRC44-51-A4C	6-11	3
085 308 16	DIN127B-M8-HRC44-51-A4C	6-9	4
085 308 16	DIN127B-M8-HRC44-51-A4C	6-9	31
085 308 16	DIN127B-M8-HRCC-51-A4C	14-2	35
085 310 18	DIN127B-M10-HRC44-51-A4C	10-8B	18
085 310 18	DIN127B-M10-HRC44-51-A4C	15-27	7
085 310 18	DIN127B-M10-GRC44-51-A4C	2-23	11
085 310 18	DIN127B-M10-HRC44-51-A4C	4-1	7
085 310 18	DIN127B-M10-HRC44-51-A4C	6-11	7
085 310 18	DIN127B-M10-HRC44-51-A4C	6-7	2
085 310 19	DIN127B-M10-GRC44-51-A4C	10-27	3
085 310 19	DIN127B-M10-HRC44-51-A4C	10-8A	7
085 310 19	DIN127B-M10-HRC44-51-A4C	11-8B	16
085 310 19	DIN127B-HRC44-51-A4C	14-2	15
085 310 19	DIN127B-M10-HRC44-51-A4C	15-1	18
085 310 19	DIN127B-M10-HRC44-51-A4C	15-27	20
085 310 19	DIN127B-M10-HRC44-51-A4C	2-1	18
085 310 19	DIN127B-M10-HRC44-51-A4C	6-11	20
085 312 21	DIN127-M12-HRC44-51-A4C	15-3	6
085 312 21	DIN127B-M12-HRC44-51-A4C	13-4	8
085 312 21	DIN127B-M12-HRC44-51-A4C	15-14	31
085 312 21	DIN127B-M12-HRC44-51-A4C	15-3	17
085 312 21	DIN127B-M12-HRC44-51-A4C	6-6	20
085 312 21	DIN127B-M12-HRC44-51-A4C	6-9	6
085 312 21	DIN127B-M12-HRC44-51-A4C	6-9	17
085 316 27	DIN127B-M16-HRC44-51-A4C	11-7	8
085 316 27	DIN127B-M16-HRC44-51-A4C	15-25	8
085 316 28	DIN127B-M16-HRC44-51-A4C	11-5	9
085 316 28	DIN127B-M16-HRC44-51-A4C	15-11	9
085 324 39	DIN127B-M24-ARC44-51-A4C	10-30	4
085 324 39	DIN127B-M24-HRC44-51-A4C	11-6	9
085 324 39	DIN127B-M24-HRC44-51-A4C	11-6	10
085 324 39	DIN127B-M24-HRC44-51-A4C	15-12	9
085 324 39	DIN127B-M24-HRC44-51-A4C	15-12	10
085 908 20	DIN7349-M8-A4C	11-2	11
085 908 20	DIN7349-M8-A4C	15-17	7
085 908 20	DIN7349-M8-A4C	15-9	11
085 910 25	DIN7349-M10-A4C	11-3	3
085 910 25	DIN7349-M10-A4C	15-26	3

PART NUMBER	VENDOR NUMBER	FIGURE	ITEM
085 910 25	DIN7349-M10-A4C	9-2	13
085 910 25	DIN 7349-M10-A4C	9-5	16
086 211 05	DIN125A-M10-TP200-A4C	11-7	4
086 211 05	DIN125A-M10-TP200-A4C	15-25	4
086 211 05	DIN9021B-M10-A4C	11-2	3
086 211 05	DIN9021B-M10-A4C	15-9	3
086 211 05	DIN9021B-M10-A4C	15-9	16
087 121 36	DIN6916-M20-A4C	12-1	8
087 125 44	DIN6916-M24-A4C	12-1	3
087 125 44	DIN6916-M24-A4C	9-2	3
091 702 00	MS24665-208	14-2	17
091 702 00	MS24665-208	14-3	30
091 703 02	MS2465-210	14-2	8
091 703 04	DIN94-M3.2 X 25-A4C	12-3	27
091 703 04	DIN94-M3.2X25-A4C	15-14	27
10329		2-1	7
1200 373	DIN933-M10X35-8.8A4C	11-9	15
1200-1		14-1	35
1200-1		14-1	37
1200-106		10-20	2
1200-184		15-1	15
1200-184		2-1	15
1200-2		10-8B	32
1200-2		14-10	4
1200-204		15-1	13
1200-204		2-1	13
1200-23	MS35338-47	12-2	19
1200-29		6-13	24
1200-29		7-1	9
1200-3		14-4	3
1200-3		15-4	3
1200-307	MS90725-89	12-2	20
1200-328	MS90728-87	12-2	19
1200-35		14-7	2
1200-360	DIN933-M12 X 25-8.8-A4C	4-1	9
1200-360	DIN933-M12-1.75X25-8.8-A4C	15-3	6
1200-360	DIN933-M12-1.75X25-8.8-A4C	15-3	10
1200-360	DIN933-M12-1.75X22-A4C	2-23	15
1200-360	DIN933-M12X25-8.8-A4C	15-3	17
1200-360	DIN933-M12X25-8.8-A4C	6-6	20
1200-360	DIN933-M12X25-8.8-A4C	6-9	6
1200-360	DIN933-M12X25-8.8-A4C	6-9	10
1200-360	DIN933-M12X25-8.8-A4C	6-9	17

PART NUMBER	VENDOR NUMBER	FIGURE	ITEM
1200-362	DIN933-M8-1.25X20-8.8-A4C	11-11	5
1200-362	DIN933-M8-1.25X20-8.8-A4C	11-12	5
1200-362	DIN933-M8-X20-8.8-A4C	15-3	23
1200-362	DIN933-M8X-20-8.8-A4C	14-7	6
1200-362	DIN933-M8X20-8.8-A4C	14-2	35
1200-362	DIN933-M8X20-8.8-A4C	14-6	5
1200-362	DIN933-M8X20-8.8-A4C	6-9	23
1200-365	DIN931-M18X30-8.8-A4C	11-11	5
1200-365	DIN933-M8 X 30-8.8-A4C	10-8B	37
1200-365	DIN933-M8-1.25X30-8.8-A4C	14-2	33
1200-365	DIN933-M8X30-8.8-A4C	14-6	4
1200-365	DIN933-M8X30-8.8-A4C	14-7	11
1200-365	DIN933-M8X30-8.8A4C	15-3	31
1200-365	DIN933-M8X30-8.8-A4C	6-7	13
1200-365	DIN933-M8X30-8.8-A4C	6-9	31
1200-366	DIN933-M10-1.5X30-10.9-A4C	14-2	15
1200-373	DIN933-M10X35-8.8-A4C	11-3	2
1200-373	DIN933-M10X35-8.8-A4C	15-1	18
1200-373	DIN933-M10X35-8.8-A4C	2-1	18
1200-373	DIN933-M10X35-8.8-A4C	15-26	2
1200-382	DIN933-M6X12-8.8-A4C	15-3	13
1200-382	DIN933-M6X12-8.8-A4C	6-9	13
1200-57		15-3	1
1200-57		6-9	1
1200-59		11-2	5
1200-59		15-9	5
1200-59		5-1	3
1200-66		15-1	23
1200-66		2-1	23
1200-7		11-12	1
1200-83		14-7	15
1200-98		5-1	11
12019-158	221501-6-4S	14-11	10
12019-165	149F-6-8	15-2	6
12019-165	149F-6-8	3-1	6
12019-218	2062-16-12S	7-1	11
12019-219	2266-12-12S	15-7	3
12019-240	0303-8-6	10-4	21
12019-292	0505-12-12	10-20	8
12019-292	0505-12-12	10-27	7
12019-304	202702-4-6S	10-1	10
12019-32	2022-2-4S	9-2	12
12019-32	2022-2-4S	9-5	15

PART NUMBER	VENDOR NUMBER	FIGURE	ITEM
12019-342	2266-16-16S	15-7	2
12019-362		11-9	30
12019-376	269HB-10-6	14-8	10
12019-376	269HB-10-6	15-15	10
12019-46	461FHD-5-2	10-8B	26
12019-53	2003-4-4B	6-15	15
12019-556	FD907021-4-4	14-11	16
12019-60	48F-4-4B	6-15	18
12019-65	159F-6-4	15-1	11
12019-65	159F-6-4	2-1	11
12019-85	2003-6-4B	15-2	7
12019-85	2003-6-4B	3-1	7
1202-4		11-9	36
1203-194		11-7	15
1203-194		15-25	15
1203-235		10-8A	8
1203-236		6-6	7
1203-237		15-3	25
1203-237		6-6	22
1203-237		6-9	25
1203-55		10-8A	6
1204-37	C31368-1420	14-1	35
1205-1		11-13	21
1205-1		15-13	21
1205-102	41NU-120	15-1	17
1205-102	41NU-120	2-1	17
1205-13		11-12	1
1205-14		14-6	13
1205-18		14-4	9
1205-18		14-10	3A
1205-18		15-4	7
1205-21		11-12	1
1205-210	DIN985-M6-6/8-A4C	14-11	29
1205-210	DIN985-M6-6/8-A4C	15-3	30
1205-210	DIN985-M6-6/8-A4C	6-9	30
1205-212	49NE120	10-8A	11
1205-216	DIN934-M8-8-A4C	11-12	5
1205-216	DIN934-M8-8-A4C	14-6	4A
1205-216	DIN934-M8-8-A4C	14-6	5
1205-216	DIN934-M8-8-A4C	14-6	11
1205-216	DIN934-M8-A4C	14-7	6
1205-216	DIN934-M8-8-A4C	14-7	11
1205-217	DIN934-M10-8-A4C	11-9	17

PART NUMBER	VENDOR NUMBER	FIGURE	ITEM
1205-217	DIN934-M10-8-A4C	14-2	15
1205-22	21NE-048	10-8B	32
1205-22	21NE-048	14-6	18
1205-224	DIN934-M10-BRASS	15-3	12
1205-224	DIN934-M10-BRASS	6-9	12
1205-225		15-3	25
1205-225		6-9	25
1205-25		10-8A	13
1205-25		6-13	14
1205-28		14-4	8
1205-28		15-4	6
1205-29		14-7	2
1205-3		15-3	26
1205-3		6-9	26
1205-34	21NE-058	11-7	20
1205-34	21NE-058	15-25	20
1205-35	21NE-054	6-7	12
1205-40		14-7	12
1205-45		15-9	15
1205-5		11-9	35
1205-5		11-9	36
1205-55	21NE-070	12-4	4
1205-58		5-1	20
1205-62		5-1	9
1205-62		6-14	4
1205-67	21NE-083	5-1	6
1205-85		10-8B	30
1205-85		14-4	9
1205-85		14-6	15
1205-85		15-4	7
1205-97		14-7	20
1207-1		14-6	14
1207-12	MS24665-353	10-8A	3
1207-3	MS24665-281	14-2	26
1207-3	MS24665-281	14-4	11
1207-3	MS24665-281	15-4	9
1207-42	MS24665-625	13-1	6
1207-5	MS24665-285	14-7	14
1207-70		13-6	14
1208-37		11-4	2
1208-37		15-10	2
1208-7		10-8A	10
1208-78		14-2	11

PART NUMBER	VENDOR NUMBER	FIGURE	ITEM
1209-1		10-8B	32
1209-1		11-9	35
1209-1		14-8	3
1209-1		15-15	3
1209-1		6-14	6
1209-11		9-2	7
1209-11		9-5	5
1209-2		11-9	27
1209-2		14-1	35
1209-2		14-1	37
1209-2		14-4	3
1209-2		15-4	3
1209-29		10-23	14
1209-29		15-5	14
1209-3	DIN125A-M8-TP200-A4C	11-11	5
1209-3	DIN125A-M8-TP200-A4C	11-12	2
1209-3	DIN125A-M8-TP200-A4C	14-1	23
1209-3	DIN125A-M8-TP200-A4C	14-1	26
1209-3	DIN125A-M8-TP200-A4C	6-6	4
1209-3	DIN125A-M8-TP200-A4C	6-6	16
1209-3	DIN125A-M8-TP200-A4C	6-7	13
1209-3	DIN125A-M8-TP200-A4C	7-1	13
1209-3	DIN125A-M8-TP200A4C	11-9	2
1209-38		14-4	9
1209-38		14-6	15
1209-38		15-4	7
1209-4		11-9	16
1209-4		14-7	12
1209-4		5-1	3
1209-6		10-21	2
1209-71		13-6	4
1209-83		10-8A	9
1209-86		11-2	6
1209-86		15-9	6
1209-95	DIN125A-M10-TP200-A4C	14-1	26
1209-95	DIN125A-M10-TP200-A4C	14-4	7
1209-95	DIN125A-M10-TP200-A4C	6-14	11
1209-95	DIN125A-M10-TP200-A4C	6-7	7
1209-95	DIN125A-M10-TP200-A4C	6-8	14
1210-14		14-1	35
1210-14		14-1	37
1210-14		14-10	4
1210-14		14-4	3

PART NUMBER	VENDOR NUMBER	FIGURE	ITEM
1210-14		15-4	3
1210-17		14-7	2
1210-17		6-13	15
1210-20		15-3	1
1210-20		15-3	25
1210-20		6-9	1
1210-20		6-9	25
1210-23	MS35338-47	12-2	20
1210-23		10-8A	6
1210-26		15-1	6
1210-38		15-1	16
1210-38		2-1	16
1210-79		15-3	12
1210-79		6-6	7
1210-79		6-6	21
1210-79		6-9	12
1210-80		15-1	7
1210-80		15-3	10
1210-80		15-3	12
1210-80		6-9	10
1210-80		6-9	12
1211-24		6-8	15
1212-48		11-13	22
1212-48		14-12	29
1212-48		15-13	22
1212-48		15-16	30
1213-1	MS15003-1	12-3	22
1213-1	MS15003-1	13-6	3
1213-1	MS15003-1	15-14	22
1213-11	1728-B	11-7	9
1213-11	1728-B	15-25	9
1213-37	301370	10-19	12
1213-6	1613B	15-10	3
1213-6	MS15003-6	10-13	15
1213-6	MS15003-6	10-2	18
1213-6	MS15003-6	11-1	9
1213-6	MS15003-6	11-4	3
1213-6	MS15003-6	11-5	2
1213-6	MS15003-6	12-3	2
1213-6	MS15003-6	15-11	2
1213-6	MS15003-6	15-14	2
1213-6	MS15003-6	15-8	9
1214-133		14-2	10

PART NUMBER	VENDOR NUMBER	FIGURE	ITEM
1214-134		14-2	9
1214-139	AA1232	10-8A	12
1214-59		14-6	3
12148-18.5		11-7	13
12148-18.5		15-25	13
12148-36		11-7	12
12148-36		15-25	12
12166-1		15-3	28
12166-1		6-9	28
12168-4	1375-1/2-B3	10-24	17
12168-4	1375-1/2-B3	15-6	17
12168-5	1375-1/2-B3	10-24	18
12168-5	1375-1/2-B3	15-6	18
12168-6	1375-1/2-B3	14-8	21
12168-6	1375-1/2-B3	15-15	21
12169-7.9		6-6	19
1217-236	MR-36	13-6	6
1217-347	FK1408P	14-6	7
1217-349		11-7	7
1217-349		15-25	7
12171-116.3	OF-250-125	11-8	9
12171-118	OF-250-125	11-8	8
12171-133	OF-250-125	11-8	6
12171-60	OF-250-125	11-8	7
12171-67	OF-250-125	11-8	12
12171-97	OR-250-125	11-8	10
12175-12		10-22	35
12175-12		7-1	25
12177-6		15-1	27
12178-144		15-24	14
1218-187	ARP568-139 SAE J200	10-29	4
1218-188	8-439-N300-9	10-29	3
1218-52	ARP568-262 SAE J200	10-29	8
12182-6.3		6-6	14
1219-107	421FHD-5	10-8B	24
1219-134	207P-2-2	2-23	10
1219-137		14-11	34
1219-154		7-1	4
1219-190	V404P-10-6	14-8	9
1219-190	V404P-10-6	15-15	9
1219-282	202702-16-16S	7-1	23
1219-3	3151X4	5-1	13
1219-351	2103-4-6	14-11	33

PART NUMBER	VENDOR NUMBER	FIGURE	ITEM
1219-384	120	5-1	12
1219-441	3503-8-8	10-25	6
1219-559	0103-4-6	14-11	17
1219-582	2021-12-16S	7-1	17
1219-585	2210501-16-12S	13-4	3
1219-59	3350X2	15-1	10
1219-610	2091-4-4S	6-15	6
1219-611	0103-8-12	14-11	22
1219-624	05CP-8	7-1	10
1219-636	03CP-12	14-11	15
1219-638	06CP-12	14-11	21
1219-645	2408-10	14-11	14
1219-713	0603-12-8	13-4	7
1219-764	2024-12-16S	7-1	14
1219-766	2021-8-6	14-11	8
1219-776	2503-6-6	10-1	2
1219-776	2503-6-6	10-8B	21
1219-776	2503-6-6	11-5	18
1219-776	2503-6-6	15-11	18
1219-777	210292-6S	14-11	20
1219-802	2062-12-12S	7-1	2
1219-802	2062-12-12S	7-1	3
1219-813	210292-4S	14-11	9
1219-814	900599-4S	14-11	12
1219-843	063T-16-16	15-7	15
1219-860	900599-6S	14-11	13
1219-879	0203-4-6	14-11	31
1219-9		15-2	15
1219-9		3-1	15
1219-916	2062-12-8S	10-27	9
1219-922	2027-6-6S	14-11	19
1219-943	2103-2-4	9-2	10
1219-943	2103-2-4	9-5	12
1219-958	3903-16-16	15-7	1
1219-961	2090-8-8S	14-11	11
1219-97	209P-8-6	14-8	16
1219-97	209P-8-6	15-15	16
1219-97	209P-8-6	15-2	5
1219-97	209P-8-6	3-1	5
1219-980	900598-6S	13-3	18
1219-984	0503-8-12	10-25	1
12196-3		15-8	6
12196-4		15-8	6

PART NUMBER	VENDOR NUMBER	FIGURE	ITEM
1220-105	5160-150	12-3	19
1220-105	5160-150	15-14	19
1221-103	274	14-2	1
1221-108	2561	14-1	10
1221-108	2561	14-4	13
1221-108	2561	15-4	11
1221-108	2561	6-7	9
1221-19	3037	10-8A	16
1221-66	2572	14-8	6
1221-66	2572	15-15	6
1221-78	A828	6-7	8
1221-78	A828	6-8	9
1221-89	CB-1121-4	5-1	4
1221-90	CBA28-1050-1	15-1	5
1221-90	CBA28-1050-1	2-1	5
12219-15		15-17	3
12219-21		15-17	31
1222-184	08-388	15-3	20
1222-184	08-388	6-13	4
1222-184	08-388	6-8	5
1222-184	08-388	6-9	21
1222-202	MS3367-3	10-11	20
1222-202	MS3367-3	10-22	36
1222-202	MS3367-3	10-4	27
1222-202	MS3367-3	14-4	10
1222-202	MS3367-3	14-6	16
1222-202	MS3367-3	14-8	19
1222-202	MS3367-3	15-15	19
1222-202	MS3367-3	15-3	14
1222-202	MS3367-3	15-4	8
1222-202	MS3367-3	6-8	10
1222-202	MS3367-3	6-9	14
1222-203	KT721040	14-10	6
1222-205	2643	14-1	34
1222-217	A-A-393	11-9	31
1222-225		15-17	4
1222-239	21-08	12-3	20
1222-239	21-08	15-14	20
1222-249	BD721011-20	14-10	8
1222-251	LE721139-20	14-10	7
1222-258		14-12	29
1222-258		15-16	29
1222-260	SPF-4S	14-6	17

PART NUMBER	VENDOR NUMBER	FIGURE	ITEM
1222-274	30-27	15-17	2
1222-288	LE21125A-1	14-10	2
1222-293	28-04	15-17	10
1222-296	21-06	15-17	25
1222-32		13-1	7
1222-323	1200-03125-2000	14-11	26
1223 737		15-15	1
1223-158	11140	14-8	17
1223-158	11140	15-15	17
1223-21		14-1	10
1223-217	11145	6-10	5
1223-264		14-8	18
1223-264		15-15	18
1223-299		6-8	20
1223-43		14-8	20
1223-43		15-15	20
1223-43		6-8	21
1223-673	MS24658-23D	15-3	22
1223-673	MS24658-23D	6-9	22
1223-688	8055K32ZIM	14-1	22
1223-7	MVU14-10R/LK	6-8	17
1223-706	8055K23ZIM	14-1	19
1223-706	8055K23ZIM	6-12	2
1223-715	83280-03	14-1	13
1223-716	574-112	15-3	3
1223-716	574-112	6-9	3
1223-737		14-8	1
1223-743	900-208	14-1	8
1223-748	C-63-1203	6-10	4
1223-748	C-63-1203	6-7	14
1223-748	C-63-1203	6-8	19
1223-748	C-63-1203	6-9	33
1223-751	C-54-1203	15-3	29
1223-751	C-54-1203	6-10	3
1223-751	C-54-1203	6-8	18
1223-751	C-54-1203	6-9	29
1223-778		14-1	36
1223-778		6-8	15
1223-781	SW13984	14-1	18
1226-1	BPM168	15-24	8
1226-11	18806	14-11	6
1226-3		15-24	10
1226-57		15-24	6

PART NUMBER	VENDOR NUMBER	FIGURE	ITEM
1226-58	L122	15-24	3
1226-62	1816A	15-24	9
12260-265		14-12	11
12260-265		15-16	11
12260-589		14-12	22
12260-589		15-16	22
12260-701		11-13	17
12260-701		15-13	17
12260-804		11-13	16
12260-804		15-13	16
12260-844		14-12	8
12260-844		15-16	8
12260-96		14-12	14
12260-96		15-16	14
12262-614		11-13	25
12262-614		15-13	26
12262-615		14-12	27
12262-615		15-16	27
1227-116		14-6	2
1227-410		11-5	11
1227-410		15-11	11
1231-7	DIN315-M8-1.25-A4C	11-10	12
1233-1		10-8A	15
1233-35		11-13	21
1233-35		15-13	21
1233-39		11-9	35
1233-7		14-1	20
1233-748	C-63-1203	15-3	33
1240 52		15-2	11
1240-10	115	6-8	8
1240-140	DPAL-4S	10-22	17
1240-148	DP-5	10-22	20
1240-150	DPAL-6S	10-21	8
1240-154	GD-DS3	10-23	21
1240-154	GD-DS3	15-5	21
1240-155	GD-GD-5	7-1	13
1240-16	6	14-8	7
1240-16	6	15-15	7
1240-187	3506	15-2	14
1240-187	3506	3-1	14
1240-195	DPAL-5S	10-22	18
1240-202	5318PCH	10-22	20
1240-209	5381SPCH	10-22	18

PART NUMBER	VENDOR NUMBER	FIGURE	ITEM
1240-210	4254SPCH	10-22	17
1240-216	315-2-75-350	2-23	2
1240-217	6635S-PP	10-21	7
1240-218	3254.254PCH	15-5	20
1240-218	3254/254PCH	10-23	20
1240-224	8H	14-8	22
1240-224	8H	15-15	22
1240-51	900729-3	15-3	20
1240-51	900729-3	6-9	20
1240-52		3-1	11
1240-60		6-8	3
1240-66	P20-0584	2-23	6
1240-66	P20-0584	4-1	12
1240-94		5-1	17
12400-2		11-13	1
12400-2		15-13	1
12400-223		11-13	18
12400-223		15-13	18
12400-228		14-12	17
12400-228		15-16	17
12400-229		14-12	16
12400-229		15-16	16
12400-230		14-12	15
12400-230		15-16	15
12400-231		14-12	13
12400-231		15-16	13
12400-232		14-12	5
12400-232		15-16	5
12400-233		14-12	26
12400-233		15-16	26
12400-234		14-12	21
12400-234		15-16	21
12400-235		14-12	18
12400-235		15-16	18
12400-236		14-12	19
12400-236		15-16	19
12400-237		14-12	7
12400-237		15-16	7
12400-238		14-12	12
12400-238		15-16	12
12400-239		14-12	20
12400-239		15-16	20
12400-240		14-12	24

PART NUMBER	VENDOR NUMBER	FIGURE	ITEM
12400-240		15-16	24
12400-252		14-12	23
12400-252		15-16	23
12400-255		11-13	2
12400-255		15-13	2
12400-256		11-13	3
12400-256		15-13	3
12400-257		11-13	4
12400-257		15-13	4
12400-258		11-13	5
12400-258		15-13	5
12400-259		11-13	7
12400-259		15-13	7
12400-260		11-13	6
12400-260		15-13	6
12400-261		11-13	8
12400-261		15-13	8
12400-266		14-12	2
12400-266		15-16	2
12400-267		14-12	4
12400-267		15-16	4
12400-268		14-12	1
12400-268		15-16	1
12400-271		14-12	3
12400-271		15-16	3
12400-278		11-13	14
12400-278		15-13	14
12400-279		11-13	15
12400-279		15-13	15
12400-280		11-13	9
12400-280		15-13	9
12400-281		11-13	19
12400-281		15-13	19
12400-282		11-13	20
12400-282		15-13	20
12400-283		11-13	10
12400-283		15-13	10
12400-284		14-12	6
12400-285		15-16	6
12400-286		14-12	9
12400-287		15-16	9
12400-291		15-13	23
12400-292		11-13	12

PART NUMBER	VENDOR NUMBER	FIGURE	ITEM
12400-292		14-12	10
12400-292		15-13	12
12400-292		15-16	10
12400-293		11-13	13
12400-294		15-13	13
12400-358		11-13	23
12400-358		15-13	24
12400-396		11-13	11
12400-396		15-13	11
12400-71		14-12	25
12400-71		15-16	25
12422-1	97.021	15-27	14
12422-1	97.021	6-11	14
12427-1		15-22	1
12427-1		15-23	5
12429-1		15-22	1
12429-1		15-23	5
1243-27	GAX00-2014	2-23	7
1243-32	P00-7191	2-23	12
1243-67	P10-5532	2-23	1
1243-89	1775-325	2-23	8
1244-143		10-8B	38
1245-84	366MS	14-1	10
12502-1		15-3	27
12502-1		6-9	27
1251-10	WC19624	14-10	1
1269-180		13-1	3
1276-163		14-8	11
1276-163		15-15	11
1276-187		14-8	12
1276-187		15-15	12
1276-6		14-8	8
1276-6		15-15	8
1284-15		15-27	21
1284-15		6-11	21
1291-117	161-011-2	14-6	22
1291-161	KN01106	14-1	18
1291-28	A31538	14-6	23
1291-60	BO043310-1	14-1	14
1689		10-8A	3
17680		13-1	6
200B0087-4		5-1	15
200B2007-10		10-24	19

PART NUMBER	VENDOR NUMBER	FIGURE	ITEM
200B2007-10		15-6	19
200B2007-10		6-8	14
200B2007-13		10-4	32
200B2007-13		6-15	22
200B2007-13		7-1	18
200B2007-14		6-15	7
200B2007-2		10-8B	23
200B2007-2		10-8B	37
200B2007-2		15-3	17
200B2007-2		6-9	17
200B2007-20		15-3	6
200B2007-20		6-15	20
200B2007-20		6-9	6
200B2007-21		15-27	13
200B2007-21		6-11	13
200B2007-22		12-1	14
200B2007-22		6-15	19
200B2007-25		10-24	7
200B2007-25		14-2	21
200B2007-25		15-6	7
200B2007-3		15-27	15
200B2007-3		15-27	16
200B2007-3		6-11	15
200B2007-3		6-11	16
200B2007-4		10-8B	31
200B2007-4		14-7	8
200B2007-4		15-27	17
200B2007-4		15-3	4
200B2007-4		6-11	17
200B2007-4		6-6	15
200B2007-4		6-9	4
200B2007-40		15-3	6
200B2007-40		6-9	6
200B2007-5		14-4	6
200B2007-5		6-8	11
200B2007-5		9-5	14
200B2007-56		14-2	37
200B2007-56		14-4	5
200B2007-56		15-4	5
200B2007-59		10-1	6
200B2007-59		10-11	5
200B2007-6		10-1	13
200B2007-6		10-11	6

PART NUMBER	VENDOR NUMBER	FIGURE	ITEM
200B2007-6		10-4	5
200B2007-63		6-15	21
200B2007-67		10-1	15
200B2007-67		10-22	30
200B2007-67		10-4	9
200B2007-67		14-2	20
200B2007-67		14-8	15
200B2007-67		15-15	15
200B2007-68		10-1	16
200B2007-68		10-11	22
200B2007-7		10-22	25
200B2007-7		10-22	31
200B2007-7		10-4	3
200B2007-7		14-8	13
200B2007-7		15-15	13
200B2007-7		15-3	23
200B2007-7		6-9	23
200B2007-8		6-15	10
200B2007-8		6-8	12
200B2068-4		12-1	13
200B2358-20		9-2	11
200B2358-21		9-5	13
200B2385-10		15-17	11
200B2385-10		15-7	13
200B2385-11		15-17	11
200B2385-11		15-7	14
201 1000		15-2	10
201 1000		3-1	10
204035	4003309	7-3	15
204424		9-9	8
204425		9-10	31
204440		9-10	5
204459		9-1	3
204459		9-4	3
204461		9-1	8
204461		9-4	11
204581	55575-004006	10-32	4
204909	B05-07250	9-12	7
204911	A03-02772	9-12	9
205265	3903224	2-20	8
205266	3903410	3-8	2
205267	3903640	3-8	4
206486	15587	10-18	4

PART NUMBER	VENDOR NUMBER	FIGURE	ITEM
206551	010-10026-1	12-2	27
206552	010-10027-1	12-2	27
206554	010-10024-1	12-2	28
206555	010-10025-1	12-2	21
206556	010-10029-1	12-2	8
206557	010-10002-1	12-2	12
206558	010-10023-1	12-2	26
206559	010-10005-1	12-2	17
206560	010-10010-1	12-2	4
206561	010-10013-1	12-2	1
206562	106-10109-1	12-2	13
206563	510-10045-1	12-2	16
206564	010-10012-1	12-2	30
206564	2-34	12-2	22
206601	K-26002	10-6	
206602	K-26004	10-6	
206604	114-6128	8-2	1
206604	114-6128	8-2	2
206604	114-6128	8-3	1
206604	114-6128	8-3	2
206605	20-100-252	10-10	
206606	20-100-251	10-10	
206607	02-400-076	10-10	
206608	02-400-175	10-10	
206609	HGA500007	10-12	
206610	708273	10-7	
206611	493420	10-7	6
206612	SK000012	10-15	1
206613	32539	10-15	20
206617	10120-00	11-9	4
206618	312 9710 051	13-3	
206619	81715	13-5	
206620	26003	13-2	68
206621	26004	13-2	67
206627	44-1649S	10-13	
206628	SKSH-064013	10-32	
206629	DH24-111	10-5	
206630	DH24-112	10-31	
206631	1220-635-001	10-16	
206632	14881-1	10-18	1
206704	44-1912-S	10-2	
206705	4-771-15	10-14	21
206770	21063	13-2	54

PART NUMBER	VENDOR NUMBER	FIGURE	ITEM
206776		9-4	1
206777		9-1	2
206777		9-4	2
206777		9-9	6
206780		9-1	4
206780		9-4	4
206782		9-4	5
206782		9-6	22
206783		9-4	6
206784		9-4	7
206785		9-1	5
206785		9-4	8
206786		9-1	6
206786		9-4	9
206787		9-1	7
206787		9-4	10
206789		9-6	
206790		9-3	1
206791		9-3	2
206791		9-6	2
206792		9-3	3
206792		9-6	3
206793		9-3	4
206793		9-6	4
206794		9-3	5
206794		9-6	5
206795		9-3	6
206795		9-6	6
206796		9-6	7
206797		9-3	22
206797		9-6	8
206798		9-3	9
206798		9-6	9
206799		9-3	10
206799		9-6	10
206800		9-3	11
206800		9-6	11
206801		9-3	12
206801		9-6	12
206802		9-3	13
206802		9-6	13
206803		9-3	14
206803		9-6	14

PART NUMBER	VENDOR NUMBER	FIGURE	ITEM
206804		9-3	15
206804		9-6	15
206805		9-3	16
206805		9-6	16
206806		9-3	17
206806		9-6	17
206807		9-3	18
206807		9-6	18
206808		9-6	19
206809		9-3	19
206809		9-6	20
206810		9-6	21
206811		9-1	1
206812		9-8	3
206813		9-8	4
206814		9-8	1
206815		9-8	2
206816		9-8	5
206817		9-8	6
206818		9-8	7
206819		9-8	8
206820		9-8	9
206821		9-8	10
206822		9-8	11
206823		9-8	12
206824		9-8	13
206825		9-8	13
206826		9-8	14
206827		9-8	15
206828		9-8	16
206829		9-8	17
206830		9-8	18
206831		9-8	1
206832		9-8	20
206833		9-8	21
206834		9-8	21
206835		9-8	22
206836		9-8	22
206837		9-8	23
206838		9-7	1
206839		9-7	2
206840		9-7	3
206841		9-7	3

PART NUMBER	VENDOR NUMBER	FIGURE	ITEM
206842		9-7	4
206843		9-7	5
206844		9-7	6
206845		9-9	1
206846		9-9	2
206847		9-9	3
206848		9-9	4
206849		9-9	5
206850		9-3	
206851		9-9	7
206852		9-9	9
206853		9-9	10
206854		9-9	11
206855		9-9	12
206856		9-9	13
206857		9-9	14
206858		9-9	15
206859		9-9	16
206860		9-9	17
206861		9-9	18
206862		9-9	19
206863		9-9	20
206864		9-9	21
206865		9-9	22
206866		9-9	23
206867		9-9	24
206868		9-9	25
206869		9-3	20
206870		9-3	21
206871	D00-07814	9-12	
206872		9-3	23
206873		9-3	24
206874		9-3	25
206875		9-3	26
206878	4005722	7-2	
206879	4005723	7-2	
206880	40A1883	7-2	45
206883	4003328	7-2	46
206884	40A1125	7-2	47
206885	F1121824	7-2	48
206886	40A1556	7-2	51
206887	F1900316	7-2	52
206888	4005295	7-2	37A

PART NUMBER	VENDOR NUMBER	FIGURE	ITEM
206889	40A1115	7-2	39
206890	4001044	7-2	42
206891	F40307	7-2	40
206892	F39010131	7-2	38
206893	F39000315	7-2	41
206894	4006906	7-2	43
206895	40B1000	7-2	37
206896	4001117	7-2	36
206897	F1002016	7-2	35
206898	4002600	7-2	34
206899	4001120	7-2	33
206900	4001041	7-2	29
206901	FMRC114KSG	7-2	31
206902	F65275	7-2	30
206903	4028801	7-2	28
206904	F1003014	7-2	27
206905	F190042	7-2	53
206908	4003463	7-2	54
206909	F1100948	7-2	55
206910	F1100940	7-2	56
206911	F1005024	7-2	57
206912	F1005032	7-2	58
206913	F1005040	7-2	59
206914	F1005052	7-2	60
206915	4046756	7-2	
206916	4046754	7-2	4
206917	4046755	7-2	3
206918	4046750	7-2	2
206919	G1003012	7-2	1
206919	F1003012	7-3	4
206921	4005728	7-3	
206922	40A1887	7-3	5
206923	4003455	7-3	2
206924	40A2185	7-3	3
206925	F39030177	7-3	1
206926	4012328	7-3	6
206927	4045966	7-2	
206928	4045579	7-2	22
206929	4045884	7-2	11
206930	4045911	7-2	17
206931	4045667	7-2	20
206932	4045767	7-2	6
206933	4045961	7-2	

PART NUMBER	VENDOR NUMBER	FIGURE	ITEM
206934	F37010045	7-2	21
206935	4003456	7-2	12
206936	4045899	7-2	13
206937	4045492	7-2	14
206938	4045726	7-2	16
206938	A305845	7-9	3
206939	4045081	7-2	15
206940	F5503244	7-2	10
206941	F5543244	7-2	9
206942	F460268	7-2	7
206943	4045236	7-2	8
206944	F104208	7-2	26
206945	F1002020H8	7-2	5
206946	F826SOHO518B	7-2	25
206947	4003680	7-2	24
206948	F5513650	7-2	19
206949	4045901	7-2	18
206950	4045888	7-2	11A
206952	4000497	7-2	23
206953	4007448	7-5	
206954	4007443	7-5	1
206955	4012376A	7-4	2
206955	4012376A	7-5	2
206955	4012376A	7-6	2
206956	F37020135E	7-4	3
206956	F37020135E	7-5	3
206956	F37020135E	7-6	3
206957	4007435	7-4	4
206957	4007435	7-5	4
206957	4007435	7-6	4
206958	4004144	7-4	5
206958	4004144	7-5	5
206958	4004144	7-6	5
206959	4007180	7-4	6
206959	4007180	7-5	6
206959	4007180	7-6	6
206960	4004957	7-4	7
206960	4004957	7-5	7
206960	4004957	7-6	7
206961	F81687	7-4	8
206961	F81687	7-5	8
206961	F81687	7-6	8
206962	4002787	7-4	9

PART NUMBER	VENDOR NUMBER	FIGURE	ITEM
206962	4002787	7-5	9
206962	4002787	7-6	9
206963	40121323	7-4	10
206963	40121323	7-5	10
206963	40121323	7-6	10
206964	4006777	7-4	11
206964	4006777	7-5	11
206964	4006777	7-6	11
206965	4012383	7-4	12
206965	4012383	7-5	12
206965	4012383	7-6	12
206966	4007020	7-5	13
206967	F40108R	7-4	14
206967	F40108R	7-5	14
206967	F40108R	7-6	14
206968	F81656	7-4	15
206968	F81656	7-5	15
206968	F81656	7-6	15
206969	F41208	7-4	16
206969	F41208	7-5	16
206969	F41208	7-6	16
206970	4007276	7-4	13
206970	4007276	7-5	17
206971	F81677	7-5	18
206971	F81677	7-6	18
206972	F41209R	7-5	19
206973	4007440	7-4	1
206973	F41309	7-5	20
206973	G41309	7-6	21
206974	4007447	7-4	
206976	4007011	7-4	17
206977	4007449	7-6	
206978	4007446	7-6	1
206979	4007291	7-6	13
206980	4007923	7-6	17
206981	4007027	7-6	20
206982	F40109R	7-6	19
206983	4007484	7-3	
206984	4007241	7-3	41
206985	F65246	7-3	28
206986	4007219	7-3	33
206987	F4700010D	7-3	39
206988	F58556	7-3	29

PART NUMBER	VENDOR NUMBER	FIGURE	ITEM
206989	F58065	7-3	29
206990	4007249	7-3	30
206991	F39010275	7-3	31
206992	F5532435	7-3	37
206993	F5502435	7-3	38
206994	4007264	7-3	34
206995	F58554	7-3	42
206996	F58063	7-3	42
206997	4007222	7-3	40
206998	4007329	7-3	52
206999	F1005012	7-3	53
207000	4007334	7-3	45
207001	F65121	7-3	51
207002	F37030278	7-3	43
207003	F1005020	7-3	26
207003	F1005020	7-3	46
207004	4028376	7-3	48
207005	F13009000	7-3	49
207006	F2525024	7-3	47
207007	4007333	7-3	32
207011	F65021	7-3	50
207012	4007428	7-3	44
207013	4007428C	7-3	44
207014	4007428B	7-3	44
207015	4007428A	7-3	44
207016	F4902412	7-3	36
207017	F490188	7-3	35
207018	4007034	7-3	27
207019	4005582	7-3	
207020	4005579	7-3	8
207022	F21043SC	7-3	11
207023	F1900120	7-3	10
207024	F190014	7-3	13
207025	4001123	7-3	9
207026	4007325	7-3	20
207027	4003307	7-3	21
207028	F100108	7-3	16
207029	F37040323	7-3	22
207030	40A6020	7-3	19
207031	40A6016	7-3	19
207032	4006404	7-3	19
207033	40A1170	7-3	7
207034	4101091	7-3	18

PART NUMBER	VENDOR NUMBER	FIGURE	ITEM
207036	4003306	7-3	17
207037	4003285	7-3	14
207038	4005580	7-3	24
207039	F37030237	7-3	23
207040	F37010042	7-3	25
207041	4007525	7-3	
207042	4007523	7-3	54
207043	4001217	7-3	55
207044	4010464	7-3	56
207045	F1047520	7-3	57
207046	4004534SA	7-3	58
207047	4004534E	7-3	58
207048	4004534D	7-3	58
207049	4004534C	7-3	58
207050	4004534B	7-3	58
207051	4004564A	7-3	58
207052	4006274	7-2	
207053	4006273	7-2	
207054	4001432	7-2	65
207055	4006250	7-2	61
207056	F40307R	7-2	63
207057	F39010137	7-2	64
207058	4F20022	7-2	62
207059	4001212	7-2	66
207060	4001468	7-2	67
207061	F1005024	7-2	68
207062	F16204	7-2	69
207064	40A1509SA	7-7	
207065	40A1489	7-8	
207066	40A1479SA	7-8	1
207068	40A1102	7-8	2
207069	40392071	7-8	3
207070	4001091	7-8	4
207071	F65227	7-8	5
207072	4002605	7-8	6
207073	F56670	7-8	7
207074	40A2511	7-8	8
207075	40A2510	7-8	9
207076	40A2512	7-8	10
207077	40A1335	7-8	11
207078	F3900056	7-8	12
207079	4001388	7-8	13
207080	40A1333	7-8	14

PART NUMBER	VENDOR NUMBER	FIGURE	ITEM
207081	F56790	7-8	15
207082	4001081	7-8	16
207083	4001074	7-8	17
207084	4001218	7-8	18
207085	4001080	7-8	19
207086	4001290	7-8	20
207087	F190042	7-8	21
207088	F19001	7-8	22
207090	4001910	7-7	2
207091	4001079	7-7	3
207092	F7400012D	7-7	4
207093	F1100320	7-7	5
207094	F1100336	7-7	6
207095	F17030516	7-7	7
207099	F324001	7-7	8
207100	F91101	7-7	9
207102	4005757	7-2	
207103	4005758	7-2	
207104	4003258	7-2	80
207105	F4601210	7-2	75
207106	F5531220	7-2	76
207107	40A1160	7-2	78
207108	4003071	7-2	77
207109	40A1141	7-2	74
207110	4003457	7-2	79
207111	F1002032	7-2	73
207112	F3901075	7-2	71
207113	40A1982	7-2	72
207114	4001059	7-2	81
207115	4040107	7-2	82
207116	F15003	7-2	83
207117	F1003040	7-2	84
207118	4003489	7-2	84
207119	4003488	7-2	85
207120	4003483	7-2	86
207121	4046911	7-2	87
207122	B16-LSS	10-13	1
207122	B16-LSS	10-2	1
207123	36-913	10-2	2
207123	913	10-13	2
207124	45-7678	10-2	3
207125	31-7691	10-2	4
207126	27-807-0	10-2	5

PART NUMBER	VENDOR NUMBER	FIGURE	ITEM
207127	48-7109	10-2	6
207128	47-7108	10-2	7
207129	27-838-0	10-2	8
207130	46-7107	10-2	9
207131	25-1061	10-2	10
207132	54-7110	10-2	11
207133	30-943	10-2	12
207134	27-803-0	10-2	13
207135	33-7706	10-2	14
207136	33-6875	10-2	15
207137	C-5745	10-13	3
207138	C-5714	10-13	4
207139	802-0	10-13	5
207140	48-7106	10-13	6
207141	47-7105	10-13	7
207142	C-4915	10-13	8
207143	804-1	10-13	9
207144	728	10-13	10
207145	C-3511	10-13	11
207146	C-4584-X	10-13	12
207147	RW-936	10-13	13
207148	884-UR	10-13	14
207149	DH21-98	10-5	1
207150	DH17-71	10-5	2
207151	DH30-11	10-5	3
207152	DH5-159	10-5	4
207153	2-222-N674-70	10-5	5
207154	DH4-165	10-5	6
207155	DHA1-273	10-5	7
207156	DH2-272	10-5	8
207157	DH3-186	10-5	9
207158	2-248-N674-70	10-5	10
207159	8-248	10-5	11
207160	DH5-126	10-5	12
207161	DH14-97	10-5	13
207166	DH21-99	10-31	1
207167	DH30-12	10-31	2
207168	DH17-72	10-31	3
207169	DH5-160	10-31	4
207170	DH4-166	10-31	5
207171	2-226	10-31	6
207172	DHA1-274	10-31	7
207173	DH2-275	10-31	8

PART NUMBER	VENDOR NUMBER	FIGURE	ITEM
207174	DH3-187	10-31	9
207175	2-267	10-31	10
207176	8-267	10-31	11
207177	DH5-161	10-31	12
207178	DH14-98	10-31	13
207179	MS15003-1	10-31	14
207185	DH37-12	10-31	15
207186	05CP-6	10-31	16
207188	59865-006001	10-32	1
207189	72240-000023	10-32	2
207190	49860-001009	10-32	3
207191	65335-043056	10-32	5
207192	59070-064002	10-32	6
207193	38445-044047	10-32	7
207194	52500-172148	10-32	7
207195	66765-010064	10-32	8
207196	52500-172153	10-32	9
207197	55965-064000	10-32	9
207198	53775-004020	10-32	10
207199	68850-044026	10-32	11
207200	60900-064118	10-32	12
207201	68100-048063	10-32	13
207202	38445-058064	10-32	14
207203	52500-172342	10-32	14
207204	63780-002064	10-32	15
207205	57945-048056	10-32	16
207206	59250-048056	10-32	18
207207	SKSS-064013	10-32	
207208	355841	10-7	3
207209	30-020-107	10-10	1
207210	32-570-065	10-10	2
207211	30-030-180	10-10	3
207212	32-630-235	10-10	4
207213	32-620-232	10-10	12
207213	32-630-232	10-10	5
207213	32-630-232	10-10	20
207214	32-620-082	10-10	6
207214	32-620-082	10-10	11
207214	32-620-082	10-10	19
207215	30-010-302	10-10	7
207216	B-125417	10-10	8
207217	30-010-304	10-10	9
207218	32-660-163	10-10	10

PART NUMBER	VENDOR NUMBER	FIGURE	ITEM
207219	30-010-301	10-10	13
207220	32-170-059	10-10	14
207221	32-660-164	10-10	15
207222	32-640-050	10-10	16
207223	30-100-352	10-10	18
207224	32-640-052	10-10	18-1
207225	32-330-007	10-10	18-2
207226	30-010-335	10-10	21
207227	32-390-013	10-10	22
207228	32-390-012	10-10	22
207229	32-390-011	10-10	22
207230	32-660-239	10-10	23
207231	32-630-108	10-10	24
207232	30-030-182	10-10	25
207233	32-640-015	10-10	26
207234	30-100-480	10-10	27
207235	B-2231531	10-10	28
207236	B-2231545	10-10	29
207237	32-630-330	10-10	30
207238	34-050-040	10-10	31
207239	32-200-003	10-10	32
207240	30-010-419	10-10	33
207241	32-620-094	10-10	33-1
207242	30-010-420	10-10	33-2
207243	32-620-064	10-10	33-3
207244	32-630-015	10-10	33-4
207245	32-630-185	10-10	33-5
207246	33-115-132	10-10	33-6
207247	32-640-040	10-10	33-7
207248	32-660-247	10-10	34
207249	30-010-462	10-10	35
207250	30-170-097	10-10	35-1
207251	32-760-005	10-10	35-2
207252	32-660-299	10-10	37
207253	32-620-150	10-10	38
207254	32-620-131	10-10	39
207255	30-010-471	10-10	40
207256	32-660-297	10-10	41
207257	32-640-023	10-10	42
207258	30-170-090	10-10	43
207259	B-129845	10-10	44
207260	B-909848	10-10	45
207261	32-630-003	10-10	46

PART NUMBER	VENDOR NUMBER	FIGURE	ITEM
207262	30-430-042	10-10	47
207263	32-640-006	10-10	48
207264	32-660-298	10-10	49
207265	30-170-002	10-10	50
207266	32-760-005	10-10	51
207267	32-630-261	10-10	52
207268	30-030-268	10-10	53
207313	416282	12-2	3
207314	62044	12-2	15
207315	471689	12-2	23
207316	45289	12-2	6
207317	M802011	12-2	24
207318	M802048	12-2	25
207319	47640	12-2	9
207321	535-10084-1	12-2	11
207322	535-10116-1	12-2	10
207323	540-10303-1	12-2	2
207324	535-10052-1	12-2	18
207325	812-10051-1	12-2	29
207326	MS16995-61	12-2	14
207327	21363	10-15	2
207328	402400	10-15	3
207329	477304	10-15	4
207330	32753	10-15	5
207331	MAF107002A1	10-15	6
207332	477293	10-15	7
207333	MAF013001	10-15	8
207334	40145	10-15	10
207335	91469	10-15	11
207336	68025	10-15	12
207337	28483	10-15	13
207338	65066	10-15	14
207339	MAF012000-X1	10-15	15
207340	32377	10-15	16
207341	28484	10-15	17
207342	401369	10-15	18
207343	65067	10-15	19
207344	SK000013	10-15	1
207345	1220-553-009	10-16	2
207346	1220-552-010	10-16	10
207347	1520-542-002	10-16	13
207348	1520-031-065	10-16	5
207349	1520-032-004	10-16	6

PART NUMBER	VENDOR NUMBER	FIGURE	ITEM
207350	1520-048-001	10-16	4
207351	1520-077-001	10-16	3
207352	1520-076-001	10-16	1
207353	1520-047-001	10-16	8
207354	62201-018	10-16	7
207355	1520-031-052	10-16	11
207356	1520-032-003	10-16	12
207357	69102-001	10-16	9
207358	61201-003	10-16	14
207359	60101-034	10-16	15
207360	76107-016	10-16	16
207361		9-10	1
207362		9-10	1
207363		9-10	1
207364		9-10	1
207365		9-10	2
207366		9-10	3
207367		9-10	4
207368		9-10	6
207369		9-10	6
207370		9-10	7
207371		9-10	8
207372		9-10	9
207373		9-10	10
207374		9-10	11
207375		9-10	12
207376		9-10	13
207377		9-10	14
207378		9-10	15
207379		9-10	16
207380		9-10	17
207381		9-10	18
207382		9-10	19
207383		9-10	20
207384		9-10	21
207385		9-10	22
207386		9-10	23
207387		9-10	29
207388		9-10	30
207392	32027J	8-2	3
207393	32026J	8-2	4
207394	863J	8-2	5
207394	863J	8-3	5

PART NUMBER	VENDOR NUMBER	FIGURE	ITEM
207395	16995J	8-2	6
207395	16995J	8-3	6
207396	16996J	8-2	7
207396	16996J	8-3	7
207398	27112J	8-3	3
207399	42-26245-1	8-3	4
207400	8X157	8-2	9
207400	8X157	8-3	9
207401	81705	13-2	
207402	81704	13-2	
207403	81749	13-2	
207404	81738	13-2	
207406	25978	13-2	1
207407	32411	13-2	10
207408	25669	13-2	7
207409	24420	13-2	4
207410	23328	13-2	5
207411	13938	13-2	6
207412	11026	13-2	6
207412	11026	13-2	46
207412	11026	13-2	56
207413	74780	13-2	3
207414	25299	13-2	8
207415	11428	13-2	9
207416	76027	13-2	2
207417	25542	13-2	19
207418	76142	13-2	21
207419	25300	13-2	29
207420	76024	13-2	31
207421	22358	13-2	32
207422	11417	13-2	11
207423	25509	13-2	20
207424	25942	13-2	28
207425	25511	13-2	30
207426	25514	13-2	12
207427	21049	13-2	17
207428	25361	13-2	13
207429	25508	13-2	14
207430	24890	13-2	16
207431	25666	13-2	18
207432	24175	13-2	15
207433	12026	13-2	26
207434	24914	13-2	25

PART NUMBER	VENDOR NUMBER	FIGURE	ITEM
207435	25516	13-2	23
207436	25333	13-2	24
207437	25332	13-2	27
207438	25513	13-2	22
207439	25916	13-2	34
207440	25644	13-2	36
207441	25635	13-2	37
207442	25636	13-2	38
207443	25642	13-2	42
207444	11776	13-2	35
207445	18003	13-2	35
207446	24981	13-2	43
207447	25643	13-2	44
207448	25637	13-2	39
207449	22703	13-2	46
207450	25920	13-2	45
207451	21029	13-2	40
207452	21036	13-2	41
207453	24090	13-2	49
207454	12913	13-2	47
207455	12592	13-2	48
207456	11104	13-2	51
207457	24031	13-2	52
207458	24078	13-2	50
207459	24351	13-2	53
207460	24350	13-2	53
207462	13413	13-2	56
207463	25622	13-2	59
207464	26007	13-2	65
207465	75808	13-2	33
207466	24892	13-2	39A
207467	25864	13-2	62
207468	25302	13-2	63
207469	25539	13-2	58
207470	13544	13-2	61
207471	25366	13-2	57
207474	26001	13-2	64
207475	26002	13-2	66
207476	25517	13-5	1
207477	24424	13-5	2
207478	24186	13-5	3
207479	24190	13-5	4
207480	24423	13-5	5

PART NUMBER	VENDOR NUMBER	FIGURE	ITEM
207481	22450	13-5	6
207482	24184	13-5	7
207483	24193	13-5	8
207484	24195	13-5	9
207485	24185	13-5	10
207486	24194	13-5	11
207487	24196	13-5	12
207488	24192	13-5	13
207489	24183	13-5	14
207490	23601	13-5	15
207491	24531	13-5	16
207492	25480	13-5	17
207493	21158	13-5	18
207494	25302	13-5	19
207495	24200	13-5	20
207496	24360	13-5	21
207498	63374-G1-1	14-9	1
207499	63378-G1-1	14-9	2
207500	C66706-G1	14-9	3
207501	60232-G2	14-9	4
207502	66600-G6	14-9	5
207503	60454-G1	14-9	6
207504	63382-G2	14-9	7
207505	66380-G1	14-9	8
207506	60590-G3	14-9	9
207507	63383-G1	14-9	10
207508	25000-21	14-9	11
207509	63384-G18	14-9	12
207510	42-1032-17	14-9	13
207511	0852-1000-13-8	14-9	14
207512	00214-0004-0203	10-3	16
207513	00214-0004-0117	10-3	24
207514	00214-0004-0401	10-3	14
207515	500001-0006-0000	10-3	11
207516	500000-0006-0002	10-3	12
207517	00214-0004-0603	10-3	7
207518	00214-0004-0500	10-3	10
207519	00214-0004-2201	10-3	2
207520	533215-0810-0000	10-3	4
207521	7-2286-1	10-3	3
207522	00214-0004-2002	10-3	5
207523	00211-0000-1103	10-3	6
207524	504105-0810-0000	10-3	1

PART NUMBER	VENDOR NUMBER	FIGURE	ITEM
207525	500001-0013-0000	10-3	8
207527	00214-0004-0305	10-3	13
207528	4 P50N-S	10-3	17
207529	00211-0000-0600	10-3	22
207530	00211-0000-1200	10-3	18
207531	00211-0000-0700	10-3	19
207532	500001-0008-0000	10-3	20
207533	500000-0008-0002	10-3	21
207534	00211-0000-0500	10-3	23
207535	514108-1310-0000	10-3	15
207537	P52-1457	2-24	2
207543	3112-001	10-6	1
207544	3119-001	10-6	2
207545	3068-001	10-6	3
207546	3089-001	10-6	4
207547	3113-001	10-6	5
207548	2706-001	10-6	6
207549	1091-001	10-6	7
207550	0682-001	10-6	8
207551	3116-001	10-6	9
207592	D49348-005	14-5	1
207593	A50406-440	14-5	2
207594	A50801-309	14-5	2
207595	A50406-832	14-5	3
207596	A50806-016	14-5	3
207597	B67897	14-5	4
207598	A6005803	14-5	4
207599	A6791604	14-5	5
207600	B48465-005	14-5	6
207601	A51308-014	14-5	7
207602	A49403	14-5	8
207603	B62764	14-5	9
207604	B62433	14-5	10
207605	A62432	14-5	11
207606	A62527	14-5	12
207607	A60412	14-5	13
207608	A51020-857	14-5	14
207609	A51600-005	14-5	15
207610	A49391	14-5	16
207611	A60935	14-5	17
207612	B48459	14-5	18
207613	B68746	14-5	19
207614	B68747	14-5	20

PART NUMBER	VENDOR NUMBER	FIGURE	ITEM
207615	B305835	14-5	21
207616	A29106	14-5	22
207617	D305837	14-5	23
207618	B305836	14-5	24
207619	B63701-002	14-5	25
207620	B63701-001	14-5	26
207621	A306101	14-5	27
207623	220488	10-26	1
207624	920078	10-26	2
207625	CP101-1-B-0-005	10-26	4
207626	120017	10-26	4
207627	720029	10-26	5
207628	720435	10-26	6
207629	720385	10-26	7
207630	2-1484-3-5	10-14	2
207631	6-3083-5	10-14	19
207632	3-784-4	10-14	5
207635	7-186-2	10-14	14
207636	12-1057-8	10-14	3
207637	3-1854-7-1	10-14	9
207638	3-1854-3	10-14	6
207639	3-1182-17	10-14	10
207640	3-1182-22	10-14	16
207641	NTA-1018	10-14	15
207642	3-1182-20	10-14	13
207643	3-1182-24	10-14	12
207644	3/16-200	10-14	11
207645	59-048-250-0500	10-14	20
207646	MS90728-34	10-14	1
207649	S.P.100-123	10-14	4
207650	S.P.100-8	10-14	17
207651	S.P.100-6	10-14	8
207652	S.P.201-8	10-14	18
207653	S.P.201-6	10-14	7
207654	33431-4	10-18	13
207655	61174-8	10-18	3
207656	61933-1	10-18	14
207657	27196-8	10-18	11
207658	27190-9	10-18	10
207659	27163-4	10-18	8
207660	55-153-8309	10-18	5
207661	55-023-8309	10-18	9
207662	27187	10-18	6

PART NUMBER	VENDOR NUMBER	FIGURE	ITEM
207663	27186	10-18	7
207664	11146	10-18	15
207665	MS90728-122	10-18	16
207666	14950-3	10-18	12
207667	58-A5000-150	10-18	2
207700	11271-09	11-9	6
207701	RC8084	6-13	12
207702	RC8010-"L"	6-13	13
207703	RC861-A04BN3	6-13	16
207706	MS24523-30	6-12	3
207707	0332-204-203	6-12	4
207710	MC-07-130-Q24V	6-12	7
207713	DIN85A-M3X12-8.8-A33	6-12	9
207714	DIN439B-04-M3-A4A33	6-12	10
207715	RCR32G751JS	6-12	11
207716	P3-32111	6-12	12
207720	15419	10-18	
207894	B99-02035	9-12	1
207895	A06-03356	9-12	2
207896	C12-07716	9-12	3
207897	C12-07718	9-12	4
207898	A01-07860	9-12	5
207899	A05-09273	9-12	6
207900	A02-08052	9-12	8
207901	B18-07788	9-12	10
207902	A06-09409	9-12	11
207903	A01-09314	9-12	12
207904	A03-02204	9-12	13
207906	391 2686 063	13-3	1
207907	391 3383 069	13-3	2
207908	391 3381 040	13-3	3
207909	391 2883 119	13-3	4
207910	312 5027 401	13-3	5
207911	391 2585 024	13-3	7
207912	391 2185 059	13-3	9
207913	391 2882 086	13-3	10
207914	312 2517 130	13-3	11
207915	312 8217 227	13-3	14
207916	312 3125 302	13-3	15
207917	391 1401 025	13-3	17
207918	391-1801 032	13-3	
207925	A50113-577	7-9	12
207926	A50801-327	7-9	2

PART NUMBER	VENDOR NUMBER	FIGURE	ITEM
207936	D305838	7-9	1
207937	A50406-861	7-9	2
207939	A300319	7-9	4
207940	MS24665-281	7-9	5
207941	A305846	7-9	6
207942	A51302-102	7-9	7
207943	A305847	7-9	8
207944	A305844	7-9	9
207945	A29132-001	7-9	10
207946	A37885	7-9	11
207947	A50908-066	7-9	13
207948		9-10	24
207949		9-10	25
207950		9-10	26
207951		9-10	27
207952		9-10	28
207953		9-10	32
208078		15-2	2
208078		3-1	1
208079		15-2	2
208079		3-1	2
208080		15-2	2
208080		3-1	2
208106	31-7692	10-2	4
208107	28-838-1	10-2	8
208108	28-803-1	10-2	13
208109	31-7246	10-2	16
208110	31-7689	10-2	17
208111		9-1	1
208113		9-9	
208114		9-10	33
208158	74409	5-1A	1
208159	73602	5-1A	2
208160	CL-107	5-1A	3
208161	S-1365	5-1A	4
208162	33-125-007	10-10	54
208163	33-255-053	10-10	53
208164	2-2486-5	10-14	
208165	2-2486-6	10-14	
208166	2-2486-7	10-3	
208169	RCL3093	6-13	19
208170	4578	6-10	1
208170	4578	6-7	3

PART NUMBER	VENDOR NUMBER	FIGURE	ITEM
208171	61690	13-2	
208174	32-640-097	10-10	36
208199	RC8223	6-13	7
208200	RC80396B	6-13	11
208201	RC13078	6-13	21
208302	40B1113	7-4	18
208302	40B1113	7-5	21
208302	40B1113	7-6	22
208306	4003731	7-3	59
208307	010-10028-1	12-2	27
208308	010-80003-2	12-2	
208309	120149	10-26	4
208310	26045	10-12	1
208311	32535	10-12	2
208312	401233	10-12	3
208313	28415	10-12	4
208314	32648	10-12	5
208315	TT-1365	5-1A	5
208316	BT-1365	5-1A	6
208317	LSM-1365	5-1A	7
208318	RSM-1365	5-1A	8
208319	C-1365	5-1A	17
208320	74510	5-1A	9
208321	73603	5-1A	10
208322	73043	5-1A	11
208323	73021	5-1A	12
208324	73032	5-1A	13
208325	73701	5-1A	14
208326	73704	5-1A	15
208327	74012	5-1A	16
208341	9610070	15-3	16
208341	9610070	6-9	16
208342	243122	10-7	1
208343	355865	10-7	2
208345	MAF014000	10-15	9
208353	RC8549	6-13	23
208354	RC8547	6-13	22
208355	RC8548	6-13	22
208355	RC8548	6-13	26
208356	RC1369	6-13	25
208357	RC13166	6-13	27
208358	10042-09	11-9	7
208360		11-9	11

PART NUMBER	VENDOR NUMBER	FIGURE	ITEM
208361	80659-18	11-9	8
208362		11-9	10
208363		11-9	12
208364	515511-510	10-14	21
208365	RC90417	6-12	5
208366	RC13278-6	6-12	9
208602		9-10	34
208648		9-7	7
208690	11404J	8-2	3
208690	11404J	8-3	3
2234		14-2	17
2234		14-6	14
23291	407347	10-7	7
23518	45220	12-2	7
23666	391 3784 028	13-3	16
24248	391 0381 068	13-3	8
24252	391 2884 050	13-3	12
2464		10-8A	2
25098	391 3681 001	13-3	6
2597		14-2	16
2597		14-6	12
26317	9366J	8-2	8
26317	9366J	8-3	8
26843	707719	10-7	5
27368	2-035	12-2	5
28006	391 2082 032	13-3	13
29620	493635	10-7	4
29844	493744	10-7	8
29871	RC8066	6-13	20
29872	RC8082	6-13	18
29873	RC8005	6-13	17
300 1001		6-6	21
300 1307		10-21	15
301 1138		6-6	4
3063		14-2	26
307 0000	DIN85A-M4X12-4.8-A4C	11-7	11
307 0000	DIN85A-M4X12-4.8-A4C	15-25	11
307 0000	DIN85A-M4X12-4.8-A4C	6-8	7
310 1943		10-22	20
310 2013		14-2	32
310 2184		10-11	14
310 2435		10-7	9
310 2464		8-1	1

PART NUMBER	VENDOR NUMBER	FIGURE	ITEM
310 2717		10-21	17
310 2787		10-17	2
310 2833		9-2	6
310 2833		9-5	4
310 9000		9-2	2
310 9003	DIN912-M24X70-12.9-A4C	12-1	4
310 9004	DIN931-M24X80-10.9-A4C	12-1	2
311 1520	BN404-M5X20-A4C	14-1	28
3118		14-7	13
3119		14-7	14
316 2339		10-17	5
316 2705		10-20	6
316 2784		12-1	11
318 2301	DIN931-M10-1.50 X 80-8.8-A4C	6-14	10
32179	17899	14-11	7
32475	81003942	14-7	4
32476	8100131	14-7	3
32477	720	14-7	5
330 1400		10-22	20
330 1405	0305 D005	15-27	9
330 1405	0305D005	6-11	9
330 1803		6-8	13
330 2000		11-7	17
330 2000		15-25	17
330 2201		9-2	6
330 2201		9-5	4
330 2700		9-2	8
330 2700		9-5	10
331 0600		11-13	21
331 0600		15-13	21
331 2000		11-7	18
331 2000		15-25	18
332 1800		10-11	14
332 2100		10-21	15
332 2200		10-20	6
332 2200		10-21	17
333 1404		11-12	1
334 2001		10-17	6
334 2007	9713K79	11-7	16
334 2007	9713K79	15-25	16
334 2205		10-17	3
340 0000	DIN982-M5-6/8-A4C	6-14	6
340 0002	DIN985-M4-6/8-A4C	11-7	11

PART NUMBER	VENDOR NUMBER	FIGURE	ITEM
340 0002	DIN985-M4-6/8-A4C	15-25	11
340 1916		10-22	20
340 1918		15-27	11
340 1918		6-11	11
340 2006		14-3	23
340 2006		14-3	29
340 2201		14-3	24
340 2323		6-6	4
340 2403		10-7	10
340 2700		14-2	2
340 2803		10-8A	2
340 4613	41NTU24221NK	13-6	9
345 2800		11-2	7
345 2800		15-9	7
354 1011	9017A114	15-24	16
360 2521	393T-16-16	13-4	2
360 3215	2503-6-6	10-1	9
360 3215	2503-6-6	10-11	7
360 3413	2503-10-12	10-25	8
362 0048	2040-2-2S	15-3	7
362 0048	2040-2-2S	6-9	7
362 0469	0503-8-6	10-11	11
362 0496	0503-6-6	11-5	17
362 0496	0503-6-6	15-11	17
362 0706	0503-10-10	10-23	10
362 0706	0503-10-10	15-5	10
362 0747	0503-8-10	10-25	3
362 0822	0503-12-12	10-23	11
362 0822	0503-12-12	10-27	5
362 0822	0503-12-12	15-5	11
362 1021	2088-2-2S	2-1	10
362 1430	3503-6-6	10-11	19
362 1451	5603-4-6	12-1	12
362 1468	2503-8-6	10-11	12
362 1468	2503-8-6	10-4	16
362 1619	2503-8-8	10-25	7
362 1619	2503-8-8	10-4	18
362 1680	2503-10-8	10-28	4
362 1716	2503-10-10	10-24	13
362 1716	2503-10-10	15-6	13
362 1716	2503-10-10	15-7	2
362 1815	2503-12-12	10-20	10
362 1815	2503-12-12	10-22	1

PART NUMBER	VENDOR NUMBER	FIGURE	ITEM
362 1815	2503-12-12	10-24	12
362 1815	2503-12-12	10-27	6
362 1815	2503-12-12	15-6	12
362 1815	503-12-12	15-7	1
362 1831	3503-12-12	10-20	4
362 1831	3503-12-12	10-22	5
362 1831	3503-12-12	13-4	5
362 1833	3503-10-12	10-25	5
362 2405	3903-6-6	10-4	20
362 3220	752X4	10-8B	25
362 3425	063T-6-6	10-4	7
362 3428	033T-6-6	10-11	8
362 3612	053T-8-8	10-25	2
362 3612	053T-8-8	10-28	6
362 3612	053T-8-8	10-4	23
362 3813	053T-12-12	13-4	6
362 4212	4 P50N-S	10-19	8
362 4401	05CP-6	10-4	19
362 4601	8 P50N-S	10-19	11
362 4704	5657-10	15-17	37
362 4705	5659-10	15-17	38
362 4810	5657-12	15-17	39
362 4811	5959-12	15-17	40
362 8700	0510-10-8	10-28	5
363 0012	0503-16-16	10-23	12
363 0012	0503-16-16	15-5	12
363 0012	0503-16-16	15-7	10
363 0052	0503-12-16	13-4	4
363 0137	ORF-20	10-21	14
363 1033	2503-16-16	10-22	7
363 1033	2503-16-16	10-24	2
363 1038	3503-16-16	10-20	7
363 1038	3503-16-16	10-24	16
363 1038	3503-16-16	15-6	16
363 1071	2503-16-16	15-6	2
363 1071	2503-16-16	15-7	9
363 1214	ORF24-45	10-21	16
363 4010	5657-16	15-17	41
363 4010	5657-16	15-7	12
363 4011	5659-16	15-17	42
364 0002	MS15003-1	11-5	3
364 0002	MS15003-1	12-1	16
364 0002	MS15003-1	15-11	3

PART NUMBER	VENDOR NUMBER	FIGURE	ITEM
365 0215	5318/318PCN	7-1	13
37141		10-8B	33
372 0214		11-9	34
372 1517		10-22	13
372 1518		10-22	14
372 1518		10-23	15
372 1518		15-5	15
372 1520		10-23	16
372 1520		10-24	6
372 1520		15-5	16
372 1520		15-6	6
372 1526	5381-381PCH	10-22	10
372 1526	5381-381PCH	7-1	20
372 3041	110L01-1-2AA	11-7	10
372 3041	110L01-1-2AA	15-25	10
373 1506	5610-12	15-7	4
373 1507	5608-12-12S	15-7	5
373 1600	5610-16-16S	15-7	12
373 1601	5608-16-16S	15-7	11
373 3000	2089-2-4S	10-8B	47
375 0602	0503-10-8	10-23	9
375 0602	0503-10-8	10-25	4
375 0602	0503-10-8	10-27	10
375 0602	0503-10-8	15-5	9
375 1406	2062-4-6	10-1	14
375 1612	3503-6-8	10-22	33
375 1700	2503-12-10	10-22	2
375 1700	2503-12-10	13-4	1
375 4801	PD-6	10-19	3
375 4801	PD-6	10-20	1
375 4801	PD-6	10-25	9
375 4801	PD-6	10-28	3
375 5900	5E03-10-10	10-24	3
375 5900	5E03-10-10	15-6	3
375 6800	PD-361	10-20	1
375 6800	PD-361	10-25	9
375 6800	PD361	10-19	2
375 6800	PD361	10-28	3
375 8604	0502-10-8	10-25	11
375 9900	0505-10-10	10-28	1
375 9900	0505-10-10	15-7	6
375 9901	5610-10	15-7	7
375 9902	5608-10-10S	15-7	8

PART NUMBER	VENDOR NUMBER	FIGURE	ITEM
37593	12579	10-11	16
378 0204	RMT-26	10-21	13
378 0302	RMT-66	10-21	4
378 0304	RMT-32	10-21	11
37881		14-11	38
401 4400		13-6	11
401 4705	T-151	13-6	10
40114	1799702	14-6	9
404 2510	395LA90328	15-22	7
404 2510	395LA90328	15-23	8
404 3304	394A	15-22	3
404 3304	394A	15-23	1
405 1121		12-4	3
40716		5-1	7
40903		10-8A	13
412 8007		14-12	28
412 8007		15-16	28
414 2201		6-14	8
4185		15-1	12
4185		2-1	12
420 2965	24008-02	15-3	11
420 2965	24008-02	6-9	11
420 2970	SP-28-4R	15-3	8
420 2970	SP-28-4R	6-9	8
420 2972	SPX1A-60F25QC	6-7	10
420 3913	28270AL	9-2	14
420 3913	28270AL	9-5	17
420 4967	MS53052-1	11-3	1
420 4967	MS53052-1	15-26	1
420 4973	752-2601	15-3	2
420 4973	752-2601	6-9	2
420 5413	LP535	14-11	37
420 5933	A25774	6-7	6
420 5953	SH721206	14-10	5
432 0636	2567	15-4	4
441 4023	1600 11115039	14-1	31
441 4024	1600 11110039	14-1	30
441 4025	1600 11105039	14-1	29
442 1047	813-1431	14-1	12
442 1047	813-1431	6-12	1
442 2201	914CE2-3	6-14	1
442 2613	90030-02	14-1	13
442 5099	GE 356	14-1	36

PART NUMBER	VENDOR NUMBER	FIGURE	ITEM
442 6295	PBMS-H25	6-8	5
442 6476	61765-2	15-3	9
442 6476	61765-2	6-8	16
442 6476	61765-2	6-9	9
442 7000	GE 1591	6-7	5
442 7000	GE 1591	6-9	2
442 7000	GE1591	15-3	2
460 0103	222-70N	10-21	14
460 0112	225-70N	10-20	3
460 0112	225-70N	10-21	16
460 0210	2-336-N674-70	10-19	10
460 0436	441 70N	10-19	6
460 0838	012 90N	11-5	16
460 0838	012 90N	15-11	16
460 6011	011 90B	6-6	4
4600838	3-96-N-552-90	10-2	15
4606011	3-94-N-552-90	10-2	14
462-0636	2567	14-4	4
47825		14-1	28
48555		5-1	5
49125		10-29	7
49126	N-675-7	10-29	5
49127		10-29	6
49128		10-29	9
58623	74006A1	10-11	16
610 1039		15-24	18
6977		10-8A	14
6984	FC-3048-L	10-8B	41
703 4818	2A-26269-1	8-2	
703 4819	2A-26268-1	8-3	
705 5565	SA2971	11-11	1
705 5566	SA2696	11-11	4
706 8858	CP10387	10-26	
706 9400	LOA-C-6-D-R1	10-6	
706 9449		11-5	8
706 9449		15-11	8
706 9679	829 0024	15-1	21
706 9679	826 0024	2-1	21
707 1427		10-24	5
707 1427		15-6	5
707 2336		15-12	11
707 5503	MS51118-1	15-10	1
707 6499		9-11	3

PART NUMBER	VENDOR NUMBER	FIGURE	ITEM
707 6544		14-10	3
7072336		11-6	11
708 0275	61.0002	15-27	2
708 0275	61.0002	6-11	2
708 0276	62.0005	15-27	1
708 0276	62.0005	6-11	1
708 1029		10-22	11
708 1029		7-1	21
708 6974		15-22	1
708 6974		15-23	5
708 6975		15-22	1
708 6975		15-23	5
708 6976		15-22	1
708 6976		15-23	5
708 6977		15-22	1
708 6977		15-23	5
708 6978		15-22	1
708 6978		15-23	5
709 1001	FAG567681	12-1	1
709 1002	600-1911	10-13	
709 1003	600-1912	10-2	
709 1004	61530 064047	10-32	
709 1005	709 1005	10-5	
709 1006	709 1006	10-31	
709 1007	PD7B-59020-1	13-2	
709 1008	1220-001-001	10-16	
709 1009		9-1	
709 1010		9-4	
709 1011	520F-24V	14-9	
709 1012		3-1	1
709 1013	53461	14-1	6
709 1014	53481	14-1	5
709 1015	53487	14-1	3
709 1016	9024272	14-1	7
709 1017	53482	14-1	4
709 1018	53483	14-1	9
709 1019	40777-049	15-3	16
709 1019	40777-049	6-9	16
709 1020	1506177	15-3	7
709 1020	1506177	6-9	7
709 1021	1505870	15-3	5
709 1021	1505870	6-9	5
709 1022	52320-010	15-3	15

PART NUMBER	VENDOR NUMBER	FIGURE	ITEM
709 1022	52320-010	6-9	15
709 1023	2484-A	14-1	17
709 1025	X-23812A	14-7	7
709 1026	2183400	14-7	1
709 1027	048705-000-203	14-1	14
709 1028	30423-003-203	14-6	15
709 1029	E305832	14-5	
709 1030	304243-002-122	14-4	9
709 1030	304243-002-122	15-4	7
709 1032	A305833	7-9	
709 1033	304241-002-124	14-2	18
709 1034	304241-002-150	14-2	19B
709 1036	752-2101	6-7	5
709 1037	MS51113-1	14-1	21
709 1038	1030004	6-7	4
709 1039	11614157	15-3	1
709 1039	11614157	6-9	1
709 1043		6-15	2
709 1044		6-9	18
709 1045		6-8	1
709 1046		15-27	12
709 1046		6-10	6
709 1046		6-11	12
709 1047	RCK-19 BN 1	6-12	
709 1048		6-8	2
709 1056	7501-24	6-10	1
709 1056	7501-24	6-7	3
709 1057	813-1030-09 506	6-12	1
709 1057	813-1030-09-506	14-1	12
709 1058	521-9181	14-1	12
709 1058	521-9181	6-12	6
709 1059	P16-85A-ED	10-18	
709 1061	02-460-380	10-10	
709 1062	5000D109C	10-25	12
709 1064	HGA24017	10-12	
709 1065	MAF 10002	10-15	1
709 1066	010-00003-2	12-2	
709 1067	7-2177-4	15-1	9
709 1067	7-2177-4	2-1	9
709 1067	7-2177-4	7-1	8
709 1068	12X22.5 LCM 14 PLY	9-11	1
709 1069	22.5-8.25 WHL	9-11	2
709 1070		6-13	5

PART NUMBER	VENDOR NUMBER	FIGURE	ITEM
709 1071		6-6	8
709 1072		6-6	12
709 1073		6-6	9
709 1074		6-6	6
709 1075		6-6	13
709 1076	MS52131	6-6	5
709 1077	12258937	6-6	17
709 1078	MS35000-4	6-6	1
709 1081	12258938	6-15	8
709 1082	12258931-2	6-15	12
709 1083	12258932-5	6-15	9
709 1084		6-15	1
709 1087	0332-014-203	6-8	6
709 1091	304262-003-111	14-4	8
709 1091	304262-003-111	15-4	6
709 1092	120	6-8	15
709 1093		15-2	1
709 1096	F04339	11-11	2
709 1097	20-920-505	10-8B	17
709 1098		6-6	10
709 1099		6-6	11
709 1100		11-9	3
709 1102		11-1	3
709 1102		15-8	3
709 1124		14-1	16
709 1125		14-1	1
709 1126		11-8	14
709 1127		11-8	1
709 1128		11-8	2
709 1130		11-8	4
709 1131		11-8	5
709 1132		14-2	5
709 1133		14-2	14
709 1134		11-9	19
709 1135		11-9	20
709 1136		11-9	18
709 1137		14-1	32
709 1138		14-2	7
709 1139		14-2	6
709 1140		14-2	4
709 1141		14-2	13
709 1144		11-10	1
709 1145		11-10	2

PART NUMBER	VENDOR NUMBER	FIGURE	ITEM
709 1146		11-10	3
709 1149		11-10	5
709 1151		11-10	6
709 1152		11-10	7
709 1153		11-10	9
709 1154		11-10	8
709 1156		11-10	11
709 1157		11-10	10
709 1158		11-9	14
709 1159		11-9	21
709 1160		11-9	13
709 1164		14-4	2
709 1164		15-4	2
709 1166		10-8A	5
709 1172		14-2	12
709 1174		11-12	4
709 1177		6-12	8
709 1181		6-6	2
709 1187		14-1	25
709 1215	2103	10-19	9
709 1219	4CSC07CH2	10-19	4
709 1221	ORFS-60-F-3M-10	10-20	11
709 1222	11-2285-1	10-3	
709 1224	FSL-851-108-HS2K	10-14	
709 1225	MD06-PDNC-AA-24	10-7	
709 1226	MHB-030-VBCH-SSS-00	10-30	5
709 1227	RPEC-FAN-ZLD	10-28	2
709 1228	FRDA-XAN-BAL.-10	10-27	8
709 1230		10-24	14
709 1230		15-6	14
709 1232		10-29	1
709 1236		10-29	10
709 1237-82		15-6	11
709 1237-90		10-24	11
709 1238-48		10-23	4
709 1238-48		15-5	4
709 1238-78		10-24	10
709 1238-84		15-6	10
709 1239-70		15-6	20
709 1239-71		15-6	15
709 1240-42		15-5	5
709 1240-48		15-5	6
709 1240-50		10-23	5

PART NUMBER	VENDOR NUMBER	FIGURE	ITEM
709 1240-58		10-23	6
709 1240-67		10-24	20
709 1240-68		10-24	15
709 1241		10-21	6
709 1243-7	881-20	10-21	12
709 1244-11	881-24	10-21	10
709 1245-6	881-40	10-21	5
709 1246		10-20	9
709 1247-28		10-22	22
709 1247-45		10-22	6
709 1247-51		10-23	2
709 1247-51		15-5	2
709 1247-55		10-23	1
709 1247-55		15-5	1
709 1247-57		10-22	3
709 1248-124		10-4	15
709 1248-26		10-22	19
709 1248-51		10-4	8
709 1249-71		10-22	4
709 1250	941107	10-20	11
709 1252-68		15-2	8
709 1252-68		3-1	8
709 1253	B125	11-12	1
709 1260 134		10-4	14
709 1260-120		10-22	28
709 1260-139		10-22	27
709 1260-36		10-4	10
709 1261		10-20	5
709 1262-102		10-22	29
709 1263-51		10-22	21
709 1264-27		10-22	23
709 1264-54		7-1	5
709 1265-189		10-22	9
709 1265-58		7-1	16
709 1265-73		7-1	15
709 1266-144		10-22	8
709 1267-21		10-22	24
709 1267-50		7-1	6
709 1268-50		10-23	3
709 1268-50		15-5	3
709 1270-136		10-11	17
709 1270-142		14-11	27
709 1270-16		10-4	28

PART NUMBER	VENDOR NUMBER	FIGURE	ITEM
709 1270-168		10-11	21
709 1270-17		10-4	1
709 1270-171		10-11	9
709 1270-21		10-4	2
709 1270-31		10-4	6
709 1270-45		10-11	10
709 1270-75		10-1	4
709 1270-78		10-1	3
709 1270-78		14-11	25
709 1270-99		10-1	5
709 1272-15		10-4	30
709 1272-155		10-11	18
709 1272-166		14-11	18
709 1272-18		10-11	2
709 1272-18		10-4	4
709 1272-18		14-11	32
709 1272-19		10-11	3
709 1272-26		10-4	29
709 1275-13		6-15	16
709 1275-13		6-15	17
709 1276-14		10-23	7
709 1276-14		15-5	7
709 1276-17		10-23	8
709 1276-17		15-5	8
709 1276-20		10-22	32
709 1277-17		10-22	34
709 1279	249-2	14-11	35
709 1286		7-1	12
709 1287		7-1	24
709 1288		15-17	36
709 1300	4B3.9 SPEC, SES1108	15-1	1
709 1300	4B3.9 SPEC, SES1108	2-1	1
709 1301	1724E11DB	7-2	
709 1302	1365	5-1A	
709 1303	AKG2177.001.000	5-1	2
709 1304	FHG06-5338	2-24	1
709 1305	21241N	4-1	3
709 1306		5-1	14
709 1307		5-1	16
709 1308	Q45168	4-1	11
709 1310		2-23	5
709 1311		5-1	8
709 1312		5-1	10

PART NUMBER	VENDOR NUMBER	FIGURE	ITEM
709 1314	45HL3	2-23	4
709 1319		2-23	3
709 1322		14-6	19
709 1331		5-1	18
709 1332		5-1	19
709 1338		7-1	7
709 1349		15-1	2
709 1349		2-1	2
709 1360		11-6	10
709 1360		15-12	10
709 1362		15-17	1
709 1364		15-17	19
709 1368		15-17	12
709 1369		6-15	14
709 1371		6-15	5
709 1378		15-9	4
709 1396		15-17	22
709 1399		15-22	2
709 1422		11-6	7
709 1422		15-12	7
709 1423		11-6	6
709 1423		15-12	6
709 1424		10-30	3
709 1424		11-6	8
709 1424		15-12	8
709 1427		10-22	15
709 1434		10-30	2
709 1457		15-23	6
709 1458		15-22	4
709 1459		15-23	7
709 1461		15-23	9
709 1481		12-1	7
709 1504		12-3	15
709 1504		15-14	15
709 1508		12-3	13
709 1508		15-14	13
709 1551		13-6	11
709 1553		13-6	12
709 1554		13-6	13
709 1556	SS-4055	13-6	16
709 1558		13-6	2
709 1561		13-6	7
709 1562		13-6	5

PART NUMBER	VENDOR NUMBER	FIGURE	ITEM
709 1563		12-3	12
709 1563		15-14	12
709 1564		12-3	10
709 1564		15-14	10
709 1567		12-3	20
709 1567		15-14	20
709 1569		12-3	26
709 1569		15-14	26
709 1572		12-3	5
709 1572		15-14	5
709 1573		12-3	6
709 1573		15-14	6
709 1574		12-3	18
709 1574		15-14	18
709 1575		12-3	23
709 1575		15-14	23
709 1576		12-3	3
709 1576		15-14	3
709 1584		12-3	21
709 1584		15-14	21
709 1584		15-17	18
709 1587	39.40002	15-27	4
709 1587	39.40002	6-11	4
709 1589		12-3	1
709 1589		15-14	1
709 1590	30.20112	15-27	19
709 1590	30.20112	6-11	19
709 1591		15-27	6
709 1591		6-11	6
709 1592		15-27	10
709 1592		6-11	10
709 1593		15-27	8
709 1593		6-11	8
709 1610		11-2	1
709 1610		15-9	1
709 1626		11-5	5
709 1626		15-11	5
709 1627		11-5	7
709 1627		15-11	7
709 1628		11-5	10
709 1628		15-11	10
709 1634		11-5	1
709 1634		15-11	1

PART NUMBER	VENDOR NUMBER	FIGURE	ITEM
709 1661		11-1	2
709 1661		15-8	2
709 1686		11-1	6
709 1686		15-8	6
709 1688		11-1	6
709 1688		15-8	6
709 1689		11-1	6
709 1689		15-8	6
709 1706		15-2	4
709 1706		3-1	4
709 1707		11-2	10
709 1707		15-9	10
709 1708		11-2	9
709 1708		15-9	9
709 1723		14-2	25
709 1727		11-1	6
709 1727		15-8	6
709 1729		10-23	17
709 1729		15-5	17
709 1733		11-7	2
709 1733		15-25	2
709 1734		11-7	1
709 1736		14-2	28
709 1737		14-2	30
709 1741		9-2	9
709 1741		9-5	11
709 1749		11-7	5
709 1749		15-25	5
709 1755		2-1	4
709 1756		14-6	24
709 1757		11-5	13
709 1757		15-11	13
709 1768		10-8B	22
709 1769		10-8B	27
709 1770		10-8B	28
709 1771		10-8B	29
709 1772		10-8B	42
709 1774	TR500	9-11	3
709 1776	MS51118-1	11-4	1
709 1782		10-8B	39
709 1790		6-14	2
709 1793		6-15	13
709 1794-9		10-8B	19

PART NUMBER	VENDOR NUMBER	FIGURE	ITEM
709 1795-17		10-8B	20
709 1800	RC90251	6-13	9
709 1801	RC90250	6-13	8
709 1802	RC11096D3.00	6-13	7
709 1803	RC8637A-3.75	6-13	6
709 1804	RC850A-4	6-13	10
709 1821		6-14	7
709 1823	AWL5	14-11	23
709 1832		15-3	24
709 1832		6-9	24
709 1841		11-2	4
709 1843		15-9	14
709 1844		15-9	13
709 1845	6444376	14-1	8
709 1845	6444376	14-1	10
709 1855		10-8A	2
709 1856		14-6	1
709 1864		15-17	24
709 1865	304241-002-115	14-2	19
709 1866		11-9	21
709 1870		11-9	9
709 1871		11-10	4
709 1872		2-1	6
709 1877		15-17	29
709 1878		6-10	2
709 1879		12-3	25
709 1879		15-14	25
709 1880	GA184A	15-24	1
709 1881	GL42	15-24	2
709 1884	LDHM362	15-24	4
709 1885	TQR250	15-24	7
709 1888		15-3	18
709 1890	HP-121-DA-TL	14-11	28
709 1892		6-7	11
709 1893		6-7	12
709 1896	AWL10	14-11	24
709 1897		15-8	7
709 1906	DA212	14-11	5
709 1907	V02428B	14-11	4
709 1908	V02022	14-11	3
709 1909	S2022B	14-11	2
709 1910	R2428	14-11	1
709 1920		10-8B	45

PART NUMBER	VENDOR NUMBER	FIGURE	ITEM
709 1921		10-8B	46
709 1935	42419	14-4	11
709 1935	42419	15-4	9
709 1940	304241-002-133	14-2	19A
709 1950		11-8	11
709 1958		11-8	3
709 1960		11-8	13
709 1963		2-23	14
709 1964		4-1	4
709 1966		15-17	32
709 1967		15-17	9
709 1970	GLA12	15-24	11
709 1971	KYX00-4476	4-1	2
709 1977		15-24	5
709 1983		11-12	3
709 1985		15-24	13
709 1991		14-2	36
709 1996	GLA62	15-24	12
709 1998		15-17	33
709 4087		15-8	8
709 4134		14-1	37
709 4227		14-11	36
709 4243		12-4	6
709 4247		14-7	18
709 4254		15-14	30
709 4263		14-7	16
709 4267		10-24	1
709 4284		10-8B	48
709 4285		10-8B	49
709 4294		6-14	9
709 4298		11-9	33
709 4304	MC-07-1300	14-1	11
709 4305	530F0-48426	14-1	10
709 4307	SM305/47063	14-7	19
709 4308	900	14-1	36
709 4315		11-7	14
709 4316		15-25	14
709 4317		11-7	21
709 4317		15-25	21
709 4318		11-7	19
709 4318		15-25	19
709 4319		11-1	6
709 4319		15-8	6

PART NUMBER	VENDOR NUMBER	FIGURE	ITEM
709 4324		15-24	15
709 4331		15-3	32
709 4331		6-9	32
709 4341		15-3	9
709 4341		6-9	9
709 4344		15-25	1
709 4380	1820	14-1	8
709 4388		12-4	7
709 4467	MIL-S-40626	11-13	24
709 4467	MIL-S-40626	15-13	25
709 4468	12343421	11-13	26
709 4468	12343421	15-13	27
7091063	6000A48	13-4	9
7091101		11-9	1
7094341		6-8	16
7099 1897		11-1	7
709A1060		11-13	
709A1123		11-8	
709A1142		14-8	
709A1143		11-10	
709A1168		14-2	
709A1169		14-10	
709A1173		11-11	
709A1176		11-12	
709A1182		6-6	
709A1196		14-7	
709A1197		14-4	
709A1199		6-15	
709A1220		10-19	
709A1231		10-29	
709A1254		10-24	
709A1254-2		15-6	
709A1274		15-17	11
709A1285		15-4	
709A1320		2-23	
709A1321		4-1	
709A1323		14-6	
709A1324		5-1	
709A1328		15-13	
709A1361		9-11	
709A1376		15-23	
709A1377		15-22	
709A1464		12-1	

PART NUMBER	VENDOR NUMBER	FIGURE	ITEM
709A1469		6-10	
709A1501		15-27	
709A1501		6-11	
709A1503		12-3	
709A1503-2		15-14	
709A1507		13-6	
709A1565		12-3	21
709A1565		15-14	21
709A1565		15-17	18
709A1695		11-2	
709A1695-2		15-9	
709A1700		11-5	
709A1701		8-1	
709A1721		14-3	31
709A1722		14-3	27
709A1735		3-1	
709A1735-2		15-2	
709A1746		10-8A	
709A1750		15-17	
709A1752		11-7	
709A1752-2		15-25	
709A1787		6-13	
709A1788		6-14	
709A1824		14-12	
709A1824-2		15-16	
709A1827		15-11	
709A1830		11-3	
709A1831		15-26	
709A1853		11-4	
709A1853-2		15-10	
709A1889		15-24	
709A1913		14-11	
709A1948		15-15	
709A1999		15-2	9
709A1999		3-1	9
709A4246-25		10-8B	36
709A4389		12-4	
709B1421		11-6	2
709B1470		15-12	2
709B1550		13-6	11
709F1052		11-5	4
709F1103		14-6	3
709F1105		14-2	3A

PART NUMBER	VENDOR NUMBER	FIGURE	ITEM
709F1109		14-6	6
709F1112		10-8A	12
709F1116		10-8A	4
709F1122		14-1	27
709F1161		6-7	1
709F1200		10-19	1
709F1216		10-19	5
709F1233		10-29	2
709F1283		15-17	34
709F1284		15-17	35
709F1317		4-1	1
709F1339		15-1	4
709F1353		15-17	5
709F1357		15-14	1
709F1401		11-6	1
709F1440		15-23	2
709F1443		15-17	14
709F1446		15-17	21
709F1453		15-17	15
709F1468		15-23	10
709F1483		15-17	17
709F1486		15-17	16
709F1489		15-17	23
709F1499		15-12	1
709F1505		12-3	1
709F1506		12-3	9
709F1557		13-6	1
709F1579		12-3	29
709F1579		15-14	29
709F1629		11-5	1
709F1709		2-1	19
709F1738		9-2	5
709F1738		9-5	3
709F1763		15-8	1
709F1780		10-8B	44
709F1781		10-8B	43
709F1783		6-13	1
709F1791		11-1	1
709F1826		15-11	1
709F1861		11-2	12
709F1862		15-9	12
709F1868		15-17	26
709F1873		15-17	28

PART NUMBER	VENDOR NUMBER	FIGURE	ITEM
709F1875		15-17	27
709F1931		15-1	14
709F1931		15-1	19
709F1931		2-1	14
709F1946		15-11	4
709F1989		11-9	25
709F4089		11-1	8
709F4143		11-2	13
709F4215		6-6	3
709F4259		15-14	9
709F4268		14-7	10
709F4327		15-24	17
709F4336		14-2	3
709F4390		12-4	1
709F4391		12-4	2
8903		14-6	10
8904		10-8B	34
A49471		13-6	6
B17006		13-1	4
B4070		13-1	5
	01872-27-NT27WC	14-10	6B
	1-129	6-2	9
	1-200	6-2	10
	10313	6-11	24
	10313	15-27	24
	100-1/8-B-3	2-1	27
	10495933	6-5	30
	11-21	6-2	5
	11-23	6-2	6
	11-25	6-2	8
	11-3	6-2	7
	1114373	6-5	17
	12-36	6-2	2
	12067	6-11	22
	12067	15-27	22
	12297	6-11	23
	12297	15-27	23
	120361	6-5	25
	1225438	11-4	4
	1225438	15-10	4
	13-43	6-2	3
	132255	6-5	32
	1375-3/8-B-3	10-4	31

VENDOR NUMBER	FIGURE	ITEM
14-218	6-2	1
14-219	6-2	4
15-4	6-2	24
15-52	6-2	27
15-54	6-2	29
15-65	6-2	14
15-67	6-2	30
15-80	6-2	15
16-109	6-2	16
17815-29-SP27WC	14-10	1H
1852890	6-5	2
1862383	6-5	40
1876358	6-5	42
1876359	6-5	3
1876361	6-5	7
1876458	6-5	6
1877345	6-5	12
1887021	6-5	49
1891916	6-5	10
1891927	6-5	39
1891928	6-5	51
19028-23-SC27WC	14-10	1G
19178-25-M024WC	14-10	1A
1928021	6-5	13
1928022	6-5	14
1932197	6-5	22
1937310	6-5	45
1941113	6-5	19
1951567	6-5	20
1951792	6-5	18
1955946	6-5	44
1956226	6-5	9
1962602	6-5	11
1962603	6-5	43
1962606	6-5	41
1964410	6-5	15
1966923	6-5	46
1968396	6-5	31
1970988	6-5	36
1984000	6-5	27
1984076	6-5	34
1986019	6-5	5
1986464	6-5	1

VENDOR NUMBER	FIGURE	ITEM
1986466	6-5	50
1986467	6-5	48
1986473	6-5	8
1987049	6-5	21
1987070	6-5	28
1987373	6-5	38
1987667	6-5	37
1987739	6-5	47
1988707	6-5	33
1988947	6-5	16
1998488	6-4	1
1998488	6-5	
2-44	6-2	17
20-102	6-2	23
20-111	6-2	25
20-136	6-2	22
20-137	6-2	26
20-237	6-2	12
20-244	6-2	13
20-245	6-2	19
20-247	6-2	28
20-248	6-2	20
20-261	6-2	31
20-268	6-2	32
20-318	6-2	33
20-34	6-2	21
203933	2-11	2
21808	6-11	25
21808	15-27	25
274875	6-5	28
3-35	6-2	11
3007535	2-2	5
3008400	2-18	1
3008466	2-20	6
3008468	2-2	9
3008468	2-5	4
3008468	2-5	6
3027646	2-2	18
3027685	2-17	7
3035960	5-4	9
3200782	2-18	2
3278480	2-26	2
3802004	5-2	1

VENDOR NUMBER	FIGURE	ITEM
3802005	2-5	8
3802006	2-5	9
3802010	2-6	3
3802011	2-6	6
3802012	2-6	6
3802013	2-6	6
3802014	2-6	6
3802037	3-4	1
3802040	2-3	1
3802040	2-7	2
3802040	2-8	6
3802042	2-7	2
3802044	2-7	2
3802060	2-3	1
3802060	2-7	2
3802060	2-8	4
3802062	2-7	2
3802064	2-7	2
3802082	2-6	6
3802084	2-6	6
3900068	2-2	3
3900068	2-2	11
3900215	2-21	9
3900216	2-21	8
3900225	2-21	3
3900227	5-2	3
3900242	2-11	8
3900245	2-11	7
3900250	2-5	14
3900257	2-2	12
3900267	2-14	4
3900267	3-7	19
3900269	2-15	2
3900276	2-5	12
3900299	2-5	13
3900539	2-11	6
3900540	2-11	3
3900589	3-9	1
3900620	2-14	5
3900620	2-9	5
3900620	6-3	6
3900621	6-3	2
3900623	4-3	3

VENDOR NUMBER	FIGURE	ITEM
3900627	2-16	5
3900629	2-10	4
3900629	3-7	15
3900630	3-9	2
3900631	3-6	6
3900632	2-20	7
3900632	5-7	5
3900633	2-10	3
3900677	2-19	2
390068	2-16	6
3900687	2-2	13
3900706	2-11	4
3900808	3-4	3
3900919	2-8	2
3900955	2-2	10
3900955	2-22	3
3900956	2-2	4
3900958	2-2	14
3900965	2-2	6
3900967	2-2	17
3901016	2-3	1
3901016	2-6	2
3901019	2-16	1
3901020	2-2	15
3901049	2-21	6
3901090	2-3	1
3901090	2-6	4
3901091	2-6	4
3901092	2-6	4
3901093	2-6	4
3901094	2-6	4
3901097	2-5	10
3901140	2-3	1
3901150	2-3	1
3901150	2-6	6
3901151	2-6	6
3901152	2-6	6
3901153	2-6	6
3901154	2-6	6
3901170	2-3	1
3901170	2-8	3
3901171	2-8	3
3901172	2-8	3

VENDOR NUMBER	FIGURE	ITEM
3901173	2-8	3
3901174	2-8	3
3901221	2-11	9
3901221	5-4	6
3901235	2-21	4
3901249	2-18	3
3901258	2-3	1
3901258	2-6	3
3901306	2-2	2
3901306	2-3	1
3901395	2-15	3
3901397	2-16	4
3901399	2-16	9
3901448	4-2	3
3901460	5-3	2
3901569	2-3	1
3901569	2-8	1
3901706	2-3	1
3901706	2-8	5
3901761	2-9	4
3901774	2-15	4
3901793	2-3	1
3901793	2-8	7
3901837	2-12	2
3901895	2-12	7
3901999	2-25	1
3902114	5-4	7
3902236	3-9	3
3902274	4-2	2
3902295	2-20	4
3902332	2-9	3
3902332	3-3	34
3902338	2-20	5
3902343	2-2	16
3902363	2-12	6
3902425	2-20	11
3902425	2-21	11
3902460	5-3	3
3902501	3-9	4
3902604	2-12	4
3902605	2-12	5
3902606	2-5	2
3902666	2-12	1

VENDOR NUMBER	FIGURE	ITEM
3902710	5-4	8
3902735	2-16	10
3903035	3-6	5
3903037	3-6	4
3903037	3-8	10
3903089	6-3	5
3903095	5-6	5
3903096	5-7	4
3903110	3-5	6
3903200	6-15	23
3903224	15-1	24
3903252	4-3	1
3903261	2-20	10
3903282	2-16	7
3903293	3-8	1
3903297	5-2	2
3903301	5-7	3
3903380	3-4	2
3903380	3-7	14
3903410	15-1	26
3903475	2-17	4
3903609	3-7	3
3903640	15-1	25
3903644	2-17	6
3903723	3-7	4
3903738	3-9	7
3903756	5-7	1
3903757	5-7	2
3903786	5-3	1
3903794	2-10	12
3903817	5-5	1
3903820	5-5	1
3903834	6-4	2
3903835	2-5	3
3903845	3-8	5
3903846	3-8	6
3903857	2-7	2
3903858	2-7	1
3903909	2-25	2
3903924	2-10	8
3903927	2-10	7
3903938	2-5	16
3903939	2-5	15

VENDOR NUMBER	FIGURE	ITEM
3903940	2-11	10
3904044	3-6	3
3904056	2-14	1
3904105	2-5	18
3904166	2-2	19
3904181	2-16	12
3904217	2-2	7
3904230	2-14	7
3904287	2-22	2
3904320	2-20	2
3904323	2-16	3
3904341	2-25	3
3904341	3-7	18
3904344	3-7	10
3904345	3-7	5
3904353	2-10	13
3904362	3-8	7
3904374	3-6	1
3904386	2-20	12
3904386	2-21	12
3904402	2-26	1
3904408	2-5	20
3904409	2-5	21
3904427	2-20	1
3904469	2-16	13
3904470	2-16	11
3904477	2-3	1
3904631	3-3	2
3904632	3-3	3
3904633	3-3	4
3904634	3-3	5
3904635	3-3	6
3904636	3-3	7
3904637	3-3	8
3904638	3-3	9
3904639	3-3	10
3904640	3-3	11
3904641	3-3	12
3904642	3-3	13
3904643	3-3	14
3904644	3-3	15
3904645	3-3	16
3904646	3-3	17

VENDOR NUMBER	FIGURE	ITEM
3904647	3-3	18
3904648	3-3	19
3904649	3-3	20
3904650	3-3	21
3904651	3-3	22
3904652	3-3	23
3904653	3-3	24
3904654	3-3	25
3904655	3-3	26
3904679	2-11	11
3904711	3-7	6
3904712	3-7	7
3904777	3-3	29
3904778	3-3	30
3904779	3-3	31
3904780	3-3	32
3904781	3-3	33
3904836	4-3	2
3904849	2-10	9
3904981	6-1	2
3905023	2-14	2
3905125	3-3	1
3905127	2-22	1
3905143	2-10	11
3905152	3-5	2
3905153	3-5	3
3905154	3-5	4
3905155	3-5	5
3905156	3-5	1
3905157	3-5	1
3905158	3-5	1
3905159	3-5	1
3905160	3-5	1
3905161	3-5	1
3905162	3-5	1
3905163	3-5	1
3905164	3-5	1
3905165	3-5	1
3905166	3-5	1
3905167	3-5	1
3905168	3-5	1
3905169	3-5	1
3905170	3-5	1

VENDOR NUMBER	FIGURE	ITEM
3905171	3-5	1
3905172	3-5	1
3905173	3-5	1
3905174	3-5	1
3905175	3-5	1
3905176	3-5	1
3905177	3-5	1
3905178	3-5	1
3905179	3-5	1
3905180	3-5	1
3905181	3-5	1
3905182	3-5	1
3905183	3-5	1
3905184	3-5	1
3905185	3-5	1
3905186	3-5	1
3905205	2-21	1
3905217	2-17	2
3905218	2-17	5
3905306	2-17	1
3905307	3-7	13
3905351	3-7	25
3905353	3-7	20
3905363	3-7	21
3905364	3-7	22
3905375	3-7	23
3905376	2-2	1
3905376	2-3	1
3905377	2-3	1
3905387	3-9	5
3905388	3-7	12
3905403	3-8	8
3905405	3-8	9
3905426	5-6	4
3905443	4-2	1
3905468	2-21	2
3905587	2-15	1
3905589	2-20	3
3905595	2-10	5
3905649	3-6	2
3905685	3-9	6
3905692	3-7	16
3905694	3-3	35

VENDOR NUMBER	FIGURE	ITEM
3905703	3-7	17
3905731	2-10	2
3905926	5-6	2
3905934	2-10	6
3906027	2-21	5
3906029	3-7	1
3906030	3-7	2
3906031	3-7	8
3906032	3-7	9
3906080	2-6	7
3906206	2-5	22
3906230	2-6	5
3906231	2-6	5
3906232	2-6	5
3906233	2-6	5
3906234	2-6	5
3906384	5-6	1
3906413	2-19	1
3906452	2-6	5
3906454	2-6	5
3906526	2-16	2
3906593	2-14	6
3906619	2-5	7
3906694	3-8	3
3906773	2-25	5
3906854	2-5	19
3907048	2-11	1
3907049	2-12	3
3907050	2-11	
3907054	2-5	17
3907185	2-25	4
3907240	2-13	1
3907431	2-9	2
3907446	2-9	1
3907485	3-3	36
3907486	3-3	37
3907487	3-3	38
3907488	3-3	39
3907489	3-3	40
3907490	3-3	41
3907491	3-3	42
3907492	3-3	43
3907497	3-3	44

VENDOR NUMBER	FIGURE	ITEM
3907537	2-21	10
3907586	2-14	3
3907769	5-4	5
3907836	2-10	1
3907860	2-21	7
3907998	2-10	10
3908031	2-6	1
3908081	2-6	8
3908096	2-16	15
3908163	5-6	3
3908439	5-4	2
3908465	2-2	8
3908465	2-5	5
3908560	6-3	7
3908563	6-3	8
3908580	3-2	1
3908802	5-4	1
3909356	3-4	4
3909376	2-20	9
3909695	3-7	11
3909942	5-4	3
3910275	2-5	1
3910410	5-4	4
3910527	6-3	4
3910540	2-16	8
3910597	5-4	
3910706	5-7	6
3910713	6-3	1
3910715	6-3	3
3915064	2-17	3
406518	10-30	5
406579	10-30	5
453435	6-5	23
5-742	6-2	18
500000-0013-0002	10-3	9
61.00030	6-11	1
61.00030	15-27	1
62.00001	6-11	1
62.00001	15-27	1
6200002	6-11	1
6200002	15-27	1
67949	2-16	14
800091	6-5	4

VENDOR NUMBER	FIGURE	ITEM
821453	6-5	35
91302422	2-1	21
9421423	6-5	24
9428056	6-5	26
9439734	6-5	29
96.12708	6-11	1
96.12708	15-27	1
96.691208/80	6-11	1
96.691208/80	15-27	1
96.93408	6-11	1
96.93408	15-27	1
9DB3GB3A58	6-2	
9DB3GBA58	6-1	1
A31532	14-5	27
A31538	14-5	27
A36733	14-5	27
A37884	14-5	27
A48452	14-5	27
A48454	14-5	27
A50112-569	14-5	27
A50113-577	14-5	27
A50406-832	14-5	27
A50801-309	14-5	27
A50801-327	14-5	27
A50900-076	14-5	27
A50901-016	14-5	27
A51001-032	14-5	27
A60605	14-5	27
B49395	14-5	27
B49539-1	14-5	27
B49539-2	14-5	27
B63294	14-5	27
BK721005	14-10	1B
CP 721083	14-10	5D
GA721006	14-10	6A
IS 721045	14-10	1C
LK 721014A	14-10	1D
MS-15570-1251	6-9	1
MS-15570-623	6-9	1
MS-35478-1683	6-9	1
MS15001-1	11-4	5
MS15001-1	15-10	5
MS15570-1251	15-3	1

VENDOR NUMBER	FIGURE	ITEM
MS15770-623	15-3	1
MS24665-628	11-4	6
MS24665-628	15-10	6
MS35478-1683	15-3	1
MS51318-1	6-7	4
NT 721016	14-10	5E
NT 721018	14-10	5G
NT 721020	14-10	5C
P00-2940	2-24	2
P10-1870	2-24	2
P10-2510	2-24	2
P10-3839	2-24	2
P11-2803	2-24	2
P12-0335	2-24	2
S-1069	3-7	24
S-203-A	3-3	27
S-276	2-11	5
S-609	3-3	28
S-609	3-9	8
SC 1160	14-10	1E
SC 1427	14-10	1F
WA 1654	14-10	1J
WA 721029	14-10	5A
WA 721031	14-10	5B
WA 721033	14-10	5F

This index is in alphabetical order and refers to the corresponding page number,

A			
Air Cleaner	2-36	Assembly, Transmission Shift	14-10
Air Cleaner Assembly	2-34	Assembly, Type II Engine	15-2
Air Intake Manifold	2-37	Assembly, Type II Mast	15-45
Alternator	6-2	Assembly, Type II Pivot	15-44
Alternator Assembly	6-1	Assembly, Valve	7-21
Alternator Mounting	6-4	Assembly, Type II Sectionalization	15-40
Angle Indicator, Boom	12-11	Assembly, Type II Transmission Shift	15-12
Annex A, Cross Reference	A-1	Axle Assembly, Front	9-1
Annex B, Cross Reference	B-1	Axle Assembly, Rear	9-6
Anti-Two Block Assembly	6-24	Axle Centering Light Switch Assembly	6-30
Anti-Two Block Assembly - Type II	15-52	Axle Lockout Cylinder	10-4
Anti-Two Block Control Panel	6-27	Axle Lockout System	10-2
Assembly, Air Cleaner	2-34	Axle Lockout Valve	10-6
Assembly, Alternator	6-1	Axle, Front	9-2
Assembly, Anti-Two Block	6-24	Axle, Rear Mounting	9-8
Assembly, Axle Centering Light Switch	6-30	B	
Assembly, Battery	6-10	Battery Assembly	6-10
Assembly, Boom Hoist Cylinder	10-55	Bearing, Crankshaft and Main	2-10
Assembly, Cab Glass	11-12	Block, Cylinder	2-4
Assembly, Collector Ring	6-28	Block, Hook	13-14
Assembly, Cooling	5-1	Block, Short	2-6
Assembly, Drive Shaft	8-1	Boom	12-8
Assembly, Engine	2-2	Boom Angle Indicator	12-11
Assembly, Exhaust	4-2	Boom Hoist Cylinder	10-56
Assembly, Front and Rear Pivot and Spindle	9-14	Boom Hoist Cylinder Assembly	10-55
Assembly, Injection Pump	3-4	Boom, Type II	15-32
Assembly, Rear Axle	9-6	Bracket, Can	11-4
Assembly, Starting Motor	6-5	Brake Booster/Master Cylinder	10-20
Assembly, Swing	12-2	Brake Caliper, Parking	9-22
Assembly, Transmission - 1	7-4	Brake Relief Valve Fittings	10-53
Assembly, Transmission - 2	7-10	Brake, Front with Differential	9-4
		Brake, Parking	14-20
		Brakes, Front and Rear	9-18
		Brakes, Hydraulic	10-14,
			10-16
		Brake Valve, Winch	13-12

Engine Housing	11-10	Fuel Pump Lift and	
Engine Support, Front	2-38	Supply Tubes	3-12
Exhaust Assembly	4-2	Fuel Tank	3-2
Exhaust Connection	4-5	Fuel Tank, Type II	15-6
Exhaust Manifold	4-4		
Extend Cylinder	10-57		

G

F		Gasket Set - 1, Upper,	
		Engine	2-39
Fan Belt, Tensioner	5-7	Gasket Set - 2, Upper	
Fan Pilot Spacer	5-6	Engine	2-40
Fan Support	5-5	Gasket Set - 3, Upper	
Fenders and Decks	11-2	Engine	2-41
Fenders and Decks,		Gasket Set, Lower	
Type II	15-22	Engine	2-42
Filter, Fuel	3-16	Gauge, Oil Level	2-33
Filter, Return	10-38	Gauges, Controls and	
First Stage Clutch		Switches	14-2
Group	7-14	Gear Box, Swing	12-4
Fittings, Winch Valve	13-10	Gear, Camshaft and	2-15
Flywheel	2-23	Gear Cover, Front	2-16
Flywheel Housing	2-24	Glass Assembly, Cab	11-12
Frame	11-1	Ground Driven Steering	
Frame, Type II	15-20	Pump	10-34
Front and Rear Brakes	9-8	Group, Valve	7-20
Front and Rear Pivot			
and Spindle Assembly	9-14	H	
Front and Rear Planetary			
Wheel Ends	9-16	Head, Cylinder	2-8
Front and Rear Tie Rods	9-12	Heater	14-24
Front Axle	9-2	Heater and Defroster	14-22
Front Axle Assembly	9-1	Heater, Defroster and,	
Front Differential with		Type II	15-36
Brake	9-4	Hold Valve, Outrigger	10-11
Front Drive Shaft	8-3	Hook Block	13-14
Front Electrical - 1	6-13	Hook, Pintle	11-5
Front Electrical - 2	6-16	Hook, Pintle - Type II	15-24
Front Engine Support	2-38	Hoses, Lines and	
Front Gear Cover	2-16	Fittings, Transmission	7-2
Front Gear Train		Housing, Engine	11-10
Accessory Drive	2-26	Housing, Flywheel	2-24
Front Gear Train		Housing, Thermostat	5-7
Accessory Drive		Hydraulic Brakes	10-14,
Cover Plate	2-27		10-16
Front Sump Oil Pan	2-32	Hydraulic Disconnects -	
Fuel Filter	3-16	Type II	15-18
Fuel Injector	3-9	Hydraulic Pump, Main	10-32
Fuel Plumbing	3-14		

P-Q

Panel, Anti-Two Block Control	6-24
Parking Brake	14-20
Parking Brake Caliper	9-22
Pilot Spacer, Fan	5-6
Pintle Hook	11-5
Pintle Hook, Type II	15-24
Piston and Connection Rod	2-14
Piston Kit	2-13
Pivot Assembly, Type II	15-44
Plumbing, Fuel	3-14
Pump Assembly, Injection	3-4
Pump Drives	10-33
Pump, Ground Driven Steering	10-34
Pump, Injection	3-6
Pump, Main Hydraulic	10-32
Pump, Water	5-3

R

Radiator	5-2A
Rear Axle Assembly	9-6
Rear Axle Mounting	9-8
Rear Differential	9-10
Rear Drive Shaft	8-2
Rear Electrical	6-18
Rear Electrical, Type II	15-8
Reservoir, Hydraulic	10-36
Return Filter	10-38
Rocker Lever	2-18
Rotary Manifold	10-54

S

Seat	11-18
Second Stage Clutch Group	7-16
Sectionalization Assembly, Type II	15-40
Sectionalization Tool Kit - Type 11	15-46

Selector Valve, Steering	10-28
Shift Assembly, Type II Transmission	15-12
Shift Control, Transmission	14-12
Short Block	2-6
Solenoid Valve, Outrigger	10-12
Spacer, Fan Pilot	5-6
Starting Motor	6-6
Starting Motor Assembly	6-5
STE-ICE Electrical System	6-32
Steering Control Unit	10-26
Steering Cylinder	10-27
Steering Pump, Ground Driven	10-34
Steering Selector Valve	10-28
Steering System	10-24
Steering Valve	10-51
Steering Valve Fittings	10-52
Support, Fan	5-5
Support, Front Engine	2-38
Swing Assembly	12-2
Swing Gear Box	12-4
Swing Motor	10-30
Switches, Gauges, Controls and System, Steering	14-2 10-24

T

Tank, Fuel	3-2
Tank, Type II Fuel	15-6
Tappet Cover	2-22
Tappet, Valve	2-21
Thermostat Housing	5-8
Third Stage Clutch Group	7-18
Throttle Control	14-16
Tie Rods, Front and Rear	9-12
Tires, Wheels and	9-21
Tool Kit	14-28
Tool Kit, Type II Sectionalization	15-46

Transmission			
Assembly - 1	7-4	Upper Engine Gasket	
Transmission		Set - 3	2-41
Assembly - 2	7-10	Upper Hydraulics	10-48
Transmission Control	7-22	Upper Hydraulics -	
Transmission Hoses,		Type II	15-16
Lines and Fittings	7-2	Upperstructure	11-8
Transmission Shift		Upperstructure, Type II	15-28
Assembly	14-10		
Transmission Shift			
Control	14-12	V	
Tubes, Fuel Pump Lift			
and Supply	3-12		
Type II Anti-Two Block		Valve Assembly	7-21
Assembly	15-52	Valve Bank Fittings,	
Type II Boom	15-32	Hydraulic System	10-50
Type II Can Bracket	15-50	Valve Controls	14-6
Type II Engine Assembly	15-2	Valve Cover	2-20
Type II Fenders and		Valve Fittings, Brake	
Decks	15-22	Relief	10-53
Type II Frame	15-20	Valve Fittings, Steering	10-52
Type II Fuel Tank	15-6	Valve Fittings, Winch	13-10
Type II Heater and		Valve Group	7-20
Defroster	15-36	Valve Tappet	2-21
Type II Hydraulic		Valve, Axle Lockout	10-6
Disconnects	15-18	Valve, Outrigger Hold	10-11
Type II Lower		Valve, Outrigger	
Hydraulics	15-14	Solenoid	10-12
Type II Marking Decals	15-30	Valve, Steering	10-51
Type II Marking Decals	15-38	Valve, Winch Brake	13-12
Type II Mast Assembly	15-45		
Type II Outriggers	15-26	W-X-Y-Z	
Type II Pintle Hook	15-24		
Type II Pivot Assembly	15-44		
Type II Rear Electrical	15-8		
Type II Sectionalization		Water Inlet Connection	5-4
Assembly	15-40	Water Pump	5-3
Type II Sectionalization		Wheel Ends, Front and	
Tool Kit	15-46	Rear Planetary	9-16
Type II Transmission		Wheels and Tires	9-21
Shift Assembly	15-12	Winch	13-2
Type II Upper Hydraulics	15-16	Winch and Cable	13-1
Type II Upperstructure	15-28	Winch Brake Valve	13-12
		Winch Motor	13-8
		Winch Valve Fittings	13-10
u		Windshield Wiper	14-26
		Wiper, Windshield	14-26
		Work Lights	6-22
Upper Engine Gasket			
Set - 1	2-39		
Upper Engine Gasket			
Set - 2	2-40		

By Order of the Secretary of the Army:


GORDON R. SULLIVAN
General, United States Army
Chief of Staff

Official:

PATRICIA P. **HICKERSON**
Brigadier General, United States Army
The Adjutant General

Distribution:

To be distributed in accordance with DAForm 12-25-E (Block 2637) Unit, Direct and General Support maintenance requirements for TM5-3810-305-24P.



SOMETHING WRONG WITH THIS PUBLICATION?

THEN JOT DOWN THE DOPE ABOUT IT ON THIS FORM. CAREFULLY TEAR IT OUT, FOLD IT AND DROP IT IN THE MAIL.

FROM (PRINT YOUR UNIT'S COMPLETE ADDRESS)

Cdr, 1st Inf Bn
ATTN: SP4 J. Brown
Key West, FL 33040

DATE SENT

Date you send 2028-2

PUBLICATION NUMBER

TM 10-3930-65 7-14&P

PUBLICATION DATE

Date of TM

PUBLICATION TITLE Operator's, Organizational, Direct Support General Support Maintenance Manual

BE EXACT - PIN-POINT WHERE IT IS

PAGE NO	PARA-GRAPH	FIGURE NO	TABLE NO
1	2	6	

IN THIS SPACE TELL WHAT IS WRONG AND WHAT **SHOULD BE** DONE ABOUT IT:

Page 1, para 2, figure 6; the paragraph does not relate to the nomenclature. Please correct this mistake.

SAMPLE

PRINTED NAME GRADE OR TITLE AND TELEPHONE NUMBER

SP4 J. Brown, AUTOVON 721-8331

SIGN HERE

Jerome Brown

FILL IN YOUR
UNIT'S ADDRESS



FOLD BACK

DEPARTMENT OF THE ARMY



OFFICIAL BUSINESS

**Commander
US Army Tank-Automotive Command
ATTN: AMSTA-MB
Warren, Michigan 48397-5000**

TEAR ALONG PERFORMANCE LINE

THE METRIC SYSTEM AND EQUIVALENTS

WEIGHT MEASURE

1 Centimeter = 10 Millimeters = 0.01 Meters = 0.3937 Inches
 1 Meter = 100 Centimeters = 1000 Millimeters = 39.37 Inches
 1 Kilometer = 1000 Meters = 0.621 Miles

WEIGHTS

1 Gram = 0.001 Kilograms = 1000 Milligrams = 0.035 Ounces
 1 Kilogram = 1000 Grams = 2.2 lb.
 1 Metric Ton = 1000 Kilograms = 1 Megagram = 1.1 Short Tons

LIQUID MEASURE

1 Milliliter = 0.001 Liters = 0.0338 Fluid Ounces
 1 Liter = 1000 Milliliters = 33.82 Fluid Ounces

SQUARE MEASURE

1 Sq. Centimeter = 100 Sq. Millimeters = 0.155 Sq. Inches
 1 Sq. Meter = 10,000 Sq. Centimeters = 10.76 Sq. Feet
 1 Sq. Kilometer = 1,000,000 Sq. Meters = 0.386 Sq. Miles

CUBIC MEASURE

1 Cu. Centimeter = 1000 Cu. Millimeters = 0.06 Cu. Inches
 1 Cu. Meter = 1,000,000 Cu. Centimeters = 35.31 Cu. Feet

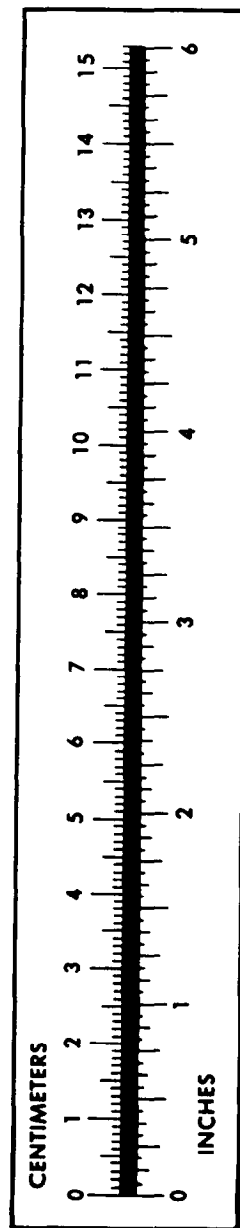
TEMPERATURE

$5/9(^{\circ}\text{F} - 32) = ^{\circ}\text{C}$
 212° Fahrenheit is equivalent to 100° Celsius
 90° Fahrenheit is equivalent to 32.2° Celsius
 32° Fahrenheit is equivalent to 0° Celsius
 $9/5^{\circ}\text{C} + 32 = ^{\circ}\text{F}$

APPROXIMATE CONVERSION FACTORS

TO CHANGE	TO	MULTIPLY BY
Inches	Centimeters	2.540
Feet	Meters	0.305
Yards	Meters	0.914
Miles	Kilometers	1.609
Square Inches	Square Centimeters	6.451
Square Feet	Square Meters	0.093
Square Yards	Square Meters	0.836
Square Miles	Square Kilometers	2.590
Acres	Square Hectometers	0.405
Cubic Feet	Cubic Meters	0.028
Cubic Yards	Cubic Meters	0.765
Fluid Ounces	Milliliters	29.573
its	Liters	0.473
arts	Liters	0.946
allons	Liters	3.785
Ounces	Grams	28.349
Pounds	Kilograms	0.454
Short Tons	Metric Tons	0.907
Pound-Feet	Newton-Meters	1.356
Pounds per Square Inch	Kilopascals	6.895
Miles per Gallon	Kilometers per Liter	0.425
Miles per Hour	Kilometers per Hour	1.609

TO CHANGE	TO	MULTIPLY BY
Centimeters	Inches	0.394
Meters	Feet	3.280
Meters	Yards	1.094
Kilometers	Miles	0.621
Square Centimeters	Square Inches	0.155
Square Meters	Square Feet	10.764
Square Meters	Square Yards	1.196
Square Kilometers	Square Miles	0.386
Square Hectometers	Acres	2.471
Cubic Meters	Cubic Feet	35.315
Cubic Meters	Cubic Yards	1.308
Milliliters	Fluid Ounces	0.034
Liters	Pints	2.113
Liters	Quarts	1.057
ers	Gallons	0.264
ms	Ounces	0.035
ograms	Pounds	2.205
Metric Tons	Short Tons	1.102
Newton-Meters	Pounds-Feet	0.738
Kilopascals	Pounds per Square Inch	0.145
ometers per Liter	Miles per Gallon	2.354
ometers per Hour	Miles per Hour	0.621



PIN: 068511-000